



# **EXECUTIVE BUDGET**

## **STATE OF SOUTH CAROLINA**

*FISCAL YEAR 2021-22*

**HENRY McMASTER**

GOVERNOR

This page intentionally blank.



HENRY McMASTER  
GOVERNOR

January 8, 2021

To the People of South Carolina and Members of the General Assembly:

I submit to you my Executive Budget for 2021-22.

This time last year, South Carolina was roaring into 2020 with a vibrant economy and job expansion, innovation and a growing population. Our unemployment rate was 2.4%. Over three years, the Palmetto State had added \$10 billion in new capital investments which brought with them over 35,000 new jobs.

Unemployment was at a record low. We had more people working than ever before, and personal income growth was at an all-time high. We were growing faster than almost any other state, adding over one million residents in the last twenty years. National rankings consistently listed us as one of the best states in which to raise a family, do business or visit. People want to be in South Carolina!

South Carolina's booming economy had created a large, expanding amount of new revenue: over \$1.8 billion unexpected dollars were starting to come in from the taxpayers. We were poised to take bold steps in education reform, including a record investment in early childhood education to empower the next generation's workforce and prosperity.

Then, COVID-19 came, and our bold plans were put on hold.

The \$1.8 billion dollar expected revenue surplus evaporated – almost overnight. Wisely, while many states immediately shuttered their economies, closed businesses and enacted draconian restrictions, South Carolina took a better approach. We never closed. Through our reasonable steps of limited, measured and temporary actions targeting those establishments and activities involving close personal contact and high risks of infections, we combatted the virus without crippling our economy. Business continued.

Also, by being careful and conservative, freezing new spending and holding state government steady at last year's spending levels, we have been able to avoid cutting services, raising taxes, or borrowing money. Today, South Carolina has a small portion of that \$1.8 billion surplus remaining and we are in a stronger financial position than virtually every other state in the country.

That's because we were thinking ahead. Now, we must continue to think ahead.

My Executive Budget places \$500 million - 38 cents of every new dollar - into our state's "rainy day" reserve fund. By saving this money instead of spending it - something that has served our state well this year - we will be prepared for any future economic uncertainties, should they arise.

I am also calling on the General Assembly to keep out of the budget the \$525 million the state recently received from the Savannah River Site settlement with the federal government. These settlement funds should be appropriated in a separate, stand-alone bill which will allow for thoughtful consideration and appropriate public scrutiny.

Our small businesses in South Carolina have borne the brunt of the financial impact of the COVID-19 pandemic, especially those in the hospitality and service industry. To date, the state has directed over \$40 million in CARES Act funds to provide relief to 2,284 small businesses in our state. Unfortunately, the requests for relief and assistance from small businesses exceeded the available CARES Act funds. We must do more.

To provide South Carolina small businesses with additional relief, my budget directs an additional \$123 million in state funds to be provided for small business grants administered by the state Department of Commerce in the same manner as the federal CARES Act funds.

Future prosperity requires that we continue to make bold investments to ensure that the next generation's workforce possess the education and skills necessary for South Carolina to compete for jobs and capital in the world's economy, even during a pandemic. It also requires that educational opportunities be accessible and affordable for every South Carolinian.

Before the COVID-19 pandemic, data indicated that South Carolina's lower income, five-year-old children are increasingly entering kindergarten unprepared to learn and without the necessary literacy and language skills. This makes them immediately "at risk" and unlikely to ever catch up. By the third grade, the best indicators of progress and future success are reading and writing skills. Without them, these children are less likely to graduate or obtain the skills necessary to enter the workforce and contribute to our economy and their own success. A ten-month absence from a normal classroom has likely made this problem worse.

In 2006, the General Assembly funded full-day, four-year-old kindergarten programs for Medicaid-eligible children in public schools and private childcare centers. Currently 61 school districts are eligible to participate, and 18 districts are not. This leaves 13,000 lower income “at risk” children in 18 urban and suburban school districts without the option to attend full-day, four-year-old kindergarten.

Once again, I am proposing that we invest \$48 million to expand access to full-day kindergarten for every lower income four-year old child in the state. This expansion will allow parents to choose the public, private or for-profit childcare provider that best suits their child’s educational needs.

By unleashing the free market into early childhood education with the entry of new providers, eliminating burdensome regulations and increasing the reimbursement rate, South Carolina’s at-risk children - with each passing year - will increasingly arrive at school prepared and eager to learn and on track to make continued, life-long learning progress.

The time is now to take dramatic and decisive action - to demonstrate to the nation that South Carolina is committed and determined to compete and win for generations to come, and to assure all of South Carolina’s parents that their children will not be left behind.

In last year’s state budget, I proposed a \$3,000 across the board pay raise for every public school teacher in the state, a raise that would have catapulted the Palmetto State into a “top 25” ranking of states for average teacher pay - for the first time ever. COVID-19 has delayed that raise; however, I remain committed to this investment toward attracting and retaining talented teachers for our classrooms.

In the meantime, I am proposing an appropriation of \$35 million to maintain the state’s financial commitment to funding our classrooms. According to the state Revenue and Fiscal Affairs office, these funds, along with this executive budget’s lifting of the current suspension of teacher step salary increases, will allow school districts to resume all scheduled step salary increases for their teachers.

Every South Carolina taxpayer should know that school districts in our state have received over \$1.2 billion in COVID-19 relief from the federal government. These investments, in addition to the ones being made with state funds, have provided every school district with the resources necessary to operate full-time, and teach in-person, five days a week. This is critical for a solid education.

It is also critical that parents in South Carolina have confidence that their children are safe and secure while at school. Once again, my executive budget provides funding to place a certified law enforcement school resource officer in every school, in every county, all day every day.

Further, this executive budget provides the necessary funding to place a school nurse in every school in our state and provides every school with access to a mental health counselor. For students in the classrooms after months of interrupted or virtual instruction, isolation and disruption of normal routines, these resources are certainly necessary, and will be of great comfort to their parents.

Our state's public charter schools have seen an unprecedented 25% increase in 2020 student enrollment. This is largely a consequence of working parents' strong desire for five-day, in-person classroom instruction for their children. The virtual instruction adopted by numerous public school districts was not deemed adequate. I believe the best policies provide that state dollars follow the student to the school of their parents' choice. Accordingly, this executive budget sends \$25 million to follow the students to their new schools.

"Common Core" textbooks used in our classrooms do not represent South Carolina standards and values and must be replaced. My executive budget, like previous ones, provides the necessary funding for the state Department of Education - and directs it - to eliminate them from our classrooms.

The COVID-19 pandemic has demonstrated that access to broadband connectivity is a necessity and priority for our state, for health care access, education delivery, and remote access to the workplace. This executive budget dedicates \$30 million for the Office of Regulatory Staff to continue its critical efforts to expand broadband in South Carolina through public and private match investments.

Access and affordability to higher education for every South Carolinian is essential to ensuring that our state has the trained and skilled workforce to compete for jobs and investment in the future. That means we must invest to make all of higher education - our colleges, universities and technical colleges - accessible and affordable for the sons and daughters of South Carolina.

This executive budget provides \$60 million so that every South Carolinian who qualifies for federal needs-based financial aid - as measured by federal Pell Grants - has additional state financial assistance to attend any in-state public college, university or technical college. Students at private, independent and historically black colleges and universities will receive an additional \$20 million for tuition grants and assistance.

Also, this budget provides an additional \$60 million for high-demand jobs skills training. This includes such programs as our ReadySC direct training for prospective manufacturers locating in our state and for workforce scholarships and grants for South Carolinians to receive skills-based certificates and accreditation at our state's technical colleges.

Active duty members of the South Carolina Army or Air National Guard attending college in our state will have 100% of their college tuition paid by the state under my budget proposal.

As I recommended last year, we must address the repairs needed at the aging, state-owned buildings and infrastructure on the campuses of our colleges, universities and technical colleges. I ask the General Assembly to join me in paying down the state's deferred maintenance liability with available capital reserve funds to be distributed pro-rata based on each institution's fall 2020 in-state enrollment - rather than borrowing it and creating more debt in the future through a bond bill.

To keep South Carolinians safe, we must maintain a robust law enforcement presence - and properly "fund the police."

Our state law enforcement agencies continue to lose valuable and experienced personnel because they are unable to remain competitive with pay and benefits. Our highways are dangerous without troopers on patrol. Every school must have a resource officer on duty all day. Fires must be battled and contained. Justice requires investigations be properly conducted. Correctional facilities need guards. And our waterways and lakes must remain navigable, clean and safe.

This budget dedicates over \$13 million in new dollars to law enforcement, public safety and first response agencies for recruitment and retention. This includes pay raises for troopers, state law enforcement division agents, wildlife officers, probation agents and corrections officers.

Every member of the General Assembly is aware of the struggles facing the men and women working at our Department of Corrections. Each day they are confronted with the challenges of contraband, violence, gangs, staffing, health care and facilities that are inadequate, outdated or simply broken.

This executive budget authorizes the Department of Corrections to utilize up to \$100 million in federal CARES Act funds the agency will receive to make our prisons safer and more secure, both inside and outside the fence, by replacing and repairing existing infrastructure, facilities and control systems.

During times of national or state emergency, we call on the South Carolina National Guard to do many things, including defending the country, safely evacuating and securing our coast and, recently, fighting the pandemic. These brave men and women are known around the world for their ability, service and sacrifice. However, the conditions of many armories are unsafe, unusable or inadequate for training and drill. This budget will provide for a timely and significant reinvestment into improving the condition of our armories around the state.

Page Six  
January 8, 2021

In addition, I once again call on the General Assembly to eliminate all state income taxes on the retirement pay of career military veterans and first responders, as well as retired state and federal law enforcement officers, firefighters and peace officers. Many states have already done this. The decision-makers at the Department of Defense take note of such actions or lack of them as they weigh decisions on base closures, realignment and new missions for America's military. Our state's military installations are at risk, like all others. It is past time for the General Assembly to act on this issue.

Finally, I would once again encourage the General Assembly to end the practice of appropriating to agencies undisclosed "pork barrel" earmarks in the budget that are shielded from public view, debate and scrutiny. No matter how deserving the project, the practice itself undermines the public's trust and confidence in their government. The General Assembly's continuous overriding of vetoes of successive governors, including this one, further exacerbates this distrust.

There is a better way for the taxpayers. It is time for such appropriations to be publicly disclosed, debated and allowed to stand or fall based on their own merits. To that end, this budget creates a public competitive grants process. Funds will only be made available to entities with demonstrated community support and missions which advance the agencies' underlying objectives. Further, all applications and awards will be placed online, allowing for public scrutiny and total transparency.

The people of South Carolina have demonstrated remarkable stamina and courage. Together, we have made it through one of the hardest years in our history. As we emerge from the COVID-19 pandemic, the competition for economic prosperity - between people, states and nations - will be more vigorous and ferocious than ever. Let us remain resolute. Let us continue working together. If we do that, I am confident South Carolina will grow stronger and more prosperous than ever. I believe in South Carolina and I believe in America. The best is yet to come.

Yours very truly,

A handwritten signature in blue ink, appearing to read "Henry McMaster", written in a cursive style.

Henry McMaster



This page intentionally blank.

This page intentionally blank.



## Table of Contents

<b>Budget Process .....</b>	<b>1</b>
<b>FY 2021-22 Budget Themes .....</b>	<b>5</b>
<b>Statewide Enterprise Strategic Objectives .....</b>	<b>35</b>
<b>Financial Overview .....</b>	<b>39</b>
<b>EIA, Lottery, CRF, and Nonrecurring.....</b>	<b>43</b>
<b>Reserve Funds and Debt.....</b>	<b>55</b>
<b>Executive Budget Summary .....</b>	<b>59</b>
<b>Recapitulation.....</b>	<b>65</b>
<b>Governor’s Recommended Appropriations .....</b>	<b>69</b>
<b>Governor’s Proviso Recommendations.....</b>	<b>79</b>
<b>Summary Control Document .....</b>	<b>107</b>
<b>Appendices.....</b>	<b>135</b>

This page intentionally blank.



# Budget Process

This page intentionally blank.

## Preparing the FY 2021-22 Budget

<b>July 2020</b>	<ul style="list-style-type: none"><li>• Governor's Office began to develop instructions and templates for the upcoming fiscal year.</li></ul>
<b>August</b>	<ul style="list-style-type: none"><li>• Executive Budget Office (EBO) transmitted instructions and templates to state agencies and universities.</li></ul>
<b>September</b>	<ul style="list-style-type: none"><li>• Agencies submitted their requests to EBO, which distributed copies to Governor's Office, plus House and Senate staffers.</li></ul>
<b>October</b>	<ul style="list-style-type: none"><li>• Governor's Office met with agencies and universities to discuss their requests.</li></ul>
<b>November</b>	<ul style="list-style-type: none"><li>• Board of Economic Advisors (BEA) released the revenue estimate upon which the Governor's Executive Budget is based.</li></ul>
<b>December</b>	<ul style="list-style-type: none"><li>• Governor's Office analyzed budget requests and prepared budget drafts.</li></ul>
<b>January 2021</b>	<ul style="list-style-type: none"><li>• Governor releases FY 2021-22 Executive Budget.</li><li>• House Ways and Means Subcommittees begin formal deliberations.</li></ul>
<b>February</b>	<ul style="list-style-type: none"><li>• Full House Ways and Means Committee takes up the budget.</li></ul>
<b>March</b>	<ul style="list-style-type: none"><li>• BEA revises its revenue forecast.</li><li>• House of Representatives debates and passes the budget.</li></ul>
<b>April</b>	<ul style="list-style-type: none"><li>• Senate Finance Committee begins its deliberations.</li><li>• Senate debates and passes the budget.</li></ul>
<b>May</b>	<ul style="list-style-type: none"><li>• Conference Committee convenes.</li><li>• House and Senate adopt Conference Committee report.</li></ul>
<b>June</b>	<ul style="list-style-type: none"><li>• Governor acts on budget; General Assembly takes up any vetoes.</li></ul>

This page intentionally blank.





# **Executive Budget Summary FY 2021-22**

## COVID-19

In January 2020, South Carolina was in the midst of a stunning resurgence, with economic growth, innovation and a record low unemployment rate of 2.4% - one of the lowest in the country, and far outpacing the contemporaneous United States average of 3.6%. Over three years, the Palmetto State had added \$10 billion in new capital investment and announced 35,000 new jobs through the Department of Commerce.

Then, the COVID-19 pandemic came, and the damage was dramatic. To date, South Carolina has lost more than 5,000 of its citizens, with over 300,000 people having contracted the virus. Businesses and workers continue to experience serious financial ramifications. During the worst week of the Great Recession, we saw nearly 14,000 initial jobless claims filed. During the worst week of the COVID-19 pandemic, we saw more than 87,000.

Yet, confronted with these substantial challenges, South Carolina has established a public health and economic revitalization effort unprecedented in modern history.

***Public Health Response.*** As of January 2, South Carolina has:

- Received more than 3.7 million test results, including results from 2,074,355 distinct individuals in South Carolina (40.3% of the state's population).
- Increased contact tracers from 20 people statewide prior to COVID-19 to more than 700 currently.
- Held more than 9,550 testing events and scheduled over 2,100 more events through January 21, 2021.
- Conducted over 20,000 virtual inspections of retail food establishments to maintain food safety standards.
- Provided 179 nursing homes with point of care antigen testing devices from the federal government.
- Dedicated over one million hours to response efforts.

America developed a coronavirus vaccine in record time – one of our most important accomplishments in decades. According to December 30 data from DHEC, South Carolina is above the national average of vaccine administrations per doses received. Based on current dashboards and reports, the utilization rates (doses administered and doses allocated and/or shipped of Pfizer and Moderna vaccine) indicates:

- South Carolina: 35,158/112,125 (31%)
- North Carolina 63,500/323,125 (20%)
- Georgia: 52,242/372,900 (14%)

- Alabama: 20,354/128,175 (16%)

Nationally, the vaccine administration percentage, based on doses distributed and doses administered is 19% as of December 30.

However, this pace remains slower than anticipated – and South Carolina must eliminate the bottlenecks which are slowing distribution down. It is imperative that South Carolinians have a complete and public accounting of the status and location of every COVID-19 vaccine dose received and distributed by state authorities. We must have 100% utilization as quickly as possible.

To maintain the public’s confidence and participation in the vaccination effort, Governor McMaster has asked DHEC to disclose this information on its online COVID-19 information dashboard. Further, DHEC has agreed to the Governor’s request that a deadline of January 15 be established for distribution of vaccines to phase 1(a) individuals, after which South Carolina will move on to phase 1(b) individuals.

***accelerateSC***. South Carolina’s reasonable approach of limited and measured actions targeted at slowing the spread of the virus allowed our state’s economy to weather the pandemic. In April, Governor McMaster created *accelerateSC* to serve as South Carolina’s coordinated economic revitalization task force. The group, consisting of business leaders, medical professionals, educators and legislators from across the political spectrum, created a set of recommendations that is to this day serving as our baseline for confronting this crisis – safely.

*accelerateSC* was made up of five total components: Response, Protection, Governance, Resources and Information. Each component carried the dual mandate of identifying specific issues created by COVID-19 and analyzing solutions and assets to be employed in response to those issues. Team members were asked to employ open lines of communication, collaboration and cooperation to recommend a phased, healthcare and data-driven path to safely re-invigorate South Carolina’s economy.

In carrying out its mission, *accelerateSC* held five whole-team and ten component-level meetings, all open to the public. Each meeting accepted both oral testimony and written recommendations from state leaders and officials from a cross-section of our state, including: business, healthcare, education, tourism, state political subdivisions and public interest organizations. The *accelerateSC* team then incorporated this information into its immediate, intermediate, and long-term recommendations.

#### Specific Sub-Group Missions

- **Response** – The “Response” sub-group was tasked with two assignments: 1) identifying challenges related to workforce capacity, workforce re-entry, critical industries, capital requirements, regulatory issues and supply chain logistics; and 2) providing recommended actions as restrictions were lifted.

- **Protection** – The “Protection” sub-group sought to identify protocols for protection in the workplace and in public, enhanced testing and contact tracing, obtaining adequate personal protective equipment and long-term mitigation efforts to ensure economic revitalization and minimize future outbreaks.
- **Governance** – The purpose of the “Governance” sub-group was to identify challenges faced by state and local governments, educational institutions, law enforcement, emergency services and first responders and to identify the impacts on these groups as the state proceeds with its economic revitalization.
- **Resources** – The “Resources” sub-group was tasked with: 1) providing input on how to expend the CARES Act funds allocated to South Carolina; and 2) recommending policies that ensure accountability and transparency of all expenditures.
- **Information** – As the coordinating agency for the accelerateSC Information sub-group, the Department of Administration (“Admin”) created, and continues to establish, multiple platforms for citizens to easily and centrally access information and resources related to COVID-19 and the state’s revitalization efforts, including [accelerate.sc.gov](http://accelerate.sc.gov) – a one-stop, ombudsman-style website for all COVID-19 related information.

At the end of its thirty-day initial period, accelerateSC produced a report with 41 comprehensive recommendations for revitalizing South Carolina, including for allocation of funding from the federal Coronavirus Aid, Relief and Economic Security (CARES) Act. The General Assembly, in turn, adopted many of these recommendations. Specifically:

- South Carolina invested in broadband, approving \$50 million for infrastructure, hot spot distribution and the development of a statewide broadband plan so South Carolinians can learn and work remotely.
- South Carolina invested in small- and minority-owned businesses, creating grant programs to provide reimbursement for expenses and revenue loss due to COVID-19. 286 non-profits and 2,284 small and minority businesses received grants.
- South Carolina twice replenished the Unemployment Trust Fund, allocating more than \$835 million in CARES Act dollars to the Trust Fund and allowing us to freeze tax rates on South Carolina businesses.

Most importantly, Governor McMaster and accelerateSC took a carefully targeted approach, working closely with public health officials to identify those types of businesses where spread of the virus was most likely to occur – including entertainment venues, athletic facilities, close-contact service providers, retail stores – and produce guidelines for those businesses to guard against COVID-19, allowing our people to get back to work quickly and safely.

This approach has succeeded. At the peak of the pandemic’s economic impact, in April, South Carolina’s unemployment rate was 12.4%. Today, it is 4.4% - the lowest in the southeast and the 7th lowest in the nation. By contrast, other states which implemented draconian restrictions,

shuttering businesses and destroying livelihoods, continue to experience unabated spread of the virus, while hurting economically, too.

***Federal Response/CARES Act.*** At the federal level, the Administration and the United States Congress, acting in concert, provided critical assistance to South Carolina citizens and businesses.

Prior to January 1, federal and state authorities allocated \$1.2 billion in federal CARES Act resources to efforts that mitigated and combated the spread of COVID-19 in South Carolina. This includes:

- \$835 million for the Unemployment Trust Fund at DEW.
- \$385 million for COVID-19-related expenses by local and state government;
- \$222.7 million for the South Carolina Department of Education.
- \$135.6 million for DHEC & MUSC to administer statewide COVID testing.
- \$125 million for the Hospital Relief Fund.
- \$50 million for access to broadband internet through mobile hot spot devices and infrastructure.
- \$40 million for a minority and small business relief grant program.
- \$15 million for a nonprofit relief program.
- \$10 million for grant administration.

## **BUDGET, TAXES AND REGULATORY REFORM.**

***Responsible Fiscal Stewardship.*** South Carolina roared into 2020 with a vibrant economy, innovation and a growing population. The Palmetto State's success created a large, nearly \$2 billion surplus. These dollars allowed South Carolina to withstand the worst financial effects of the pandemic without raising taxes, taking on debt or making cuts to state government. With COVID-19 still surging around the country, such fiscal responsibility must continue.

In 2008, South Carolina produced a \$1 billion surplus for the first time ever. The General Assembly appropriated these dollars – and then the Great Recession hit, forcing the legislature to make significant, across-the-board cuts to state agencies in order to balance the budget.

Today, this state is in a similar situation – one which calls for continued conservative, intelligent budgetary decision-making. To that end, in August, Governor McMaster asked all Cabinet agencies to refrain from requesting any increase in base appropriations. He also recommended that the General Assembly not spend any new money until a better picture of South Carolina's economic future is available. The General Assembly wisely heeded this recommendation.

Today, if South Carolina had expended its surplus dollars, state government would be making cuts to public safety, education and in many other state sectors just as the General Assembly did in 2008. States around the country are doing exactly that. For example, as of late December, states have slashed their education budgets by an average of 8%, resulting in hundreds of thousands of jobs lost. In July, Georgia made cuts to education totaling \$950 million. Maryland enacted \$413 million in emergency spending cuts, including large cuts to colleges and universities. Florida cut \$1 billion in pre-pandemic spending, including money for community colleges and behavioral health services.

Instead, South Carolina has \$136,483,282 in recurring dollars and \$1,093,888,511 in non-recurring dollars – a fortuitous position, given the state of other states – but not an accidental one. Instead, it is the result of conservative and cautious decision-making on behalf of state government.

South Carolina's fiscal success has not gone unnoticed. In an August review of the fiscal health of state governments, National Public Radio said, "South Carolina's exceptionally strong economy over the last two fiscal years has allowed the state to weather the pandemic with little budget disruptions to date."

The pandemic has not curbed the appetites of state government. In recurring dollars alone, agencies requested \$934,747,900 in new spending this year. This budget proposes using state funds only for the vital purpose of laying a foundation for future growth – by investing in education, small businesses and savings to guard against future economic uncertainties, should they arise.

There are few threats more dangerous to the well-being of South Carolinians than state-wide economic ruin. This Executive Budget places \$500 million, or 38 cents of every new dollar, in

into South Carolina's Contingency Reserve Fund, so that the state continues to have a "rainy day" surplus to call on in the event virus-related economic hardship continues to impact the Palmetto State. By saving this money instead of spending it, something that has served our state well this year, South Carolina will be prepared for any eventuality.

Last year, South Carolina received \$525,000,000 in settlement funds from the federal government resulting from litigation surrounding the ongoing storage of nuclear materials at the Savannah River Site. In order to maintain full accountability, transparency and equitable distribution of these dollars, this Executive Budget does not propose allocation of any of these funds. Rather, that issue should be debated openly by the General Assembly via stand-alone legislation to allow for close public scrutiny.

With 2020 behind us, the time is now to reaffirm our responsible fiscal stewardship of this state – to protect our people and prosperity in the year ahead.

**Taxes.** Reducing the tax burden on people and businesses continues to be one of the most important ways South Carolina can lay a foundation for future growth. South Carolina maintains the highest marginal tax rate (7%) in the southeast and the 11th highest in the nation. We must take steps to make our state more competitive.

Last year, as in years past, Governor McMaster proposed a 1% rate reduction over five years for all personal income tax brackets, starting with an immediate \$160 million cut, paid for and certified in the FY 2020-21 Executive Budget.

In addition, Governor McMaster issued a \$69 million dollar (34%) cut to the unemployment insurance taxes paid by our state's employers thanks to successful reforms to the Department of Employment and Workforce's Unemployment Insurance Trust Fund. In 2020, by remaining frugal and supplementing the Unemployment Trust Fund with CARES Act dollars, we were able to freeze taxes on South Carolina businesses, saving them approximately \$172.4 million for 2021. Insurance tax rates for 86.3% of businesses will remain unchanged or will decrease in 2021 compared to 2020, and there will be no flat rate tax increases on employers as a result of the pandemic.

Given the economic damage inflicted by the COVID-19 pandemic, this budget – for the first time since Governor McMaster took office – does not propose an immediate tax reduction. However, it includes a triggering mechanism via proviso, which would implement the aforementioned 1% tax reduction over five years in the event South Carolina experiences a 5% or more increase in General Fund Revenue. Should the state bounce back faster than expected, this tax reduction will kick in, serving to reduce impediments on our people and future prosperity.

For the fourth year in a row, this budget also includes a full retirement income exemption for military veterans and first responders, including retired state and federal law enforcement, firefighters and peace officers. This exemption would be effective immediately upon ratification and extend into perpetuity. Under Governor McMaster's plan, retired veterans and first responders will never pay state taxes on their retirement income again – ever.

**Regulatory Reform.** The costs of regulatory creep are well studied. Nationally, according to estimates by the Competitive Enterprise Institute, regulatory compliance costs total \$1.9 trillion, constituting a “hidden tax” of \$14,615 annually per household. Researchers at the Mercatus Center at George Mason University have estimated that federal regulation is slowing national economic growth by about 0.8 percentage points a year.

Regulations also have the pernicious effect of distorting markets by influencing the decisions of companies – often serving as the determinative factor in where a company decides to do business. In South Carolina, Governor McMaster has focused on eliminating overburdensome regulations to better facilitate innovation, investment, vision, creativity and prosperity. In April of 2017, he issued an executive order requiring a reduction of regulatory scope and impact. Later that year, he embarked on a statewide listening tour to solicit suggestions from Main Street business owners about ways government can make it easier for them to do business.

South Carolina’s reputation as an attractive destination for business has benefited from this reform-based approach, and Governor McMaster remains committed to streamlining regulatory requirements for South Carolina businesses. Last year, the Governor signed legislation – reflecting a proposal included in his FY 2020-21 Executive Budget – which simplified how more than 200 local and county governments around the state assess and implement business license taxes. Different due dates, collection methods and appeals processes had created a tax scheme that was both overly and burdensome for businesses with locations in different jurisdictions. This legislation standardized the process and represents the kind of common-sense reform South Carolina needs to remain competitive in the COVID-19 era.



## EDUCATION

The FY 2021-22 Executive Budget dedicates:

### For PreK-12:

- \$47,915,814 in Education Improvement Act (EIA) dollars for the statewide expansion of the full-day 4K program for at-risk children;
- \$35,223,664 in recurring dollars to maintain State Aid to Classrooms at the current level and to provide step increases for teachers;
- \$23,400,000 in recurring dollars to complete the placement of school resource officers in every school in every district – all day, every day;
- \$100,000,000 in non-recurring dollars for purchase of instructional materials;
- \$15,000,000 in recurring dollars and \$9,588,000 in non-recurring EIA dollars for charter schools to account for increased enrollment at brick-and-mortar and virtual charters;
- \$13,900,000 in certified surplus lottery dollars for the creation of Education Savings Accounts;
- \$7,000,000 in non-recurring EIA dollars for the South Carolina Department of Education’s Grants Committee;
- \$5,726,409 in recurring dollars for the Educational Television Commission;
- \$5,577,165 in EIA dollars to place a school nurse in every school – all day, every day;
- \$2,500,000 in EIA dollars for instructional costs at the Department of Juvenile Justice;
- \$1,250,000 in EIA dollars to expand the Teaching Fellows Program and other recruitment initiatives;
- \$700,000 in non-recurring EIA dollars for computer science and coding instruction; and
- \$600,000 in non-recurring dollars for \$1,500 signing bonuses for school mental health counselors.

### For Higher Education:

- \$60,000,000 in lottery dollars for need-based grants at CHE;
- \$20,000,000 in lottery dollars for tuition grants at the Higher Education Tuition Grants Commission;
- \$750,000 in lottery dollars for scholarships for students with intellectual disabilities attending College Transition Programs.

No government function in South Carolina is more important than educating our children and young adults. Preparing young people for college career and real life is the objective.

This year, Governor McMaster urges the General Assembly to focus on providing an effective education for all students and ensuring access and affordability to higher education.

**Full-Day 4K.** Poverty is the enemy of education. Some of South Carolina’s children live in circumstances so dire that education is but a fleeting experience. For parents struggling to put food on the table, building a strong educational foundation can be a challenge – particularly

during the pandemic. Governor McMaster is calling on the General Assembly to invest in early childhood education – to at last offer choice to those without any.

Last year, Governor McMaster called on the General Assembly to expand full-day 4K to every Medicaid-eligible child in the state, as well as children with family incomes 185% or less of the federal poverty index. In his FY 2021-22 Executive Budget, the Governor renews this call, recommending \$47,915,814 for the full-day 4K program.

Full-day 4K means expanding statewide the full-day four-year-old program for “at-risk” children. Today, eligible four-year-old children in only 61 of the 79 traditional school districts in our state can participate.

Under Governor McMaster’s plan, parents may choose to enroll their child in a public school approved by the South Carolina Department of Education or in a private child-care center, military child-care facility or non-profit, independent school approved by the Office of First Steps to School Readiness. Parents need choices.

The Department of Education will receive \$27,035,912 and the Office of First Steps will receive \$20,879,902 to expand the program. Under this budget, the line item appropriation for the half-day 4K program is eliminated. A district that opts not to participate in the full-day 4K program may continue to receive funds to support half-day 4K programs. For any district that opts not to participate in the full-day 4K program, the Department of Education will be required to develop and implement inter-district transfer policies that give parents or guardians the option of their eligible child attending an out-of-district school that participates in the Child Early Reading and Development Education Program or enrolling with a private provider.

The need for expanded full-day 4K is clear. According to the *2019 State Report Card*, in the spring of 2019, pre-pandemic, only 39% of the students who graduated from our public high schools were college and career ready. In the fall of 2019, only 39% of the children who entered kindergarten in our public schools were “ready to learn.” That this number is identical is not a coincidence. The data clearly show that kindergarten readiness matters.

A 2019 study from University of Colorado entitled “The Effects of Full-Day Prekindergarten: Experimental Evidence of Impacts on Children’s School Readiness” explores the hypothesis that “expanding the length of the school day will provide children with more exposure to high-quality learning opportunities, which, in turn, will yield greater and longer lasting benefits.” The study provides compelling evidence that “a full-day, full-week preschool supports young children’s development.”

Such studies demonstrate what is already self-evident. We should provide all-day, high quality early childhood education for every four-year-old living in poverty in our state

Right now, in spite of the COVID-19 pandemic, South Carolina has more than 80,000 available jobs. The time is now to act, to take dramatic and decisive action – to secure our prosperity for generations to come, and to assure all of South Carolina’s parents that their children will not go forgotten.

***Teachers and Learning.*** In FY 2019-20, we began the process of investing in South Carolina’s educational strength by raising all teachers’ salaries. In Governor McMaster’s 2020-21 Executive Budget, he asked the General Assembly to give each and every teacher in South Carolina a \$3,000 salary increase – to help attract the best and brightest young people and keep our successful and experienced teachers in the classrooms. This proposed teacher pay raise would have catapulted the Palmetto State into the top 25 states nationally for average teacher pay – for the first time ever.

The COVID-19 pandemic paused these bold plans – but they have not gone forgotten. Today, South Carolina continues to experience a disheartening departure of teachers from classrooms. According to a recent study, teacher vacancies in South Carolina are up 26% from the same time last year.

Officials know that low pay remains a key contributing factor in the ongoing teacher shortage. But poor working conditions also contribute to our inability to retain teachers in the profession. We must continue investing in our teachers, and in future teachers, to ensure that our young people receive the best education possible. To facilitate robust recruitment and retention, salaries must be competitive with fellow teachers in the southeast – and compelling enough to attract more to enter the profession.

In school year 2019-20, the average teacher salary in South Carolina was \$53,329, a 4.8% increase over the prior year and \$116 above the Southeastern average teacher salary \$53,213. In November of 2020, the South Carolina Revenue and Fiscal Affairs Office estimated that the Southeastern average teacher salary will be \$53,426 in 2021.

As soon as South Carolina is able, we must resume investment in our teachers.

As we await greener economic pastures, this Executive Budget proposes an appropriation of \$35 million to lift the current suspension of teacher step salary increases, while providing the necessary funding to resume them. According to the Office of Revenue and Fiscal Affairs, these dollars are more than sufficient to get teachers back on their expected salary trajectories.

In addition, this Executive Budget recommends \$1.25 million in new dollars to expand the number of ProTeam and Teacher Cadet classes and the number of Teaching Fellows Scholarships. The ProTeam program identifies middle school students who are interested in a teaching career, while the Teacher Cadet program serves as a dual credit course for high school students who are academically talented and considering teaching as a career. The South Carolina Teaching Fellows Program recruits high-achieving high school seniors into the teaching profession and equips them to become effective and successful educators. This Executive Budget also funds a teacher working conditions survey to better understand why our teachers, especially teachers in the first five years of their career, are leaving the profession. This request was recommended by the Education Oversight Committee.

***Classroom Instruction.*** For many young children, being out of school is dangerous. Every summer, the Department of Social Services (DSS) sees a decrease in the number of reported

cases of child abuse and neglect. In 2020, DSS began seeing that decrease in April, when reports dipped nearly 50% from the previous year. The abuse didn't stop – it just went unreported. Teachers were not watching our children.

In addition, the South Carolina Department of Education lost contact with more than 10,000 students when schools closed. Through the concerted efforts of DSS, South Carolina has now reestablished contact with nearly all of them.

The fact remains that a generation of students is now being left behind. In the fall of 2020, students in grades 3–8 performed similarly in reading to same-grade students in the fall of 2019, but about 5-10 percentile points lower in math. More troubling, a quarter of students were missing from the data set entirely because they did not take the Measure of Academic Progress test this fall. According to this national research, these children are more likely to be from high-poverty schools and students of color.

We cannot abandon these young people. Governor McMaster firmly believes that we must re-open all schools for face-to-face instruction – now.

The evidence is clear: schools can be opened safely. Ten months into the coronavirus pandemic, researchers have now established more than sufficient data to clearly discern the extent to which COVID-19 is spread in schools. According to a recent report from the Center for Education Data & Research, the National Center for Analysis of Longitudinal Data in Education Research and the Education Policy Innovation Collaborative, as long as infection rates are under control, in-person classroom instruction does not significantly contribute to community spread.

In November, Governor McMaster's office conducted a survey of the 15 districts that had successfully reopened for full-day instruction to that point (seven additional districts have since reopened). By identifying and consulting with community leaders like local health care providers, public health officials, school nurses, and district and school personnel – school districts were able to develop innovative strategies and protocols for re-opening classrooms on time. These successes can and should serve as a model for other schools across the state.

It is absolutely critical that South Carolina's students, teachers, administrators, and other school employees are provided the resources they need to operate our schools in the safest possible manner. In August, Governor McMaster directed the Department of Administration to distribute \$10 million in masks and other personal protective equipment to 70 public schools around the state. In November, the Governor signed an executive order authorizing DHEC to provide all public schools with rapid antigen tests for use by students and school staff. These tests will give students, teachers, and faculty members another layer of defense against the virus.

It is also critical that parents in South Carolina are confident that their children are safe and secure when they are at school. Governor McMaster is calling on the General Assembly to invest \$23,400,000 to complete the process of placing a school resource officer (SRO) in every South Carolina school. Currently, 302 schools have no SRO on staff.

Further, Governor McMaster is proposing a \$5,577,165 appropriation to put a full-time nurse in every school in every district – all day, every day. These dollars would allow for the hiring of 78 new nurses and the conversion 32 part-time nurses to full-time. Finally, this budget includes \$600,000 non-recurring dollars for recruitment bonuses for school-based mental health counselors – to incentivize recruitment and begin the process of ensuring that every school-aged child in South Carolina has access to mental health services.

In the coronavirus era, providing resources to school children doesn't just mean safety and wellness. If we are to get our young people learning again, we must also re-double our commitment to ensuring they have sufficient funding for educational materials. The FY 2021-22 Executive Budget provides:

- \$100,000,000 in non-recurring dollars for new instructional materials at the Department of Education. These funds will ensure that all Common Core textbooks are replaced with textbooks aligned with South Carolina standards and values.
- \$15,000,000 in recurring dollars and \$9,588,000 in EIA dollars for charter schools to account for increased enrollment at brick-and-mortar and virtual charters.
- \$700,000 in recurring dollars for computer science and coding instruction to help prepare our students for post-pandemic career opportunities.

Due to the ongoing pandemic, the lack of options for parents in traditional public schools has resulted in a 25% increase in enrollment at South Carolina charter schools. As such, Governor McMaster is calling the General Assembly to fund charter schools through the General Fund, so that they no longer have to rely on EIA dollars every year. Growth in the number of charter schools represents an educational option our South Carolina parents are increasingly choosing.

In addition, the Governor is directing \$13,900,000 for the creation of Education Savings Accounts, pending a change in the law by the General Assembly. Every child deserves a fair shot at success, no matter their background or family income. Under this proposal, parents would be allowed to take a more active role in tailoring academic experiences of their children to address their individual needs.

***Access and Affordability in Higher Education.*** South Carolina must continue its collaborative efforts to make public universities and colleges – technical and comprehensive – more affordable and accessible for all South Carolinians. In FY 2019-20, we took the dramatic step of freezing college tuition for in-state students.

According to 2020 data, South Carolina is #5 in the nation for student debt. Average borrower debt is \$38,300. This is unacceptable.

In spite of these high numbers, undergraduate enrollment for the 2020 school year in South Carolina was only slightly down – around 1%. This is significantly less than many other states. Nationwide, it's down an average of 4%, with 26 states exceeding that number. Enrollment is down 15.8% in Rhode Island, 10.6% in New Mexico and 9.7% in Michigan.

South Carolina has fared better than much of the nation, but we must maintain our commitment to our young people. We must not raise tuition at this critical time.

This budget makes a substantial investment in tuition scholarships and grants, including:

- \$236,771,166 in lottery dollars for LIFE Scholarships, \$71,173,280 in lottery dollars for Palmetto Fellows Scholarships and \$10,372,104 in lottery dollars for HOPE Scholarships;
- \$60,000,000 in lottery dollars for need-based grants at CHE to provide tuition assistance for every eligible student in private colleges;
- \$51,100,000 in lottery dollars for tuition assistance at 2-year institutions (CHE and Tech Board);
- \$20,000,000 in lottery dollars for tuition grants at the Higher Education Tuition Grants Commission.

In FY 2019-20, Governor McMaster proposed and signed into law a tuition mitigation plan which placed a 7% increase in higher education’s base appropriation (totaling \$42 million) with schools, which then had to verify that they had not increased tuition before spending a single dollar. Public colleges that pledged to forego tuition increases received these dollars on a pro-rata basis after certification by the Commission on Higher Education (CHE).

This year, the FY 2021-22 Executive Budget dedicates the entirety of the Capital Reserve Fund, \$176,095,044, to capital improvement projects at our institutions of higher education. This funding will be distributed on a pro-rata basis, based on in-student enrollment at each of our state colleges and universities. These dollars are for deferred maintenance only – not new construction projects.

Deferred maintenance amounts by institution:

Two-, Four-Year and Research Universities

<u>Institution</u>	<u>Non-Recurring Dollars</u>
The Citadel	\$2,769,529.57
Clemson University	\$18,390,986.78
College of Charleston	\$7,449,765.42
Coastal Carolina University	\$6,001,232.42
Francis Marion University	\$4,553,869.48
Lander University	\$3,747,698.86
South Carolina State University	\$2,416,171.76
USC - Columbia	\$24,691,754.30
USC - Aiken	\$3,944,268.76

USC - Upstate	\$6,647,104.97
USC - Beaufort	\$1,983,249.94
USC - Lancaster	\$2,080,364.84
USC - Salkehatchie	\$932,536.99
USC - Sumter	\$1,564,368.83
USC - Union	\$1,164,208.67
Winthrop University	\$5,595,221.96
Medical University of South Carolina	\$2,478,184.88
Total	\$96,410,518.44

### Technical Colleges

<u>Institution</u>	<u>Non-Recurring Dollars</u>
Trident Technical College	\$13,453,337.96
Northeastern Technical College	\$1,700,095.67
Florence Darlington Technical College	\$3,728,977.92
Greenville Technical College	\$11,791,854.23
Horry-Georgetown Technical College	\$6,486,806.89
Midlands Technical College	\$10,030,915.49
Orangeburg-Calhoun Technical College	\$2,584,660.25
Piedmont Technical College	\$5,378,761.05
Spartanburg Technical College	\$4,731,718.45
Central Carolina Technical College	\$3,363,919.52
Tri-County Technical College	\$6,090,156.90
York Technical College	\$4,852,234.52
Aiken Technical College	\$1,986,760.12
Denmark Technical College	\$545,247.48
Technical College of the Lowcountry	\$2,216,091.68
Williamsburg Technical College	\$742,987.44
Total	\$79,684,525.56

We must redouble our efforts to ensure more of our in-state students are able to get an education in South Carolina. To that end, this Executive Budget also dedicates \$750,000 to expand scholarships for South Carolina resident students with intellectual disabilities enrolled in College Transition Programs such as ClemsonLIFE, which offers a collegiate experience for young men and women with intellectual disabilities to prepare them for competitive employment and independent living through a combination of academic coursework and career exploration.

## **ECONOMIC DEVELOPMENT, WORKFORCE & INFRASTRUCTURE**

The FY 2021-22 Executive Budget dedicates:

- \$123,205,312 in non-recurring dollars to create the Small Business Relief Grant Program at the Department of Commerce;
- \$30,000,000 in non-recurring dollars for broadband expansion at the Office of Regulatory Staff;
- \$20,167,126 in lottery dollars for workforce scholarships and grants at the State Board for Technical and Comprehensive Education;
- \$17,000,000 in lottery dollars for the SC WINS program at the State Board for Technical and Comprehensive Education;
- \$12,500,000 in lottery dollars for high-demand job skill training equipment at the State Board for Technical and Comprehensive Education;
- \$10,000,000 in lottery dollars for ReadySC at the State Board for Technical and Comprehensive Education;
- \$3,129,944 in non-recurring dollars for the Rural Infrastructure Fund at the Rural Infrastructure Authority;
- \$4,000,000 in non-recurring dollars for the “Locate SC” economic development recruitment program at the Department of Commerce;
- \$2,700,000 in non-recurring dollars for the Closing Fund at the Department of Commerce.

Following the first difficult months of the COVID-19 pandemic, Team South Carolina took swift and decisive action to reignite our economy. According to a December report from TD, “[a]n aggressive reopening strategy earlier in the year set the Palmetto State up for a swift economic rebound. By many accounts, this strategy appears to have paid off over the last few months.”

Indeed, as of October, about 66% of the payrolls lost in leisure and hospitality during the spring have been recovered, a higher share than at the national level (58%). After losing 272,700 jobs in April with the beginning of the pandemic, South Carolina added 16,300 jobs in November. This follows the addition of 11,700 jobs in October, 24,800 jobs in September and a total of 221,000 jobs since the initial loss in April. This represents an 81.3% gain, a figure which vastly exceeds broader U.S. job gains – 55.4% since April.

Our economic development figures remain strong. Over the past decade, South Carolina’s economy has grown faster than all but seven other states. Since 2017, we have announced \$12.7 billion in new capital investment and more than 43,000 new jobs through the Department of Commerce. According to Census data, we have the sixth fastest growing population in the nation; since 2000, we have added more than one million new residents. In recent years, we have added approximately 60,000 people annually – an average of more than 170 each day.

According to *Area Development* magazine’s 2020 ranking, which analyzes metrics such as cost of doing business and access to capital, South Carolina places third overall for best places in the country to do business. As a result, our economy continues to see tremendous wins, including in



our manufacturing sector. Boeing, for example, recently announced the consolidation of all its production lines here in South Carolina.

South Carolina remains open for business. We never close.

***Small Businesses.*** In South Carolina, the Small Business Administration (SBA) issued over \$5.7 billion in Paycheck Protection Program (PPP) loans to 67,176 small businesses as well as \$2.1 billion in Economic Injury Disaster Loans to 46,576 small businesses.

Governor McMaster firmly believes these small businesses are the lifeblood of South Carolina's economy. However, in spite of federal programs created by the CARES Act, many of them are still hurting. According to the National Federation of Independent Businesses, one-in-four small business owners report that they will have to close their doors in the next six months if the current economic conditions don't improve, up 5% from last month. Another 22% of small business owners anticipate they will be able to operate no longer than 7-12 months under current economic conditions.

In November, Governor McMaster announced the Minority and Small Business Relief Grant Program and the Nonprofit Relief Grant Program, recommended by Governor McMaster and passed into law by the General Assembly using \$65 million in CARES Act dollars. In the first two weeks of their existence, these programs received over 11,000 applications. To date, they have directly assisted 2,284 businesses and 686 non-profits.

To qualify for either grant program, certain eligibility criteria were put in place. Specifically, they had to demonstrate that they:

- Employ 25 or fewer employees;
- Be physically located in South Carolina;
- Be in operation from Sept. 13, 2019, to present; and
- Be able to demonstrate a financial or operational impact due to COVID-19.

At the same time, due to the significant amount of interest and applications, more than 8,000 businesses were unable to receive these grants. This Executive Budget proposes the immediate establishment of the Small Business Relief Grant Program at the Department of Commerce using \$ 123,205,312 in non-recurring dollars. The Department of Commerce has significant experience with pandemic-impacted businesses, having worked diligently over the past ten months to help them with Paycheck Protection Program loans, advising them on guidelines and providing authorization for events. The agency is well suited to administer this exciting new program.

***Employment and Workforce Development.*** The Department of Employment and Workforce has never faced a crisis like COVID-19. During the worst week of the Great Recession, we saw nearly 14,000 initial jobless claims filed. During the worst week of the COVID-19 pandemic, we saw more than 87,000.

Our people are getting back to work. Thanks to the General Assembly and accelerateSC, and thanks to the strength of all South Carolinians – we are maintaining our prosperity.

Over the course of the pandemic, South Carolina wisely used more than \$800 million in CARES Act dollars to replenish the Unemployment Trust Fund. To date, the South Carolina Department of Employment and Workforce has paid out \$4.7 billion in federal and state funds to help our friends and neighbors who have lost jobs. As we endeavor to regain lost jobs, we must also take steps to ensure businesses have access to a pipeline of future employees who are trained, educated and ready to work.

In recent years, South Carolina has taken bold steps to empower the next generation's workforce. Governor McMaster has directed more resources toward enhancing workforce training, development and education than ever before – to make sure all the assets and opportunities are in place to help South Carolinians achieve and sustain financial independence and prosperity.

Now is not the time to pause those efforts. With many people out of work, and with 80,000 jobs available throughout the state, this Executive Budget continues to place focus on training and re-training our people – to get these jobs and prosper in them. We must give South Carolinians every advantage.

According to the South Carolina Department of Employment and Workforce, “critical needs” jobs account for 45% of the workforce, while only 29% of people have the necessary skills to fill those jobs. And, according to a report by the Lumina Foundation, by 2025, 60% of Americans will need some type of high-quality credential beyond high school to participate in the workforce.

South Carolina has all the people and all the resources it needs – what is important is that we expand our investment in technical education and workforce development so that our people continue to play a decisive role in recruiting new business.

To help achieve this goal, the FY 2021-22 Executive Budget provides a total of \$73,567,126 in workforce development dollars, including:

- \$ 37,167,126 in lottery dollars for workforce scholarships and grants at the State Board for Technical and Comprehensive Education;
- \$17,000,000 in lottery dollars for the SC WINS program at the State Board for Technical and Comprehensive Education;
- \$12,500,000 in lottery dollars for high-demand job skill training equipment at the State Board for Technical and Comprehensive Education;
- \$10,000,000 in lottery dollars for direct training through ReadySC at the State Board for Technical and Comprehensive Education.

***Infrastructure and Broadband.*** South Carolina's unmatched global connectivity continues to provide unlimited opportunities for our people. The Palmetto State has one of the nation's fastest-growing container ports, two innovative inland ports, 2,300 miles of rail lines and more than

41,000 miles of state-maintained highways. There are 208 million people within two days drive of South Carolina.

With global trade rebounding, activity at South Carolina ports is up – in November, the South Carolina Ports Authority set a record for number of containers handles (up 12% from the previous year). The port will continue to benefit from WalMart’s newly-announced distribution center – a large scale investment expected to create 1,000 full-time jobs, while boosting port volumes by 5%.

The FY 2021-22 Executive Budget includes \$5,000,000 for continued construction of the Jasper Ocean Terminal, a 1,500-acre site along the north bank of the Savannah River in Jasper County, which will increase the region’s capacity to efficiently handle cargo throughput into in the region over the next 35 years.

By continuing to invest in our infrastructure and logistics assets, we will ensure that South Carolina maintains its unmatched global connectivity.

Gaps in our online connectivity require a significant investment this year. Broadband is a powerful catalyst for economic and social advancement. It is no longer a luxury – it is a necessity, critical to ensuring a level playing field for those in rural areas. Emergency response, health care access, education – all rely increasingly on Internet access.

In South Carolina, nearly half a million people (434,725) are below the Federal Communications Commission standard for broadband connectivity – 94% of them are in rural areas. 160,655 people in rural South Carolina are completely unserved.

The COVID-19 pandemic laid bare these inadequacies. Accordingly, accelerateSC recommended a substantial investment in broadband and the General Assembly, with Governor McMaster’s support, acted in short order – approving \$50,000,000 for infrastructure, hot spot distribution and the development of a statewide broadband plan to address gaps in our wireless infrastructure.

Further steps are required. The FY 2021-22 Executive Budget dedicates \$30,000,000 for the Office of Regulatory Staff to continue its critical efforts to expand broadband in South Carolina. Specifically, these dollars will go to the South Carolina Broadband Infrastructure Program, intended to emphasize services to rural communities with a high prevalence of COVID-19 or with demographics consistent with risk factors for COVID-19. The program provides reimbursement for expenditures for infrastructure expansion necessary for the COVID-19 public health emergency and must increase capacity for distance learning, telework or telehealth.

Working together, we can level the playing field for all South Carolinians, regardless of where they live.

## **LAW ENFORCEMENT, PUBLIC SAFETY AND VETERANS**

The FY 2021-22 Executive Budget dedicates:

- \$15,000,000 in non-recurring dollars for continued construction of the National Guard Readiness Center and Cyber DreamPort;
- \$10,200,000 for non-recurring dollars for the creation of a case management at the Prosecution Coordination Commission;
- \$5,000,000 in recurring dollars for continued start-up costs at new state veterans' nursing homes administered by the Department of Mental Health;
- \$4,000,000 in recurring dollars for pay increases at the Department of Public Safety;
- \$3,000,000 in non-recurring dollars for armory revitalization at the Adjutant General's Office;
- \$3,000,000 in recurring dollars for recruitment and retention at the Department of Corrections;
- \$2,085,300 in recurring dollars for recruitment and retention at the Department of Probation, Parole and Pardon Services;
- \$1,000,000 for Personal Protective Equipment (PPE) Warehouse Operational Expenses at the Adjutant General's Office;
- \$1,483,670 in recurring dollars for recruitment and retention at SLED;
- \$1,301,389 in recurring dollars for recruitment and retention at the Department of Juvenile Justice;
- \$1,200,000 for repairs at the Olympia Armory;
- \$1,000,000 in recurring dollars for expansion of the drug court system;
- \$1,000,000 in non-recurring dollars for new firefighting equipment and \$1,000,000 in non-recurring dollars for equipment replacement at the Forestry Commission;
- \$850,000 for the Urban Search and Rescue Task Force and the Helicopter Aquatic Rescue Team at the Department of Labor, Licensing and Review;
- \$750,000 in non-recurring dollars for the Alston Wilkes Society at the Department of Probation, Parole and Pardon Services;
- \$706,066 in recurring dollars for recruitment and retention at the Department of Natural Resources;
- \$597,204 in non-recurring dollars for COVID-related law enforcement overtime at the Department of Natural Resources;
- \$356,298 in recurring dollars and \$452,500 in non-recurring dollars to stand up the Department of Veterans' Affairs;
- \$250,000 in non-recurring dollars for SLED and \$250,000 in non-recurring dollars at the Department of Labor, Licensing and Review for PTSD treatment.

There has never been a more difficult time to be in law enforcement. Over the past year, police officers in America have been subjected to a disgraceful level of disrespect and abuse – from both sides of the aisle.

Governor McMaster's top priority is keeping South Carolinians safe. The first step is maintaining a robust law enforcement presence – and funding the police. The FY 2021-22

Executive Budget makes a significant investment in law enforcement recruitment and retention, dedicating \$13,173,629 in new, recurring dollars across agencies for pay and step increases, including at: the State Law Enforcement Division, the Department of Public Safety, the Department of Corrections, the Department of Probation, Parole and Pardon Services, and the Department of Juvenile Justice.

The Department of Corrections (SCDC), in particular, needs new and continued investment. Every member of the General Assembly is aware of the struggles facing the men and women working at SCDC. Each day they are confronted with the challenges of contraband, violence, gangs, staffing, health care and facilities that are inadequate, outdated or simply broken – a problem exacerbated by the pressures of the COVID-19 pandemic. This budget dedicates \$3,000,000 for retention increases. Further, this budget includes a proviso allowing SCDC to utilize up to \$100,000,000 in carry-forward dollars available after COVID-19 reimbursements for prison safety upgrades.

In addition, via proviso, this budget removes the \$10,000 retirement cap for anyone enrolled in the Police Officers Retirement System, which limits the pay of retirees who return to work for state or local agencies. In previous budgets, Governor McMaster has pledged to place a school resource officer in every school, in every county – all day, every day. Removing this cap will incentivize retired law enforcement to return to work in schools and in other law enforcement organizations to help us ensure that all our people are safe.

The FY 2021-22 Executive Budget also makes a substantial investment in law enforcement infrastructure. Specifically, it includes \$10,000,000 to create a statewide case management system at the Prosecution Coordination Commission and \$1,000,000 to expand the drug court system to judicial circuits where drug court programs do not currently exist.

While a strong law enforcement is critical to ensuring South Carolina's safety, ending recidivism is equally important. On a logistical level, limited docket time due to the pandemic has made it difficult to expeditiously adjudicate many cases. Drug courts play a vital role in this process, offering a public health approach in which the judiciary, prosecution, defense bar, probation, law enforcement, mental health, social services, and treatment communities work together to help addicted offenders into long-term recovery.

***Military and Veterans.*** South Carolina is a military state. We have more than 50,000 active duty and reserve members of the military, eight major military installations and more than 400,000 veterans in South Carolina. 50% percent of all soldiers entering the Army each year come through Fort Jackson.

Governor McMaster was proud to work with the General Assembly to support legislation creating the South Carolina Department of Veterans' Affairs. Veterans in South Carolina now have a gubernatorial-appointed secretary leading this cabinet-level agency to act as their advocate on the state and federal level. This budget provides \$808,798 in combined recurring and non-recurring dollars to continue efforts to stand-up this critical new agency.

This Executive Budget also provides \$2,500,000 to expand the South Carolina National Guard College Assistance Program (SCNG CAP). Currently, SCNG CAP offers financial assistance to members of the South Carolina Army and Air National Guard as an incentive for enlisting or remaining for a specified period of time in either body. Recipients may receive up to a maximum of \$4,500 for the Army National Guard and up to a maximum of \$9,000 for the Air National Guard per academic year, with the cumulative total not to exceed \$18,000. In many cases, these dollar amounts are not sufficient to cover all tuition costs at our state institutions of higher education. With this additional investment, based on FY 2019-20 numbers, SCNG CAP recipients will have all of their tuition covered.

We should always seek to honor and reward those that dedicate their time and efforts to serve our nation. This adjustment will do so – and may also encourage more in-state enrollment in the process. In other words, if you join the South Carolina Army or National Guard, and you meet qualifications, your tuition will be paid for – all of it.

Finally, this budget includes significant funding for facility repair and construction, including \$15 million for phase two of construction of the National Guard Readiness Center and Cyber DreamPort – a state-of-the-art facility that will provide cyber training and modernization of the National Guard’s cyber mission. The facility will provide the basis for a collaborative effort between military, education, business, industry, and research centers to be able to protect the infrastructure and continue to attract new industry to the state. Further appropriations include significant dollars for equipment and facility revitalization, including \$4,200,000 in non-recurring dollars for armory revitalization and \$1,000,000 for the Personal Protective Equipment Warehouse at the Adjutant General’s Office.

## GOOD GOVERNMENT & HEALTH

The FY 2021-22 Executive Budget dedicates:

- \$32,411,836 in recurring dollars for increased employer contributions to the state pension system;
- \$30,225,247 in non-recurring dollars for deferred maintenance at state agencies;
- \$20,000,000 in recurring dollars and \$5,000,000 in non-recurring dollars for the “Caring for South Carolina’s Children” initiative at the Department of Social Services;
- \$8,730,000 to end roll-up appropriations and replace them with a competitive grant appropriation for each agency;
- \$10,000,000 in recurring dollars for maintenance of effort annualization at the Department of Health and Human Services;
- \$5,928,000 to maintain the State Health Plan at current levels;
- \$3,000,000 in recurring dollars for sustainability of addiction crisis efforts at the Department of Alcohol and Other Drug Abuse Services.

***Budgetary Reform.*** Too often, the General Assembly uses the practice of “rolling up” funding in the budget for individual earmarks, pet projects and “pork” commonly intended for local projects in certain legislators’ districts. They are placed on lines inside a specific state agency budget and given vague names like “Parks Revitalization” and “Sports Marketing.” Ninety percent of the membership – and one hundred percent of the public, to whom these tax dollars actually belong – is unaware of the intended recipients of these appropriations, as no public list is provided. In practice, months after the budget has become law, an agency head is contacted by legislators or their staffers and instructed where and to whom these funds are to be sent.

In FY 2019-20, Governor McMaster vetoed over \$20 million in “roll up” funds in the FY 2019-20 General Appropriations Act and provided the following explanation:

“This line represents a pass-thru earmark void of necessary transparency. The appropriation lacks disclosure or explanation, justification, description, purpose, location or amount. These earmarks should be publicly disclosed and debated through the normal appropriations process and allowed to stand on their own merits, not rolled up into one line thereby sheltered from scrutiny.”

These vetoes were subsequently overridden by the General Assembly and became law. This has become a routine exercise between governors and the legislature.

This budget takes steps towards maintaining the public’s trust in government by implementing new procedures to ensure transparency in the appropriations process – ending rollups and replacing them with a competitive grant appropriation for each agency. Agencies shall establish a process for entities, organizations and individuals to apply for funding. Applications will be required to provide detailed explanation, justification, description and intended use of these funds. Agencies shall also post online all information about grants, the application process, required criteria and award information.

In the future, organizations, festivals, tournaments and other standard recipients of earmarked dollars will apply for these grants and awards will be determined through a merit-based process established by an agency director. This new process will be transparent and accountable to taxpayers. Moreover, it will demonstrate to the people of South Carolina that their money is being spent wisely.

Amounts appropriated to each agency will be based on last year's funding levels, totaling \$8,730,000. Line-item appropriations are clearly delineated in this budget, as follows:

- Medical Contracts (DHHS) - \$2,000,000
- Local Law Enforcement Grants (DPS) - \$2,000,000
- Historic Preservation and Community Development Grants (DAH) - \$1,000,000
- Parks Revitalization Grants (PRT) - \$1,500,000
- Sports Marketing Grants (PRT) - \$1,500,000
- Cultural Arts and Theater Grants (Arts Commission) - \$450,000
- Local Fire Department Grants (LLR) - \$280,000

Revenue expenditures should always be listed on the line. The Governor has made clear – if the General Assembly allows these allocations to stand on their own merits, he will issue a veto only where they fail to live up to the standards expected by the taxpayers, who are the true owners of every government brick and building in the state.

***Ethics.*** South Carolinians must trust their representatives, and representatives must demonstrate they are deserving of that trust.

Along with former Attorney General Medlock, Governor McMaster co-chaired the South Carolina Ethics Commission, and made a series of ethics reform recommendations – some of which have been implemented, and some of which have not. It is the continued goal of the McMaster Administration to see them all enacted.

South Carolina needs stronger and expanded investigative authority for the State Ethics Commission to obtain, verify and confirm information related to campaign finance disclosures and statements of economic interest. This budget doubles the registration fee for lobbyists from \$100 to \$200, allowing for increased investigation and enforcement efforts by the State Ethics Commission.

We should require anyone paid to influence decisions made by county, city or town councils to register as lobbyists. And we should require that Members of the General Assembly comply with the Freedom of Information Act (FOIA). After all these years, the legislature still shields itself from FOIA requests. If we are to hold all public servants accountable, this self-imposed exemption must end.

***Pensions.*** We have been ringing the alarm bell for years. South Carolina's \$24 billion unfunded pension liability threatens to place unprecedented strain on state government if steps are not taken to address this crisis.



In 2017, Governor McMaster signed into law legislation increasing employee and employer contributions to the South Carolina Retirement System (SCRS) and Police Officers Retirement System (PORS), an unfortunate but necessary first step to begin reducing the state's unfunded liability. To that end, this Executive Budget includes \$32,411,836 to account for this time. However, it is time for the legislature to make some hard decisions and implement systemic reforms to correct this problem.

We must maintain our commitment to the 11.5% of South Carolina's population that relies on state retirement systems, while protecting taxpayers from bearing any additional financial burden caused by inaction or indecision. That means enacting a date-certain transition away from defined benefit pension plans to defined contribution retirement plans for new state employees. This budget includes proviso language which closes enrollment in the South Carolina Retirement System (SCRS) to new members. A person who otherwise would have been required or eligible to become a member of SCRS and employed by the state after December 31, 2020, instead shall join the State Optional Retirement Program (State ORP) administered by the South Carolina Public Employee Benefit Authority (PEBA).

Adopting this reform will require a concerted expenditure of political willpower on behalf of the General Assembly. Yet, it pales in comparison to the cost of inaction, which threatens a much more permanent paralysis.

***Santee Cooper.*** South Carolina's bright economic future and continued job growth require an abundant supply of clean and affordable energy. Without it, we are at a competitive disadvantage.

Governor McMaster has pushed for Santee Cooper's sale for years and commends the General Assembly for approving a process to field and evaluate offers from companies to purchase or take over management of the utility, which supplies power to 2 million South Carolinians.

However, continued delay in fielding purchase offers has backfired. At a time when all South Carolinians are tightening their belts, this rogue agency took on \$100 million in new debt, directly contravening the will of the General Assembly and its own customers, while muddying the waters for a potential sale.

Governor McMaster urges the men and women of the General Assembly to again consider the sale of Santee Cooper. Ratepayers deserve it and prudence demands it.

We must provide the state with the best solution possible, one which protects ratepayers while recognizing the valuable contributions of current and former employees of Santee Cooper, both now and in the future.

***Health and Social Services.*** Effectively protecting the health and well-being of all South Carolinians is critical to good governance – made all the more important in the COVID-19 pandemic.

During these uncertain times, many South Carolinians may have feelings of stress and anxiety. South Carolinians are currently experiencing depression at three times the rate of the national average, according to the CDC. Alcohol and drug abuse, consequently, has risen significantly during the COVID-19 pandemic.

The FY 2021-22 Executive Budget includes \$3,000,000 in recurring dollars for sustainability of addiction crisis efforts at the Department of Alcohol and Other Drug Abuse Services. With this funding, the South Carolina Department of Alcohol and Other Abuse Services will be better able to ease the trauma and anguish attendant to alcoholism and drug abuse.

Our health care system must not be used to funnel tax dollars to organizations which do not represent South Carolina values or priorities. For the fourth year in a row, this budget includes a proviso preventing the funneling of taxpayer dollars to abortion providers like Planned Parenthood. There are a variety of agencies, clinics, and medical entities in South Carolina that receive taxpayer funding to offer important women's health and family planning services without performing abortions. South Carolinians do not want their money spent that way; this budget safeguards against spending tax dollars in a manner that is contrary to the values we hold dear.

## ENERGY AND ENVIRONMENT

The FY 2021-22 Executive Budget dedicates:

- \$7,500,000 in non-recurring dollars for conservation grants at the Conservation Land Bank;
- \$2,995,000 in non-recurring dollars for maintenance of the State Water Plan at the Department of Natural Resources;
- \$250,000 in recurring dollars to hire a Chief Resiliency Officer and an Administrative Assistant at the South Carolina Office of Resilience;

**Resilience.** So far this year, South Carolina has largely escaped the wrath of a major hurricane. But we know well what to expect. In South Carolina, four major flooding disasters affected us in the period between 2012 and 2018. Collectively, these events resulted in 37 deaths and damage to nearly 150,000 homes. Financially, the cost exceeded \$800 million, with an estimated total loss of \$320 million in tourism dollars.

It's a challenge of the utmost urgency. That's why Governor McMaster took a proactive approach to mitigate disaster and protect our people, property and way of life.

In 2018, he created the South Carolina Floodwater Commission. Thousands of hours of volunteerism went into producing a report which endeavors to address our many challenges in a balanced, holistic manner. One of the top recommendations: consolidating flood response under a single entity.

S. 259, passed by the General Assembly and signed by the Governor in 2020, created the South Carolina Office of Resilience, to be governed by a Chief Resilience Officer appointed by the Governor who will develop, implement, and maintain the Statewide Resilience Plan with the goal of coordinating statewide resilience and disaster recovery efforts with federal, state, local and non-governmental entities. This Executive Budget includes funding to hire a Chief Resilience Officer and administrative support.

Many Floodwater Commission recommendations have yet to be implemented. We must address deferred maintenance of our state's drainage systems. We must plant more native vegetation – to deter erosion and aid in groundwater infiltration. We must protect, replenish and expand our marshes. We must ensure under-resourced local governments have the means to apply for and access much-needed recovery funds.

**Offshore Drilling.** For years, Governor McMaster has opposed the prospect of seismic testing and oil exploration off the coast of South Carolina.

Our beaches, sea islands and marshes are among the most beautiful in the nation, drawing 28.5 million people to South Carolina each year. Our 187-mile coastline and 2,876 miles of coastal shoreline drive a \$24 billion tourism industry – one of our largest. From Myrtle Beach to Charleston to Hilton Head, our seaside communities are dependent on a pristine coastline that

brings visitors here from all over the globe. Such reliance means we simply cannot afford to accept the risk of adverse environmental impacts attendant to offshore drilling.

Every town council along the South Carolina coastline has voted to oppose seismic testing. They are right to do so. Our commercial seafood fishing industry enjoys a vibrant offshore ecosystem. The impacts and habitat disruption that marine life might suffer due to seismic testing is simply not worth whatever benefit our state might see from placing oil rigs offshore.

In 2019, Governor McMaster signed into law a budget proviso prohibiting the construction of industrialized infrastructure on South Carolina soil. In 2020, he strongly opposed the ruling by the National Oceanic and Atmospheric Administration suggesting that searching for oil “outweighs any potential short-term, limited, and localized adverse coastal effects to fisheries and sea turtles.” In September, the Trump Administration halted this proposal.

Governor McMaster will continue to oppose all efforts to despoil our coastline – by any means necessary.

This page intentionally blank.

This page intentionally blank.



# Statewide Enterprise Strategic Objectives

This page intentionally blank.



# Statewide Strategic Objectives

South Carolina Government has a number of goals, priorities and key initiatives that transcend agency and other organizational boundaries. These enterprise-level strategic objectives seek to capture the core functions and responsibilities of state government into five strategic areas. They provide important input into agencies' planning processes, serve as a baseline for assessing progress on key issues and require cooperative efforts in order to affect performance in a meaningful way.

## Education, Training and Human Development

- **Improve educational infrastructure to elevate the levels of educational preparedness of every South Carolinian to lead a healthy and productive life, including success in a job or career and in the community.**

## Healthy and Safe Families

- **Enhance public well-being by delivering efficient and cost-effective public health and support services.**

## Maintaining Safety, Integrity and Security

- **Protect the safety, integrity and security of statewide public resources, infrastructure and citizens including timely response to emergencies and disasters.**

## Public Infrastructure and Economic Development

- **Build a world-class and safe public infrastructure to enhance the quality of life of our citizens and to promote the state in global competitiveness as a location for business, investment, talent, innovation and visitors.**

## Government and Citizens

- **Deliver a government that serves the needs of South Carolinians and achieves inter-agency collaboration to deliver highly effective, efficient and innovative programs.**

**Note:**

Copies of each agency's Accountability Report and Strategic Plan may be found at:

<https://admin.sc.gov/budget/accountability>

This page intentionally blank.



# Financial Overview

## Financial Overview

GENERAL FUND – RECURRING	
<b>SOURCES:</b>	
Sales and Use Tax.....	\$ 3,419,654,000
Individual Income Tax.....	4,807,984,000
Corporate Income Tax.....	347,300,000
Other Recurring Sources.....	1,014,988,000
	9,589,926,000
Less: Income Tax Revenues Credited to the Tax Relief Trust Fund (§11-11-150).....	(650,023,221)
Net General Fund Revenues.....	\$ 8,939,902,779
<b>USES:</b>	
General Fund Appropriations.....	\$ 8,939,902,779
GENERAL FUND – NONRECURRING	
<b>SOURCES:</b>	
FY2018-19 Contingency Reserve Fund .....	\$ 103,451,091
FY2019-20 Contingency Reserve Fund .....	\$ 671,514,950
FY2020-21 Debt Service Lapse.....	\$ 125,239,577
FY2020-21 Projected General Fund Surplus.....	36,311,463
	\$ 936,517,081
<b>USES:</b>	
Transfer to General Reserve Fund (§11-11-310).....	\$ 18,723,614
Nonrecurring Appropriations.....	\$ 417,793,467
Unappropriated for Reserve Fund.....	\$ 500,000,000
	\$ 936,517,081
CAPITAL RESERVE FUND	
<b>SOURCES:</b>	
Funds Appropriated to the FY2020-21 Capital Reserve Fund, Part IA, Section 107, FY2020-21 General Appropriations Act.....	\$ 176,095,044
<b>USES:</b>	
Capital Reserve Fund Appropriations.....	\$ 176,095,044
EDUCATION IMPROVEMENT ACT	
<b>SOURCES:</b>	
Recurring:	
Education Improvement Act Sales Tax.....	\$ 905,400,000
<b>USES:</b>	
EIA Appropriations.....	\$ 905,400,000
EDUCATION LOTTERY EXPENDITURE ACCOUNT	
<b>SOURCES:</b>	
Recurring:	
Lottery Proceeds.....	\$ 501,000,000
Investment Earnings.....	3,250,000
Unclaimed Prizes.....	19,000,000
Nonrecurring:	
FY2020-21 Estimated Revenue Surplus.....	13,900,000
	Total: \$ 537,150,000
<b>USES:</b>	
Lottery Appropriations.....	\$ 523,250,000

STATEMENT OF REVENUES  
ESTIMATE OF GENERAL, SCHOOL, TRANSPORTATION,  
EDUCATION IMPROVEMENT ACT AND EDUCATION LOTTERY REVENUES  
FISCAL YEAR 2021-22

	Continuing Resolution Estimate FY 2020-21	Board of Economic Advisors Estimate FY 2021-22 November 10, 2020	Governor's Estimate FY 2021-22
<b>General Fund Revenues:</b>			
Sales and Use Tax.....	\$ 3,294,402,000	\$ 3,419,654,000	\$ 3,419,654,000
Individual Income Tax.....	4,661,029,000	4,827,103,000	4,807,984,000
Corporate Income Tax.....	400,997,000	347,300,000	347,300,000
Insurance Taxes.....	266,000,000	256,190,000	256,190,000
Admissions Tax.....	32,429,000	24,354,000	24,354,000
Aircraft Tax.....	2,500,000	2,500,000	2,500,000
Alcoholic Liquor Tax.....	85,920,000	84,811,000	84,811,000
Bank Tax.....	54,851,000	52,015,000	52,015,000
Beer and Wine Tax.....	110,764,000	115,434,000	115,434,000
Bingo Tax.....	362,000	112,000	112,000
Business Filing Fees.....	7,750,000	9,210,000	9,210,000
Circuit & Family Court Fines.....	6,917,000	5,500,000	5,500,000
Corporation License Tax.....	105,162,000	101,200,000	101,200,000
Documentary Tax.....	84,652,000	98,692,000	98,692,000
Earned on Investments.....	60,000,000	100,000,000	100,000,000
Indirect Cost Recoveries.....	16,500,000	15,569,000	15,569,000
Motor Vehicle Licenses.....	11,476,000	11,952,000	11,952,000
Nursing Home Licenses/Fees.....	3,600,000	3,600,000	3,600,000
Parole & Probation Supervision Fees.....	3,393,000	3,393,000	3,393,000
Private Car Lines Tax.....	6,596,000	6,622,000	6,622,000
Public Service Authority.....	17,000,000	17,450,000	17,450,000
Purchase Card Rebates.....	3,147,000	3,643,000	3,643,000
Record Search Fees.....	4,461,000	4,461,000	4,461,000
Savings & Loan Association Tax.....	803,000	3,048,000	3,048,000
Security Dealer Fees.....	27,300,000	28,666,000	28,666,000
Surcharge on Vehicle Rentals.....	870,000	-	-
Tobacco Tax.....	23,142,000	29,280,000	29,280,000
Uncashed Checks.....	2,000,000	-	-
Unclaimed Property Fund Transfer.....	15,000,000	15,000,000	15,000,000
Workers' Compensation Insurance Tax.....	11,137,000	9,382,000	9,382,000
Other Source Revenues.....	10,502,000	12,904,000	12,904,000
Subtotal.....	9,330,662,000	9,609,045,000	9,589,926,000
Less: Income Tax Revenues Credited to Tax Relief Trust Fund (§11-11-150).....	(614,053,000)	(650,023,221)	(650,023,221)
Total General Fund Revenues.....	8,716,609,000	8,959,021,779	8,939,902,779
Add: Non-Recurring Revenues and Transfers.....	20,403,313	-	-
General Fund Revenues.....	8,737,012,313	8,959,021,779	8,939,902,779
Education Improvement Act Fund Revenues.....	861,235,000	905,400,000	905,400,000
<i>Nonrecurring:</i> Estimated FY2020-21 EIA Surplus.....	-	17,288,000	17,288,000
Total Education Improvement Act Fund Revenues.....	861,235,000	922,688,000	922,688,000
Transportation Fund Revenues.....	2,595,096,860	-	2,479,624,237
Education Lottery Account Revenues.....	463,200,000	523,250,000	523,250,000
<i>Nonrecurring:</i> FY2019-20 Projected Surplus Lottery Proceeds.....	45,900,000	-	-
FY2020-21 Projected Surplus Lottery Proceeds.....	-	13,900,000	13,900,000
Total Education Lottery Account Revenues.....	509,100,000	537,150,000	537,150,000
Total Estimated Revenues (§11-11-410)	\$ 13,316,497,173	\$ 11,068,883,000	\$ 13,529,388,237

This page intentionally blank.



# **EIA, Lottery, CRF, and Nonrecurring Recommendations**

EDUCATION IMPROVEMENT ACT	FY 2020-21	FY 2021-22	Notes
	C.R.	Executive Budget	

**A. STANDARDS, TEACHING, LEARNING, ACCOUNTABILITY**

**1. Student Learning**

Classified Positions				
Other Operating Expenses				
Industry Certifications/Credentials	\$ 550,000	\$ 3,000,000	<i>Requested by SCDE</i>	
Adult Education	\$ 15,073,736	\$ 15,073,736		
Aid to Districts	\$ 24,401,779	\$ 24,401,779		
Students at Risk of School Failure	\$ 79,551,723	\$ 79,551,723		
Arts Curricula	\$ 1,487,571	\$ 1,487,571		
Career & Technology Education	\$ 20,072,135	\$ 20,072,135		
Summer Reading Camps	\$ 7,500,000	\$ 7,500,000		
Reading Coaches	\$ 9,922,556	\$ 19,922,556		1
EEDA	\$ 8,413,832	\$ 8,413,832		
<b>Subtotal:</b>	<b>\$ 166,973,332</b>	<b>\$ 179,423,332</b>		

**2. Student Testing**

Classified Positions	\$ 548,518	\$ 548,518	
Other Operating Expenses	\$ 678,748	\$ 678,748	
Assessment/Testing	\$ 27,261,400	\$ 29,261,400	2
<b>Subtotal:</b>	<b>\$ 28,488,666</b>	<b>\$ 30,488,666</b>	

**3. Curriculum & Standards**

Classified Positions	\$ 126,232	\$ 126,232	
Other Personal Service	\$ 4,736	\$ 4,736	
Other Operating Expenses	\$ 41,987	\$ 41,987	
Reading	\$ 3,271,026	\$ 3,271,026	
Instructional Materials	\$ 20,922,839	\$ 20,922,839	
<b>Subtotal:</b>	<b>\$ 24,366,820</b>	<b>\$ 24,366,820</b>	

**4. Assistance, Intervention, & Reward**

Classified Positions	\$ 1,236,436	\$ 1,236,436	
Other Operating Expenses	\$ 1,374,752	\$ 1,374,752	
School Safety Program	\$ 10,000,000		3
Student Health and Fitness - School Nurses		\$ 5,577,165	<i>Level requested by SCDE</i>
EAA Technical Assistance	\$ 23,801,301	\$ 23,801,301	
PowerSchool/Data Collection	\$ 7,500,000	\$ 7,500,000	
School Value Added Instrument	\$ 1,400,000	\$ 1,400,000	
<b>Subtotal:</b>	<b>\$ 45,312,489</b>	<b>\$ 40,889,654</b>	

**B. Early Childhood**

Classified Positions	\$ 831,246	\$ 831,246	
Other Operating Expenses	\$ 556,592	\$ 556,592	
Alloc EIA - 4 YR Early Childhood	\$ 15,513,846		4
CDEPP - SCDE	\$ 41,441,053	\$ 68,476,965	5
<b>Subtotal:</b>	<b>\$ 58,342,737</b>	<b>\$ 69,864,803</b>	

**C. TEACHER QUALITY**

**1. Certification**

Classified Positions	\$ 1,263,470	\$ 1,263,470	
Other Personal Service	\$ 1,579	\$ 1,579	
Other Operating Expenses	\$ 638,999	\$ 638,999	
<b>Subtotal:</b>	<b>\$ 1,904,048</b>	<b>\$ 1,904,048</b>	

**2. Retention & Reward**

Teacher of the Year Award	\$ 155,000	\$ 155,000	
Teacher Quality Commission	\$ 372,724	\$ 372,724	
Classified Positions	\$ 80,000	\$ 80,000	
Teacher Salary Supplement	\$ 181,230,766	\$ 181,230,766	
Teacher Supplies	\$ 14,721,500	\$ 14,721,500	
Teacher Salary Supplement – Fringe/Employer Cont.	\$ 39,524,934	\$ 43,533,934	<i>1% employer contribution increase</i>
National Board Certification	\$ 44,500,000	\$ 43,647,176	<i>Reduction in number of National Board Teachers</i>
Rural Teacher Recruitment	\$ 9,748,392	\$ 9,748,392	
<b>Subtotal:</b>	<b>\$ 290,333,316</b>	<b>\$ 293,489,492</b>	



EDUCATION IMPROVEMENT ACT	FY 2020-21		FY 2021-22	Notes
	C.R.		Executive Budget	
<b>3. Professional Development</b>				
Professional Development	\$	2,771,758	\$	2,771,758
ADEPT	\$	873,909	\$	873,909
<b>Subtotal:</b>	<b>\$</b>	<b>3,645,667</b>	<b>\$</b>	<b>3,645,667</b>
<b>4. ADEPT</b>				
Classified Positions	\$	65,000	\$	65,000
<b>Subtotal:</b>	<b>\$</b>	<b>65,000</b>	<b>\$</b>	<b>65,000</b>
<b>D. LEADERSHIP</b>				
Classified Positions	\$	82,049	\$	82,049
Other Personal Service	\$	83,121	\$	83,121
Other Operating Expenses	\$	279,032	\$	279,032
Technology	\$	12,271,826	\$	12,271,826
<b>Subtotal:</b>	<b>\$</b>	<b>12,716,028</b>	<b>\$</b>	<b>12,716,028</b>
<b>E. EIA EMPLOYER CONTRIBUTIONS</b>				
Employer Contributions	\$	1,269,821	\$	1,269,821
<b>Subtotal:</b>	<b>\$</b>	<b>1,269,821</b>	<b>\$</b>	<b>1,269,821</b>
<b>F. PARTNERSHIPS</b>				
ETV - K-12 Public Education (H670)	\$	3,576,409		6
ETV - Infrastructure (H670)	\$	2,150,000		6
Literacy and Distance Learning (P360)	\$	415,000	\$	415,000
Reach Out and Read (A850)	\$	1,000,000	\$	1,000,000
S.C. Youth Challenge Academy (E240)	\$	1,000,000	\$	1,000,000
Arts Education Programs (H910)	\$	1,170,000	\$	1,170,000
Education Oversight Committee (A850)	\$	1,793,242	\$	1,793,242
Science PLUS (A850)	\$	563,406	\$	563,406
STEM Centers SC (H120)	\$	1,750,000	\$	1,750,000
Teach for America South Carolina (A850)	\$	3,000,000	\$	3,000,000
Gov. School for Arts & Humanities (H630)	\$	1,619,531	\$	1,619,531
Wil Lou Gray Opp. School (H710)	\$	736,678	\$	736,678
School for Deaf & Blind (H750)	\$	7,933,774	\$	7,933,774
Dept. of Disabilities & Special Needs (J160)	\$	408,653	\$	408,653
S.C. Council on Economic Education (H270)	\$	300,000	\$	300,000
John de la Howe School (L120)	\$	417,734	\$	417,734
Clemson Agriculture Education Teachers (P200)	\$	1,144,356	\$	1,144,356
Center for Educational Partnerships (H270)	\$	715,933	\$	715,933
Centers of Excellence (H030)	\$	1,137,526	\$	1,137,526
Teacher Recruit Program (H030)	\$	4,243,527	\$	4,243,527
Teacher Loan Program (E160)	\$	5,089,881	\$	5,089,881
BabyNet Autism Therapy (J020)	\$	3,926,408	\$	3,926,408
Call Me Mister (H120)	\$	500,000	\$	500,000
Regional Education Centers (P320)	\$	1,952,000	\$	1,952,000
Family Connection S.C. (H630)	\$	300,000	\$	300,000
Gov. School for Math & Science (H630)	\$	1,207,122	\$	1,207,122
Center for Educ. Recruit, Reten., & Adv. (CERRA) (H470)	\$	531,680	\$	1,781,680
Transform SC (A850)	\$	400,000	\$	400,000
EOC Partnerships for Innovation (NR)	\$	500,000		
SDE Grants Committee	\$	504,313	\$	504,313
National Student Clearinghouse (E500)			\$	56,100
Dept. of Juvenile Justice (N120)			\$	2,500,000
Save the Children (A850)			\$	1,000,000
<b>Subtotal:</b>	<b>\$</b>	<b>49,987,173</b>	<b>\$</b>	<b>48,566,864</b>
<b>G. TRANSPORTATION</b>				
Other Operating	\$	22,032,195	\$	22,032,195
<b>Subtotal:</b>	<b>\$</b>	<b>22,032,195</b>	<b>\$</b>	<b>22,032,195</b>
<b>H. SOUTH CAROLINA PUBLIC CHARTER SCHOOL DISTRICT</b>				
S.C. Public Charter Schools	\$	126,461,481	\$	126,461,481
<b>Subtotal:</b>	<b>\$</b>	<b>126,461,481</b>	<b>\$</b>	<b>126,461,481</b>

Teaching Fellows Scholarship and Teacher Working Conditions Survey

EOC Recommendation

Rural Initiative with matching private funds

EDUCATION IMPROVEMENT ACT	FY 2020-21	FY 2021-22	Notes
	C.R.	Executive Budget	
<b>I. FIRST STEPS TO SCHOOL READINESS</b>			
Classified Positions	\$ 2,179,885	\$ 2,179,885	
Unclassified Positions	\$ 121,540	\$ 121,540	
Other Personal Services	\$ 150,000	\$ 150,000	
Other Operating	\$ 1,906,225	\$ 1,906,225	
County Partnerships	\$ 14,435,228	\$ 14,435,228	
CDEPP	\$ 9,767,864	\$ 30,647,766	5
Employer Contributions	\$ 775,485	\$ 775,485	
<b>Subtotal:</b>	<b>\$ 29,336,227</b>	<b>\$ 50,216,129</b>	
<b>J. EIA NON-RECURRING</b>			
Computer Science Certification and Professional Learning		\$ 700,000	
Instructional Materials			
SDE - Grants Committee		\$ 7,000,000	<i>Request from SCDE - Moved to nonrecurring</i>
Charter Schools		\$ 9,588,000	
<b>Subtotal</b>	<b>\$ -</b>	<b>\$ 17,288,000</b>	
<b>TOTAL : \$ 861,235,000 \$ 922,688,000</b>			

Available FY 2021-22 EIA Revenue (Recurring):	\$ 905,400,000
Available FY 2020-21 EIA Revenue (Non-Recurring):	\$ 17,288,000
Available FY 2021-22 EIA:	\$ 922,688,000
Surplus / (Deficit):	\$ -

**Notes:**

1. Transfer from General Fund to EIA
2. Transfer from half-day 4K to assessment for early literacy assessments
3. Transfer from EIA to General Fund (program moved to Department of Public Safety)
4. Transfer of funds to full-day 4K
5. Expansion of full-day 4K
6. Transfer from EIA to General Fund

**EDUCATION LOTTERY ACCOUNT**

*Certified Net Lottery Proceeds and Investment Earnings*  
*(\$504.25M)*

(1) Commission on Higher Education and State Board for Technical and Comprehensive Education - Tuition Assistance	\$ 51,100,000
(2) Commission on Higher Education - LIFE Scholarships (Chapter 149, Title 59)	\$ 236,771,166
(3) Commission on Higher Education - HOPE Scholarships (Section 59-150-370)	\$ 10,371,104
(4) Commission on Higher Education - Palmetto Fellows Scholarships (Section 59-104-20)	\$ 71,173,280
(5) Commission on Higher Education - Need-Based Grants	\$ 60,000,000
(6) Higher Education Tuition Grant Commission - Tuition Grants	\$ 20,000,000
(7) State Board for Technical and Comprehensive Education - Workforce Scholarships and Grants	\$ 9,167,126
(8) Commission on Higher Education - National Guard Tuition Repayment Program (Section 59-111-75)	\$ 2,631,129
(9) State Board for Technical and Comprehensive Education - SC WINS	\$ 17,000,000
(10) South Carolina State University	\$ 2,500,000
(11) State Board for Technical and Comprehensive Education - ReadySC	\$ 10,000,000
(12) State Board for Technical and Comprehensive Education - High Demand Job Skill Training Equipment	\$ 12,500,000
(13) Commission on Higher Education - SREB Program and Assessments	\$ 236,195
(14) Commission on Higher Education - College Transition Program Scholarships	\$ 750,000
(15) Department of Alcohol and Other Drug Abuse Services - Gambling Addiction Services	\$ 50,000
<b>Subtotal:</b>	<b>\$ 504,250,000</b>

*Unclaimed Prizes*  
*(\$19M)*

(1) Commission on Higher Education - Higher Education Excellence Enhancement Program	\$ 6,072,474
(2) State Board for Technical and Comprehensive Education - Workforce Scholarships and Grants	\$ 11,000,000
(3) Department of Alcohol and Other Drug Abuse Services - Gambling Addiction Services	\$ 50,000
(4) Commission on Higher Education - SREB Program and Assessments	\$ 377,526
(5) Commission on Higher Education - PASCAL	\$ 1,500,000
<b>Subtotal:</b>	<b>\$ 19,000,000</b>

**Total Certified by BEA: \$ 523,250,000**

*FY 2020-21 Projected Surplus Lottery Proceeds*  
*(\$13.9M)*

**Subtotal: \$ -**

**Total: \$ 523,250,000**

**CAPITAL RESERVE FUND**

Sect.	Agency/Item	Amount
<b>13</b>	<b>The Citadel</b>	
	Maintenance and Care of State-Owned Assets	\$ 2,769,530
<b>14</b>	<b>Clemson University</b>	
	Maintenance and Care of State-Owned Assets	\$ 18,390,987
<b>15</b>	<b>University of Charleston</b>	
	Maintenance and Care of State-Owned Assets	\$ 7,449,765
<b>16</b>	<b>Coastal Carolina University</b>	
	Maintenance and Care of State-Owned Assets	\$ 6,001,232
<b>17</b>	<b>Francis Marion University</b>	
	Maintenance and Care of State-Owned Assets	\$ 4,553,869
<b>18</b>	<b>Lander University</b>	
	Maintenance and Care of State-Owned Assets	\$ 3,747,699
<b>19</b>	<b>South Carolina State University</b>	
	Maintenance and Care of State-Owned Assets	\$ 2,416,172
<b>20A</b>	<b>University of South Carolina - Columbia</b>	
	Maintenance and Care of State-Owned Assets	\$ 24,691,754
<b>20B</b>	<b>University of South Carolina - Aiken</b>	
	Maintenance and Care of State-Owned Assets	\$ 3,944,269
<b>20C</b>	<b>University of South Carolina - Upstate</b>	
	Maintenance and Care of State-Owned Assets	\$ 6,647,105
<b>20D</b>	<b>University of South Carolina - Beaufort</b>	
	Maintenance and Care of State-Owned Assets	\$ 1,983,250
<b>20E</b>	<b>University of South Carolina - Lancaster</b>	
	Maintenance and Care of State-Owned Assets	\$ 2,080,365
<b>20F</b>	<b>University of South Carolina - Salkehatchie</b>	
	Maintenance and Care of State-Owned Assets	\$ 932,537
<b>20G</b>	<b>University of South Carolina - Sumter</b>	
	Maintenance and Care of State-Owned Assets	\$ 1,564,369
<b>20H</b>	<b>University of South Carolina - Union</b>	
	Maintenance and Care of State-Owned Assets	\$ 1,164,209
<b>21</b>	<b>Winthrop University</b>	
	Maintenance and Care of State-Owned Assets	\$ 5,595,222
<b>23</b>	<b>Medical University of South Carolina</b>	
	Maintenance and Care of State-Owned Assets	\$ 2,478,185

**CAPITAL RESERVE FUND**

Sect.	Agency/Item	Amount
<b>25</b>	<b>State Board for Technical and Comprehensive Education</b>	
	Maintenance and Care of State-Owned Assets - Aiken Technical College	\$ 1,986,760
	Maintenance and Care of State-Owned Assets - Central Carolina Tech College	\$ 3,363,920
	Maintenance and Care of State-Owned Assets - Denmark Technical College	\$ 545,247
	Maintenance and Care of State-Owned Assets - Florence Darlington Tech College	\$ 3,728,978
	Maintenance and Care of State-Owned Assets- Greenville Technical College	\$ 11,791,854
	Maintenance and Care of State-Owned Assets - Horry-Georgetown Tech College	\$ 6,486,807
	Maintenance and Care of State-Owned Assets - Midlands Technical College	\$ 10,030,916
	Maintenance and Care of State-Owned Assets - Northeastern Technical College	\$ 1,700,095
	Maintenance and Care of State-Owned Assets - Orangeburg-Calhoun Tec College	\$ 2,584,660
	Maintenance and Care of State-Owned Assets - Piedmont Technical College	\$ 5,378,761
	Maintenance and Care of State-Owned Assets - Spartanburg Technical College	\$ 4,731,718
	Maintenance and Care of State-Owned Assets - Tech College Of The Lowcountry	\$ 2,216,092
	Maintenance and Care of State-Owned Assets - Tri-County Technical College	\$ 6,090,157
	Maintenance and Care of State-Owned Assets - Trident Technical College	\$ 13,453,338
	Maintenance and Care of State-Owned Assets - Williamsburg Technical College	\$ 742,987
	Maintenance and Care of State-Owned Assets - York Technical College	\$ 4,852,235
<b>Capital Reserve Fund Total:</b>		<b>\$ 176,095,044</b>

## Non-Recurring Funds

Sect.	Agency/Item	Amount
<b>1</b>	<b>State Department of Education</b>	
	Instructional Materials	\$ 100,000,000
	Department Headquarters Relocation - Rent	\$ 2,500,000
	Department Headquarters Relocation - Moving Expenses	\$ 2,500,000
<b>5</b>	<b>Wil Lou Gray Opportunity School</b>	
	Security Cameras and Keyless Entry	\$ 200,000
	Classroom Security and Flooring	\$ 300,000
<b>7</b>	<b>Governor's School for Agriculture at John de la Howe</b>	
	L.S. Brice School Renovation	\$ 5,827,112
<b>12</b>	<b>Higher Education Tuition Grants Commission</b>	
	Student Information System	\$ 200,000
<b>26</b>	<b>Department of Archives &amp; History</b>	
	SC Revolutionary War Sestercentennial Commission	\$ 1,460,000
	SC African American Heritage Commission (SCAAHC) Green Book of South Carolina	\$ 100,000
	Historic Preservation and Community Development Grants	\$ 1,000,000
<b>28</b>	<b>Arts Commission</b>	
	Greenville Cultural & Arts Center	\$ 19,000,000
	Sumter Opera House	\$ 15,000,000
	Cultural Arts and Theatre Center Grants	\$ 450,000
<b>33</b>	<b>Department of Health &amp; Human Services</b>	
	Medical Contract Grants	\$ 2,000,000
<b>35</b>	<b>Department of Mental Health</b>	
	\$1,500 Signing Bonus for School Mental Health Counselors	\$ 600,000
<b>36</b>	<b>Department of Disabilities &amp; Special Needs</b>	
	South Carolina Genomic Medicine Initiative at Greenwood Genetic Center	\$ 2,000,000
<b>38</b>	<b>Department of Social Services</b>	
	Caring for South Carolina's Children	\$ 5,000,000
<b>39</b>	<b>Commission for the Blind</b>	
	HVAC and Lighting Renovation	\$ 5,101,685
<b>43</b>	<b>Forestry Commission</b>	
	Firefighting Equipment	\$ 1,000,000
	Expedited Equipment Replacement	\$ 1,000,000

## Non-Recurring Funds

Sect.	Agency/Item	Amount
<b>44</b>	<b>Department of Agriculture</b>	
	Federal Hemp Farming Compliance	\$ 1,100,000
	Hemp Testing Equipment	\$ 425,000
	Operational Costs	\$ 850,000
<b>47</b>	<b>Department of Natural Resources</b>	
	Law Enforcement Officer - Overtime Pay	\$ 597,204
	Agency Headquarters Relocation	\$ 2,002,500
	Marine Research Lab Shoreline Protection	\$ 585,500
	State Water Plan - Pee Dee and Broad River Basins	\$ 2,995,000
<b>49</b>	<b>Department of Parks, Recreation &amp; Tourism</b>	
	Hunting Island Lighthouse Repair	\$ 1,000,000
	Charles Towne Landing Animal Forest Enclosure Repairs and Upgrades	\$ 500,000
	Comfort Station/Rest Station Renovations	\$ 500,000
	Parks Revitalization Grants	\$ 1,500,000
	Sports Marketing Grants	\$ 1,500,000
	Columbia Convention Center	\$ 15,000,000
<b>50</b>	<b>Department of Commerce</b>	
	Small Business Relief Grant Program	\$ 123,205,312
	Closing Fund	\$ 2,700,000
	Locate-SC	\$ 4,000,000
<b>53</b>	<b>Conservation Bank</b>	
	Conservation Grant Funding	\$ 7,500,000
<b>54</b>	<b>Rural Infrastructure Authority</b>	
	Rural Infrastructure Fund	\$ 3,129,944
	Water and Sewer Regionalization Fund	\$ 3,000,000
<b>60</b>	<b>Prosecution Coordination Commission</b>	
	Case Management System	\$ 10,200,000
<b>62</b>	<b>State Law Enforcement Division</b>	
	PTSD Treatment - FAST Program	\$ 250,000
<b>63</b>	<b>Department of Public Safety</b>	
	Local Law Enforcement Grants	\$ 2,000,000
<b>64</b>	<b>Law Enforcement Training Council</b>	
	Emergency Generator for Academy Main Building	\$ 2,750,000
<b>66</b>	<b>Department of Probation, Parole &amp; Pardon Services</b>	
	Alston Wilkes Society	\$ 750,000
<b>73</b>	<b>Office of Regulatory Staff</b>	
	Statewide Broadband Funding	\$ 30,000,000

## Non-Recurring Funds

Sect.	Agency/Item	Amount
<b>81</b>	<b>Department of Labor, Licensing &amp; Regulation</b>	
	PTSD Treatment - FAST Program	\$ 250,000
	Sumter Landfill Search	\$ 200,760
	Urban Search & Rescue Task Force and Helicopter Aquatic Rescue Team	\$ 850,000
	Local Fire Department Grants	\$ 280,000
<b>87</b>	<b>Division of Aeronautics</b>	
	Exterior Roofing & Coating	\$ 400,000
	Surplus Equipment Acquisition	\$ 20,000
<b>88</b>	<b>State Ports Authority</b>	
	Jasper Ocean Terminal Port Facility Infrastructure Fund	\$ 5,000,000
<b>93</b>	<b>Department of Administration</b>	
	Division of State Human Resources - Class & Compensation Reform	\$ 500,000
	Deferred Maintenance Projects	\$ 6,198,000
<b>100</b>	<b>Adjutant General</b>	
	Armory Revitalization	\$ 3,000,000
	PPE Warehouse	\$ 1,000,000
	Aiken Readiness Center	\$ 15,000,000
	Olympia Armory Repairs	\$ 1,200,000
	SCEMD - Phase 1 of 3 HVAC Replacements	\$ 162,950
<b>101</b>	<b>Veterans' Affairs</b>	
	Office of the Secretary of Veterans' Affairs	\$ 452,500
<b>Non-Recurring Funds Total:</b>		<b>\$ 417,793,467</b>



This page intentionally blank.

This page intentionally blank.



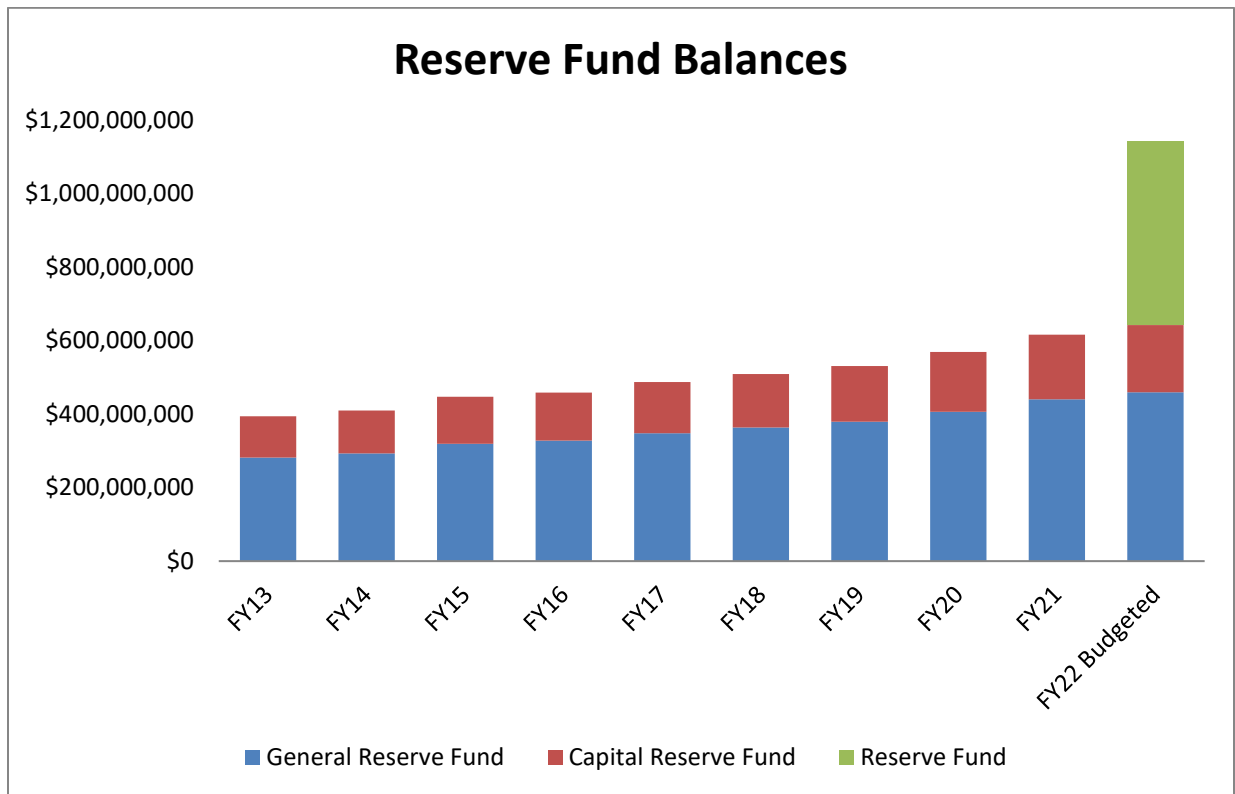
## **Reserve Funds & Debt**

## Reserve Funds

The General Reserve Fund is required to be 5 percent of the revenues of the most recently completed fiscal year. For FY 2019-20, 5 percent of revenues is \$458,961,225. The Executive Budget fully funds this amount for FY 2021-22.

The Capital Reserve Fund (CRF) is a recurring appropriation that must equal 2 percent of General Fund revenue. If a year-end deficit is forecast, the CRF is reduced to the extent necessary before mandating operating reductions. If no year-end deficit is projected, the CRF may be appropriated in separate legislation for capital improvements or nonrecurring projects. For FY 2021-22, \$183,584,490 is set aside for the Capital Reserve Fund in the Executive Budget.

The FY 2021-22 Executive Budget also provides \$500,000,000 in additional reserves.



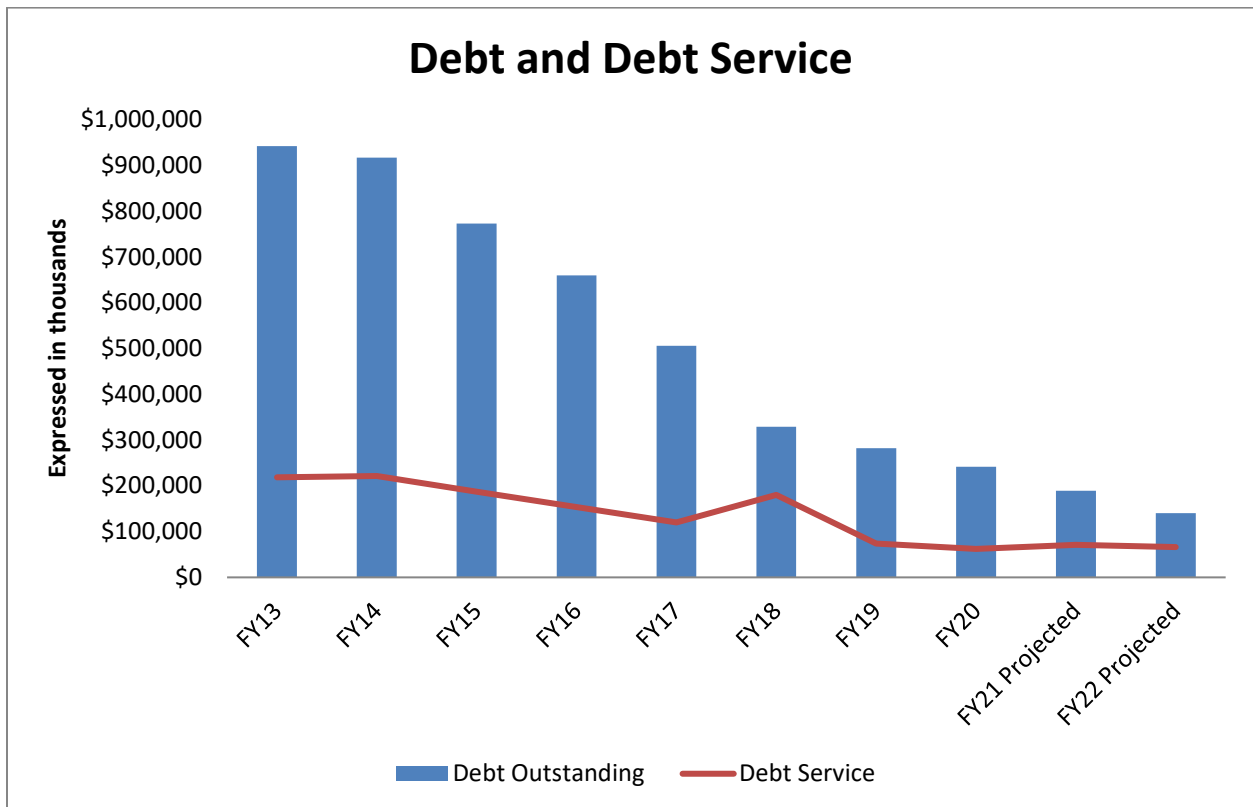
## Debt and Debt Service

The State of South Carolina issues debt in the following categories:

- Capital Improvement Bonds
- State Highway Bonds (excluded from the chart below)
- State School Facilities Bonds
- Infrastructure Bank Bonds (excluded from the chart below)
- State Economic Development Bonds
- Research University Infrastructure Bonds
- Air Carrier Hub Terminal Facilities Bonds

The chart below displays debt that is serviced by the General Fund.

More information about debt can be found at: <https://treasurer.sc.gov/government/bond-debt-information/>



This page intentionally blank.



# Executive Budget Summary

## Executive Budget Summary

### APPROPRIATIONS OVERVIEW

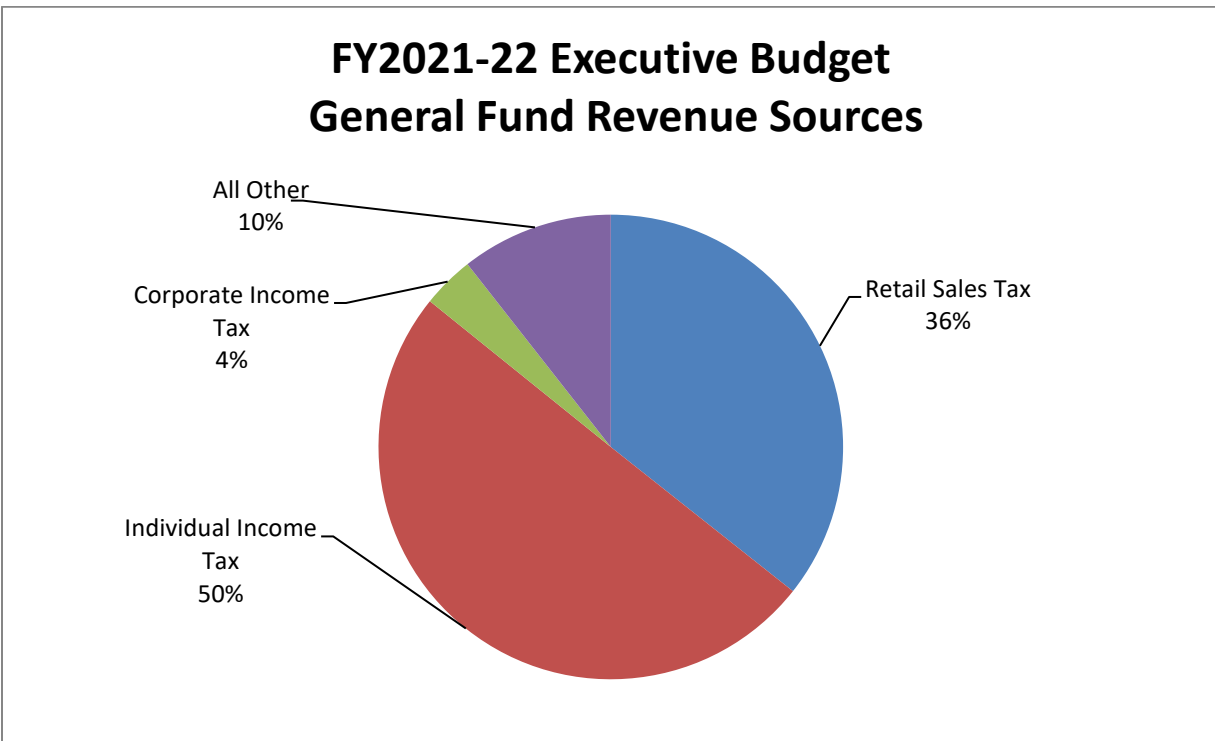
The Executive Budget recommendations for Fiscal Year 2021-22 total \$30.1 billion, of which \$8.9 billion is from General Funds:

	FY21 Budget	FY22 Exec. Budget	\$ Change	% Change
<b>General Funds</b>	\$8,750,622,051	\$8,939,902,779	\$189,280,728	2.16%
<b>Federal Funds</b>	\$8,809,788,162	\$9,150,868,069	\$341,079,907	3.87%
<b>Other Funds</b>	\$11,922,865,871	\$12,108,398,319	\$185,532,448	1.56%
<b>Total</b>	<b>\$29,483,276,084</b>	<b>\$30,199,169,167</b>	<b>\$715,893,083</b>	<b>2.43%</b>

### REVENUE

Over 85% of South Carolina’s General Fund revenue comes from income and retail sales taxes.

General Fund Revenue Sources	FY2021-22	%
Retail Sales Tax	\$3,419,654,000	35.66%
Individual Income Tax	\$4,807,984,000	50.14%
Corporate Income Tax	\$347,300,000	3.62%
All Other	\$1,014,988,000	10.58%
<b>Total Regular &amp; Misc Revenue</b>	<b>\$9,589,926,000</b>	<b>100.00%</b>

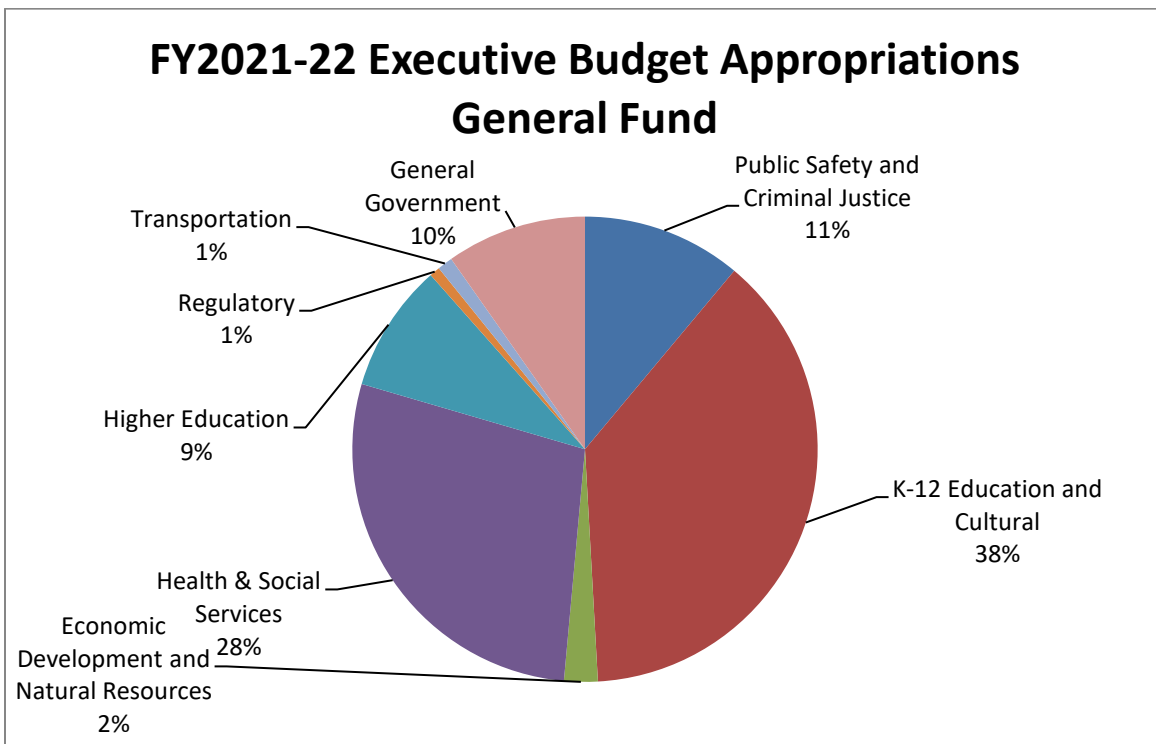




**AGENCY RECOMMENDATIONS**

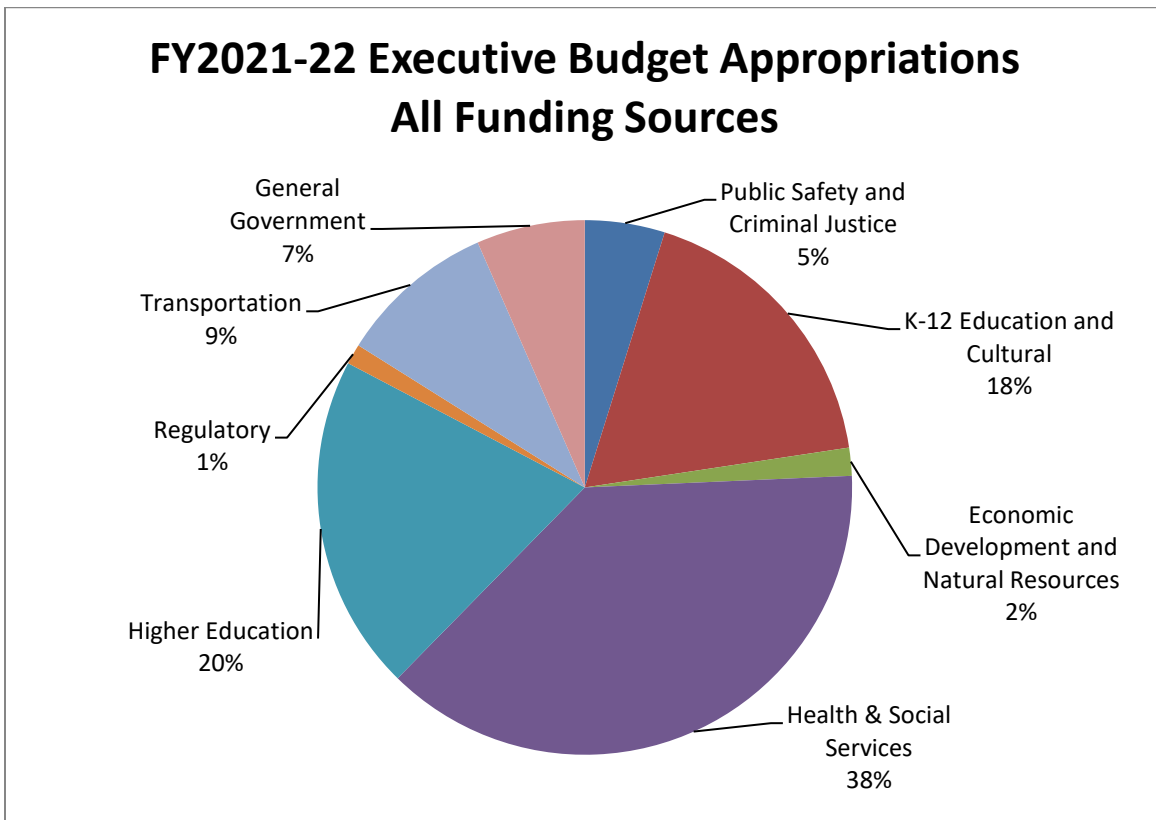
The Executive Budget recommends 47% of General Funds for K-12 and higher education, 28% for health and social rehabilitation agencies, 11% for public safety agencies, and 14% for all other agencies.

<b>General Fund Appropriations</b>	<b>FY2021-22</b>	<b>%</b>
Public Safety and Criminal Justice	\$991,051,845	11.1%
K-12 Education and Cultural	\$3,399,794,172	38.0%
Economic Development and Natural Resources	\$208,534,941	2.3%
Health & Social Services	\$2,510,292,266	28.1%
Higher Education	\$798,477,083	8.9%
Regulatory	\$65,124,953	0.7%
Transportation	\$94,528,906	1.1%
General Government	\$872,098,613	9.8%
<b>Total General Fund</b>	<b>\$8,939,902,779</b>	<b>100.0%</b>



The Executive Budget recommends 38% of Total Funds for K-12 and higher education, 38% for health and social rehabilitation agencies, 5% for public safety agencies, 10% for transportation agencies, and 9% for all other agencies.

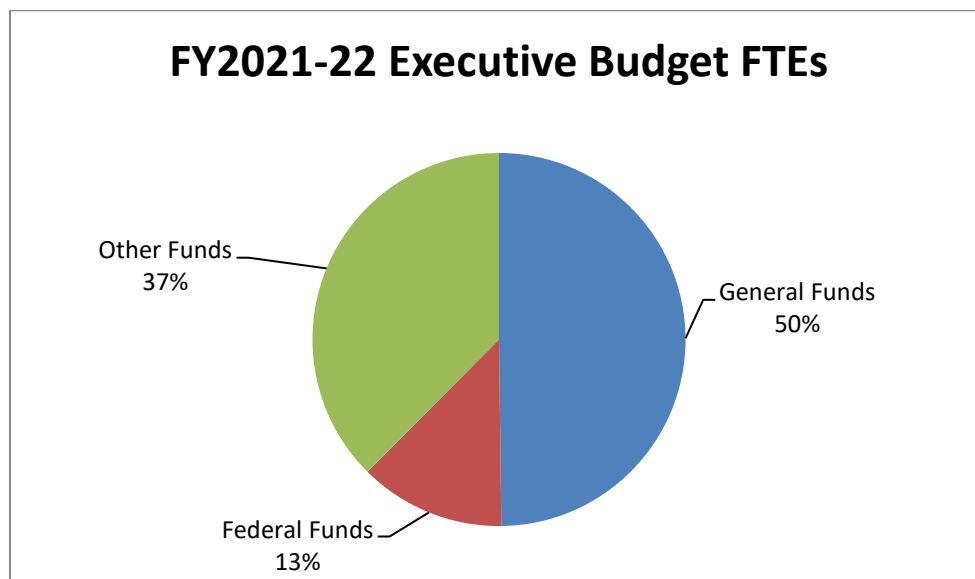
All Funding Sources	<u>FY2021-22</u>	<u>%</u>
Public Safety and Criminal Justice	\$1,459,673,421	4.8%
K-12 Education and Cultural	\$5,369,868,859	17.8%
Economic Development and Natural Resources	\$510,788,992	1.7%
Health & Social Services	\$11,487,108,648	38.0%
Higher Education	\$6,144,344,608	20.3%
Regulatory	\$371,401,139	1.2%
Transportation	\$2,874,811,476	9.5%
General Government	\$1,981,172,024	6.6%
<b>Total General Fund</b>	<b>\$30,199,169,167</b>	<b>100.0%</b>



## AUTHORIZED FTEs

The Executive Budget recommends a total of 72,041.47 authorized FTEs for Fiscal Year 2021-22 from all funding sources.

Source	FY21 Authorized	FY22 Executive Budget	# Chg	% Chg
General Funds	35,786.86	35,875.84	88.98	0.25%
Federal Funds	8,985.96	9,114.70	128.74	1.43%
Other Funds	26,753.50	27,050.93	297.43	1.11%
<b>Total</b>	<b>71,526.32</b>	<b>72,041.47</b>	<b>515.15</b>	<b>0.72%</b>



This page intentionally blank.



# Recapitulation

Appropriations by Agency		FY 2021-22 Executive Budget				GF Change in Appropriations		
		General	Federal	Earmarked	Restricted	Grand Total	Dollars	Percentage
<b>Public Safety &amp; Criminal Justice</b>								
57	Judicial Department	70,008,010	835,393	22,123,000		92,966,403	0	0.00%
58	Administrative Law Court	3,157,701		1,655,986		4,813,687	0	0.00%
59	Attorney General's Office	14,633,341	60,003,654	26,764,911		101,401,906	0	0.00%
60	Prosecution Coordination Commission	30,075,368	355,583	8,325,000		38,755,951	1,000,000	3.44%
61	Commission On Indigent Defense	31,900,161	121,477	2,472,600	12,824,272	47,318,510	0	0.00%
62	Governor's Off-State Law Enforcement Division	57,295,729	25,000,000	23,548,045		105,843,774	2,534,848	4.63%
63	Department Of Public Safety	137,277,561	26,363,242	40,260,544	5,696,886	209,598,233	38,571,778	39.08%
64	Law Enforcement Training Council	8,708,307	729,000	6,805,025		16,242,332	0	0.00%
65	Department Of Corrections	458,647,384	3,773,785	65,486,733	722,477	528,630,379	3,000,000	0.66%
66	Department Of Probation, Parole & Pardon Services	48,002,362	206,000	21,044,391		69,252,753	2,085,300	4.54%
67	Department Of Juvenile Justice	117,987,400	3,000,000	18,285,284	707,415	139,980,099	1,301,389	1.12%
100	Adjutant General's Office	10,816,564	84,318,912	6,646,961		101,782,437	0	0.00%
101	Department of Veterans' Affairs	2,541,957		445,000	100,000	3,086,957	356,298	16.30%
<b>Public Safety &amp; Criminal Justice Total</b>		<b>991,051,845</b>	<b>204,707,046</b>	<b>243,863,480</b>	<b>20,051,050</b>	<b>1,459,673,421</b>	<b>48,849,613</b>	
<b>K-12 Education</b>								
1	Department Of Education	3,350,206,174	979,200,886	46,869,238	924,088,000	5,300,364,298	15,812,060	0.47%
4	Education Oversight Committee				1,793,242	1,793,242	0	0.00%
5	Wil Lou Gray Opportunity School	6,612,764	240,000	950,321	35,000	7,838,085	0	0.00%
6	School For The Deaf And The Blind	15,516,449	1,739,000	11,570,455	200,000	29,025,904	0	0.00%
7	John De La Howe School	5,328,674	353,227	481,512	302,535	6,465,948	346,473	6.95%
9	Governor's School for Arts and Humanities	8,662,827		1,004,771		9,667,598	8,662,827	0.00%
10	Governor's School for Science and Mathematics	13,467,284		1,246,500		14,713,784	13,467,284	0.00%
<b>K-12 Education Total</b>		<b>3,399,794,172</b>	<b>981,533,113</b>	<b>62,122,797</b>	<b>926,418,777</b>	<b>5,369,868,859</b>	<b>38,288,644</b>	
<b>Economic Development &amp; Natural Resources</b>								
43	Forestry Commission	22,004,592	4,763,560	9,678,713		36,446,865	0	0.00%
44	Department Of Agriculture	14,081,288	5,742,604	9,190,015		29,013,907	0	0.00%
47	Department Of Natural Resources	36,956,532	31,748,635	18,513,340	30,575,875	117,794,382	706,066	1.95%
48	Sea Grant Consortium	755,722	4,550,000	450,000		5,755,722	0	0.00%
49	Department Of Parks, Recreation & Tourism	51,006,441	4,505,110	65,110,122	4,342,000	124,963,673	0	0.00%
50	Department Of Commerce	52,624,576	19,465,015	32,231,500	22,380,000	126,701,091	0	0.00%
51	Jobs-Economic Development Authority		18,000	405,150		423,150	0	0.00%
52	Patriots Point Development Authority				13,836,012	13,836,012	0	0.00%
53	SC Conservation Bank	9,070,134		2,564,400		11,634,534	0	0.00%
54	Rural Infrastructure Authority	22,035,656	700,000		21,484,000	44,219,656	0	0.00%
<b>Economic Development &amp; Natural Resources Total</b>		<b>208,534,941</b>	<b>71,492,924</b>	<b>138,143,240</b>	<b>92,617,887</b>	<b>510,788,992</b>	<b>706,066</b>	
<b>Health &amp; Social Services</b>								
32	Department Of Vocational Rehabilitation	17,058,843	122,342,107	35,340,201		174,741,151	0	0.00%
33	Department Of Health & Human Services	1,424,414,700	5,476,528,181	571,509,446	465,410,402	7,937,862,729	8,191,563	0.58%
34	Department Of Health & Environmental Control	145,115,520	286,140,200	195,589,511	25,310,221	652,155,452	0	0.00%
35	Department Of Mental Health	263,102,713	22,270,928	266,356,451		551,730,092	6,221,294	2.42%
36	Department Of Disabilities & Special Needs	273,747,689	340,000	536,913,227		811,000,916	1,808,437	0.67%
37	Department Of Alcohol & Other Drug Abuse Services	14,983,171	54,872,054	974,397	100,000	70,929,622	3,000,000	25.04%
38	Department Of Social Services	223,759,127	528,956,823	55,496,311	849,986	809,062,247	20,000,000	9.82%
39	Commission For The Blind	4,011,040	9,564,818	403,000		13,978,858	0	0.00%
40	Department on Aging	19,624,978	27,349,923	4,870,197	1,184,100	53,029,198	778,706	4.13%
41	Department of Children's Advocacy	7,982,182	451,680	7,096,060	3,931,628	19,461,550	0	0.00%
42	Housing Finance & Development Authority		182,115,503	18,667,897	17,200,000	217,983,400	0	0.00%
70	Human Affairs Commission	2,606,319	336,225	750,000		3,692,544	0	0.00%
71	Commission On Minority Affairs	1,517,245		261,814		1,779,059	0	0.00%
99	Retirement System Investment Commission				15,303,000	15,303,000	0	0.00%
108	Public Employee Benefit Authority	112,368,739			42,030,091	154,398,830	0	0.00%
<b>Health &amp; Social Services Total</b>		<b>2,510,292,266</b>	<b>6,711,268,442</b>	<b>1,694,228,512</b>	<b>571,319,428</b>	<b>11,487,108,648</b>	<b>40,000,000</b>	
<b>Higher Education</b>								
12	Higher Education Tuition Grants Commission	27,903,097		225,000	6,025,000	34,153,097	0	0.00%
13	The Citadel	12,500,686	34,852,554	111,039,240		158,392,480	0	0.00%
14	Clemson University - Education & General	95,282,172	141,964,252	867,504,947	152,854,296	1,257,605,667	0	0.00%
15	University Of Charleston	30,814,507	19,500,000	194,062,766	29,000,000	273,377,273	0	0.00%
16	Coastal Carolina University	16,482,897	21,000,000	211,457,613		248,940,510	0	0.00%
17	Francis Marion University	18,521,662	12,988,495	52,668,968		84,179,125	0	0.00%
18	Lander University	9,980,053	7,240,741	60,243,138	7,999,626	85,463,558	0	0.00%
19	South Carolina State University	16,110,132	54,501,255	51,756,047		122,367,434	0	0.00%
20A	University Of South Carolina	155,969,788	178,603,631	930,529,343		1,265,102,762	0	0.00%
20B	USC - Aiken Campus	10,554,060	11,500,000	41,457,362		63,511,422	0	0.00%
20C	USC - Upstate	15,583,026	16,450,838	68,376,142		100,410,006	0	0.00%
20D	USC - Beaufort Campus	5,964,148	6,977,915	27,307,011		40,249,074	0	0.00%
20E	USC - Lancaster Campus	3,569,928	4,390,048	13,784,453		21,744,429	0	0.00%
20F	USC - Salkehatchie Campus	2,479,154	3,880,454	8,373,545		14,733,153	0	0.00%
20G	USC - Sumter Campus	3,918,318	2,706,397	10,419,706		17,044,421	0	0.00%
20H	USC - Union Campus	1,569,565	1,928,258	5,161,055		8,658,878	0	0.00%
21	Winthrop University	20,193,076	51,197,500	87,348,235	13,968,320	172,707,131	0	0.00%
23	Medical University Of South Carolina	86,254,975	177,455,169	505,226,383		768,936,527	0	0.00%
24	Area Health Education Consortium	11,152,584	844,700	2,808,927		14,806,211	0	0.00%
25	State Board For Technical & Comprehensive Education	166,552,440	52,614,581	502,130,285		721,297,306	0	0.00%
45	Clemson University - Public Service Activities	46,722,293	22,525,000	23,395,568		92,642,861	0	0.00%
46	South Carolina State University - Public Service Activities	4,883,183	4,173,741			9,056,924	0	0.00%
3	Lottery Expenditure Account				523,250,000	523,250,000	0	0.00%
11	Commission On Higher Education	35,515,339	4,729,832	4,583,904	885,284	45,714,359	0	0.00%
<b>Higher Education Total</b>		<b>798,477,083</b>	<b>832,025,361</b>	<b>3,779,859,638</b>	<b>733,982,526</b>	<b>6,144,344,608</b>	<b>0</b>	

Appropriations by Agency		FY 2021-22 Executive Budget				GF Change in Appropriations		
		General	Federal	Earmarked	Restricted	Grand Total	Dollars	Percentage
<b>Regulatory</b>								
72	Public Service Commission			5,495,450		5,495,450	0	0.00%
73	Office Of Regulatory Staff		886,960	9,940,433	4,639,446	15,466,839	0	0.00%
74	Workers' Compensation Commission	2,578,439		5,607,845		8,186,284	0	0.00%
75	State Accident Fund			10,811,063		10,811,063	0	0.00%
78	Department Of Insurance	5,329,109		11,675,754	2,355,000	19,359,863	800,000	17.66%
80	Department Of Consumer Affairs	1,689,148		2,218,896		3,908,044	0	0.00%
81	Department Of Labor, Licensing & Regulation	1,482,653	3,904,264	47,038,208		52,425,125	0	0.00%
83	Department Of Employment And Workforce	504,659	150,987,848	16,017,884		167,510,391	0	0.00%
109	Department Of Revenue	51,881,400		34,082,093	95,000	86,058,493	0	0.00%
110	State Ethics Commission	1,480,648		517,508		1,998,156	0	0.00%
111	Procurement Review Panel	178,897		2,534		181,431	0	0.00%
<b>Regulatory Total</b>		<b>65,124,953</b>	<b>155,779,072</b>	<b>143,407,668</b>	<b>7,089,446</b>	<b>371,401,139</b>	<b>800,000</b>	
<b>Transportation</b>								
82	Department Of Motor Vehicles	92,348,386	1,700,000	15,247,596		109,295,982	1,000,000	1.09%
84	Department Of Transportation	57,270			2,479,624,237	2,479,681,507	0	0.00%
85	Infrastructure Bank Board				126,231,870	126,231,870	0	0.00%
86	County Transportation Funds				148,000,000	148,000,000	0	0.00%
87	Division Of Aeronautics	2,123,250	3,478,867	6,000,000		11,602,117	0	0.00%
<b>Transportation Total</b>		<b>94,528,906</b>	<b>5,178,867</b>	<b>21,247,596</b>	<b>2,753,856,107</b>	<b>2,874,811,476</b>	<b>1,000,000</b>	
<b>General Government &amp; Cultural</b>								
8	Educational Television Commission	7,465,168	200,000	18,700,719	5,514,281	31,880,168	5,726,409	329.34%
26	Department Of Archives & History	2,976,823	897,583	1,294,158		5,168,564	0	0.00%
27	State Library	15,416,200	2,701,146	187,000	80,000	18,384,346	0	0.00%
28	Arts Commission	4,366,187	1,335,641	148,707		5,850,535	0	0.00%
29	State Museum Commission	3,942,954		3,100,000		7,042,954	0	0.00%
30	Confederate Relic Room and Military Museum Commission	936,763		419,252		1,356,015	0	0.00%
79	State Board Of Financial Institutions			5,816,804		5,816,804	0	0.00%
91A	Leg Dept - The Senate	15,149,409		300,000		15,449,409	0	0.00%
91B	Leg Dept - House Of Representatives	22,966,544				22,966,544	0	0.00%
91C	Leg Dept - Codification Of Laws & Legislative Council	4,585,492		300,000		4,885,492	0	0.00%
91D	Leg Dept - Legislative Services Agency	6,459,276				6,459,276	0	0.00%
91E	Leg Dept - Legislative Audit Council	2,105,478		400,000		2,505,478	0	0.00%
92A	Governor's Office - Executive Control Of State	3,122,331				3,122,331	0	0.00%
92C	Governor's Office - Mansion And Grounds	333,868		200,000		533,868	0	0.00%
92D	Office of Resilience	250,000	100,000,000			100,250,000	250,000	0.00%
93	Department of Administration	61,511,393	81,237,600	146,078,032	390,268	289,217,293	702,550	1.16%
94	Office Of Inspector General	834,890				834,890	0	0.00%
96	Secretary Of State's Office	1,356,839		2,469,255		3,826,094	110,000	8.82%
97	Comptroller General's Office	2,560,272		875,434		3,435,706	0	0.00%
98	State Treasurer's Office	2,162,016		8,522,809		10,684,825	50,000	2.37%
102	Election Commission	6,627,413		1,640,700		8,268,113	0	0.00%
103	Revenue & Fiscal Affairs Office	5,214,709	2,511,274	6,569,274	45,000,000	59,295,257	0	0.00%
104	State Fiscal Accountability Authority	1,700,213		11,953,271	7,627,343	21,280,827	0	0.00%
105	SFAA - State Auditor's Office	4,753,588		2,579,639		7,333,227	0	0.00%
106	Statewide Employee Benefits	38,339,836				38,339,836	38,339,836	0.00%
107	Capital Reserve Fund	183,584,490				183,584,490	7,489,446	4.25%
112	Debt Service	191,630,298				191,630,298	0	0.00%
113	Aid To Subdivisions - State Treasurer	261,324,893				261,324,893	6,968,164	2.74%
114	Aid to Subdivisions - Department Of Revenue	20,421,270				20,421,270	0	0.00%
115	Tax Relief Trust Fund			650,023,221		650,023,221	0	0.00%
<b>General Government &amp; Cultural Total</b>		<b>872,098,613</b>	<b>188,883,244</b>	<b>861,578,275</b>	<b>58,611,892</b>	<b>1,981,172,024</b>	<b>59,636,405</b>	
<b>Grand Total</b>		<b>8,939,902,779</b>	<b>9,150,868,069</b>	<b>6,944,451,206</b>	<b>5,163,947,113</b>	<b>30,199,169,167</b>	<b>189,280,728</b>	<b>2.16%</b>

This page intentionally blank.





# **Governor's Recommended Appropriations**



## GOVERNOR'S RECOMMENDED APPROPRIATIONS

### Public Safety and Criminal Justice

---

#### **Prosecution Coordination (Sec. 60)**

- \$1,000,000 in recurring funding to establish drug courts
- \$10,200,000 in one-time funding for a case management system for the Offices of Circuit Solicitors

#### **State Law Enforcement Division (Sec. 62)**

- \$1,483,670 for agent step increases
- \$250,000 in one-time funding for PTSD treatment
- \$177,756 to fully fund the Illegal Immigration Unit
- Transfer the Statewide Interoperability Coordinator from the Department of Administration to SLED in the amount of \$110,200

#### **Department of Public Safety (Sec. 63)**

- \$4,000,000 for recruitment and retention
- \$2,000,000 for Local Law Enforcement Grants
- \$23,400,000 in recurring funds in addition to a transfer from the Department of Education of \$11,935,000 for School Resource Officers

#### **Law Enforcement Training Council (Sec. 64)**

- \$2,750,000 for a generator for the Academy Main Building

#### **Department of Corrections (Sec. 65)**

- \$3,000,000 for recruitment and retention

#### **Department of Probation, Parole and Pardon Services (Sec. 66)**

- \$2,085,300 for recruitment and retention
- \$750,000 for the Alston Wilkes Society

**Department of Juvenile Justice (Sec. 67)**

- \$1,301,389 for recruitment and retention

**Adjutant General's Office (Sec. 100)**

- \$3,000,000 for Armory Revitalization
- \$1,000,000 for personal protective equipment warehouse operational expenses
- \$15,000,000 for the Aiken Readiness Center
- \$1,362,950 for Olympia Armory and SCEMD repairs

**Department of Veterans' Affairs (Sec. 101)**

- \$356,298 and 1.00 FTE in recurring funding for agency operations
- \$452,500 in one-time funding for operating expenses and claims management system

**K-12 Education and Cultural**

---

**Department of Education (Sec. 1)**

- \$35,223,644 to maintain the Base Student Cost, ensuring State Aid to Classrooms increases with inflation and enrollment growth
- \$15,000,000 of recurring funds and \$9,588,000 of non-recurring EIA funds to support charter schools
- \$100,000,000 in non-recurring funds for new instructional materials
- \$2,500,000 in non-recurring funds to re-locate the department's headquarters
- \$2,500,000 in non-recurring for the department's rent at their new location
- \$2,450,000 of EIA funding for industry certifications and credentials
- \$2,000,000 of EIA funding for early childhood literacy assessments
- \$5,577,165 of EIA funding for a full-time school nurse in all schools that do not currently have one
- \$47,915,814 of EIA funding for the expansion of statewide full-day 4K
- \$4,009,000 of EIA funding for the 1% employer contribution increase for SCRS
- \$1,250,000 of EIA funding for Teaching Fellows Scholarships and the Teacher Working Conditions Survey
- \$56,100 of EIA funding for access to the National Student Clearinghouse
- \$2,500,000 of EIA funding for the Department of Juvenile Justice's educational expenses
- \$1,000,000 of EIA funding for the Save the Children rural education initiative
- \$700,000 of non-recurring EIA funding for Computer Science Certification and Professional Learning
- \$7,000,000 of non-recurring EIA funding for the Department of Education's Grants Committee

**Wil Lou Gray Opportunity School (Sec. 5)**

- \$300,000 non-recurring for classroom security improvements
- \$200,000 non-recurring for a security camera and keyless entry system

**John de la Howe School (Sec. 7)**

- \$5,827,112 for renovations to L.S. Brice School

**Educational Television Commission (Sec. 8)**

- \$5,726,409 to restore the agency's general funds and replace EIA funding

**Department of Archives and History (Sec. 26)**

- \$1,460,000 to support the SC Revolutionary War Sestercentennial Commission
- \$1,000,000 non-recurring for Historic Preservation and Community Development Grants
- \$100,000 non-recurring to support development of merchandise for the SC African American Heritage Commission's Green Book

**Arts Commission (Sec. 28)**

- \$19,000,000 non-recurring for the Greenville Cultural and Arts Center
- \$15,000,000 non-recurring for Sumter Opera House
- \$450,000 for Cultural and Arts Theatre Center Grants

**Economic Development and Natural Resources**

---

**Forestry Commission (Sec. 43)**

- \$2,000,000 in one-time funds to purchase firefighting equipment and expedite the replacement process

**Department of Agriculture (Sec. 44)**

- \$1,100,000 in one-time funds for the Federal Hemp Farming Program Compliance
- \$425,000 in one-time funds to purchase hemp testing equipment
- \$850,000 in one-time funds for increasing operating overhead costs

**Department of Natural Resources (Sec. 47)**

- \$706,066 for law enforcement officers' rank promotion and other personal services overtime
- \$597,204 in one-time funds for law enforcement overtime
- \$2,002,500 in one-time funds to relocate the Agency's Headquarters
- \$585,500 in one-time funds for the Marine Resources Research Lab Shoreline Stabilization
- \$2,995,000 in one-time funds for the Pee Dee and Broad River Basins State Water Plan

**Department of Parks, and Tourism (Sec. 49)**

- \$1,000,000 in one-time funds for the Hunting Island Lighthouse repairs
- \$500,000 in one-time funds for Charles Towne Landing Animal Forest enclosure repairs and upgrades
- \$500,000 in one-time funds for the Comfort/Rest Station renovations
- \$1,500,000 in one-time funds for Parks Revitalization Grants
- \$1,500,000 in one-time funds for Sports Marketing Grants

- \$15,000,000 in one-time funds for the Columbia Convention Center

**Department of Commerce (Sec. 50)**

- \$2,700,000 in one-time funds for the Closing Fund Program
- \$4,000,000 in one-time funds for the Locate SC Program
- \$123,205,312 in one-time funds for the Small Business Relief Grant Program

**South Carolina Conservation Bank (Sec. 53)**

- \$7,500,000 in one-time funds for the Conservation Bank Grant Fund

**Rural Infrastructure Authority (Sec. 54)**

- \$3,129,944 in one-time funds for the Rural Infrastructure Fund
- \$3,000,000 in one-time funds to establish the Water and Sewer Regionalization Fund

**State Ports Authority (Sec. 88)**

- \$5,000,000 in one-time allocations for the Jasper Ocean Terminal Port Facility Infrastructure Fund

Health and Social Services

---

**Department of Health and Human Services (Sec. 33)**

- \$10,000,000 for annualization;
- \$2,000,000 in one-time funds for medical contract grants

**Department of Mental Health (Sec. 35)**

- \$2,000,000 for the Sexually Violent Predator Program;
- \$5,000,000 for state veterans nursing homes;
- \$600,000 in one-time funds for recruitment for school mental health counselors;

**Department of Disabilities and Special Needs (Sec. 36)**

- \$2,000,000 for the South Carolina Genomic Medicine Initiative;
- \$1,808,437 in a transfer from the Department of Health and Human Services for first filled waiver slots

**Department of Alcohol and Other Drug Abuse Services (Sec. 37)**

- \$3,000,000 for sustainability of addiction crisis efforts

**Department of Social Services (Sec. 38)**

- \$20,000,000 in recurring and \$5,000,000 in one-time funding for Caring for South Carolina's Children

**Commission for the Blind (Sec. 39)**

- \$5,101,685 for complex renovations and improvements

**Department on Aging (Sec. 40)**

- \$778,706 in a transfer from the Department of Mental Health for Alzheimer's funding

**Higher Education**

---

**Commission on Higher Education (Sec. 11)**

- \$40,000,000 increase in lottery funding to support need-based grant awards
- \$750,000 in lottery funding for College Transition Program Scholarships

**Higher Education Tuition Grants Commission (Sec. 12)**

- \$10,000,000 increase in lottery funding to support grants for students at independent colleges and universities
- \$200,000 in non-recurring to purchase a new student information system

**The Citadel (Sec. 13)**

- \$2,769,530 from the Capital Reserve Fund for Maintenance and Care of State-Owned Assets

**Clemson University (Sec. 14)**

- 18,390,987 from the Capital Reserve Fund for Maintenance and Care of State-Owned Assets

**University of Charleston (Sec. 15)**

- \$7,449,765 from the Capital Reserve Fund for Maintenance and Care of State-Owned Assets

**Coastal Carolina University (Sec. 16)**

- \$6,001,232 from the Capital Reserve Fund for Maintenance and Care of State-Owned Assets

**Francis Marion University (Sec. 17)**

- \$4,553,869 from the Capital Reserve Fund for Maintenance and Care of State-Owned Assets

**Lander University (Sec. 18)**

- \$3,747,699 from the Capital Reserve Fund for Maintenance and Care of State-Owned Assets

**South Carolina State University (Sec. 19)**

- \$2,416,172 from the Capital Reserve Fund for Maintenance and Care of State-Owned Assets

**University of South Carolina (Sec. 20A)**

- \$24,691,754 from the Capital Reserve Fund for Maintenance and Care of State-Owned Assets

**University of South Carolina – Aiken Campus (Sec. 20B)**

- \$3,944,269 from the Capital Reserve Fund for Maintenance and Care of State-Owned Assets

**University of South Carolina – Upstate (Sec. 20C)**

- \$6,647,105 from the Capital Reserve Fund for Maintenance and Care of State-Owned Assets

**University of South Carolina – Beaufort Campus (Sec. 20D)**

- \$1,983,250 from the Capital Reserve Fund for Maintenance and Care of State-Owned Assets

**University of South Carolina – Lancaster Campus (Sec. 20E)**

- \$2,080,365 from the Capital Reserve Fund for Maintenance and Care of State-Owned Assets

**University of South Carolina – Salkehatchie Campus (Sec. 20F)**

- \$932,537 from the Capital Reserve Fund for Maintenance and Care of State-Owned Assets

**University of South Carolina – Sumter Campus (Sec. 20G)**

- \$1,564,369 from the Capital Reserve Fund for Maintenance and Care of State-Owned Assets

**University of South Carolina – Union Campus (20H)**

- \$1,164,209 from the Capital Reserve Fund for Maintenance and Care of State-Owned Assets

**Winthrop University (Sec. 21)**

- \$5,595,222 from the Capital Reserve Fund for Maintenance and Care of State-Owned Assets

**Medical University of South Carolina (Sec. 23)**

- \$2,478,185 from the Capital Reserve Fund for Maintenance and Care of State-Owned Assets

**State Board for Technical and Comprehensive Education (Sec. 25)**

- \$79,684,525 from the Capital Reserve Fund for Maintenance and Care of State-Owned Assets at the 16 technical colleges throughout the state
- \$9,167,126 in lottery funding for workforce development scholarships and grants

## Regulatory

---

### **Office of Regulatory Staff (Sec.73)**

- \$30,000,000 in one-time funding to expand Broadband access around the state

### **Department of Insurance (Sec.78)**

- \$800,000 and 4.00 FTEs for the Insurance Fraud Division

### **Department of Labor, Licensing and Regulation (Sec. 81)**

- \$250,000 in one-time funding for PTSD Treatment for firefighters
- \$280,000 in one-time funding for Local Fire Department Grants
- \$850,000 in one-time funding to purchase equipment for the Emergency Response Task Force
- \$200,760 in one-time funding for reimbursement of the Sumter Landfill Search

## Transportation

---

### **Department of Motor Vehicles (Sec. 82)**

- \$1,000,000 for an agencywide career pathing plan

### **Division of Aeronautics (Sec. 87)**

- \$20,000 in one-time funds for surplus equipment acquisition
- \$400,000 in one-time funds for roof repairs on facilities

## General Government

---

### **Office of Resiliency (Sec. 92D)**

- \$250,000 and 2.00 FTEs to establish the Office of the Chief Resiliency Officer

### **Department of Administration (Sec. 93)**

- \$312,750 and 3.00 FTEs to enhance the classification and compensation services provided by the Division of State Human Resources
- \$500,000 in one-time funds for the class and compensation services provided by the Division of State Human Resources
- \$500,000 for a budget development system in the Executive Budget Office
- \$6,198,000 for deferred maintenance for state owned buildings

### **Secretary of State (Sec. 96)**

- \$110,000 and 2.00 FTEs to support the Boards & Commissions functions in the office

### **State Treasurer (Sec. 98)**

- \$50,000 to fund administrative costs for Court Fines & Fees and Conviction Surcharges



**Statewide Employee Benefits (Sec. 106)**

- \$5,928,000 for the employer's share for the State Health Plan to maintain current level
- \$32,411,836 for 1% SCRS and PORS retirement increase.

**Capital Reserve Fund (Sec. 107)**

- \$7,489,446 to meet statutory funding requirements.

**Aid to Subdivisions – State Treasurer (Sec. 113)**

- \$5,937,014 to meet statutory funding requirements for the Local Government Fund.
- \$1,031,150 to meet formula funding requirements in Aid to Subdivisions

This page intentionally blank.



# Governor's Proviso Recommendations



GOVERNOR'S EXECUTIVE BUDGET PROVISO RECOMMENDATIONS

# / ACTION	TITLE / DESCRIPTION
<b>1.3</b>	<b>EFA Formula/Base Student Cost Inflation Factor</b>
Amend	<i>This proviso mandates the full implementation of the Education Finance Act and specifies the variables included in the Base Student Cost. This amendment aligns with EFA funding and maintains Base Student Cost at the same level after factoring in enrollment and inflation.</i>
<b>1.7</b>	<b>Governor's School for Science &amp; Math</b>
Delete	<i>This proviso allows for the Governor's School for Science &amp; Math to carry forward unexpended funds at the direction of their Board of Trustees. This proviso is recommended for deletion, to be moved to the new Section 10 for the Governor's School for Science &amp; Math.</i>
<b>1.21</b>	<b>Status Offenders/John de la Howe</b>
Delete	<i>This proviso distributes funds to John de la Howe to expand residential programs to include court ordered status offenders. Act 164 of 2020 amended the functions of John de la Howe and created the Governor's School for Agriculture at John de la Howe. This Executive Budget recommends deleting the proviso, as the funds should be transferred to the Governor's School for Agriculture at John de la Howe.</i>
<b>1.22</b>	<b>Governor's School Leave Policy</b>
Delete	<i>This proviso authorizes the Governor's Schools to promulgate administrative policies governing annual and sick leave for faculty and staff in compliance with their school calendars and instructional needs of students at both schools. Policy is to be approved by the Board of Directors. This proviso is recommended for deletion, to be moved to new Sections 9 and 10 for each of the Governor's Schools.</i>
<b>1.25</b>	<b>School District and Special Schools Flexibility</b>
Amend	<i>This proviso allows school districts and special schools flexibility to use various revenue sources as they deem appropriate to achieve student outcomes within specified parameters. This amendment removes references to 90<sup>th</sup> and 180<sup>th</sup> day student counts and replaces them with the 135<sup>th</sup> day count.</i>

1.28	<b>Governor's School for the Arts &amp; Humanities Carry Forward</b>
Delete	<i>This proviso allows for the Governor's School for Science &amp; Math to carry forward unexpended funds at the direction of their Board of Trustees. This proviso is recommended for deletion, to be moved to new Sections 9 and 10 for each of the Governor's Schools.</i>
1.29	<b>Governor's Schools' Fees</b>
Delete	<i>This proviso authorizes the Governor's Schools to charge, collect, expend and carry forward student fees as approved by their Board of Directors, establishes policies regarding the collection and publication of student fee schedules, and prohibits students from being denied admittance or participation due to financial inability to pay such fees. This proviso is recommended for deletion, to be moved to new Sections 9 and 10 for each of the Governor's Schools.</i>
1.32	<b>S.C. Governor's School for Arts &amp; Humanities Certified Teacher Designation</b>
Delete	<i>This proviso authorizes the Governor's School for Arts &amp; Humanities to employ non-certified classroom teachers teaching in the literary, visual and performing arts subject areas who are otherwise appropriately qualified. This proviso is recommended for deletion, to be moved to the new Section 9 for the Governor's School for Arts &amp; Humanities.</i>
1.44	<b>Governor's Schools Residency Requirement</b>
Delete	<i>This proviso requires parents of students at the Governor's Schools to prove that they are legal residents of South Carolina when their student applies to the school, and during the student's tenure at these schools. This proviso is recommended for deletion, to be moved to new Sections 9 and 10 for each of the Governor's Schools.</i>
1.46	<b>Student Health and Fitness</b>
Amend	<i>This proviso determines the percentage of Student Health and Fitness funds allocated to school districts for licensed nurses and physical education teachers. This amendment reduces the percentage to be allocated for physical education teachers from 21% to 17% at the request of the Department of Education, and to conform to increased funding for the program to include a full-time nurse at every school.</i>
1.56	<b>Full-Day 4K</b>
Amend	<i>This proviso specifies funding levels for public and private 4K providers. This amendment expands the full-day 4K program statewide, increases per pupil funding to \$4,800 per student and transportation funding to \$587 per student, and directs the expenditure of any carry forward funds.</i>
1.59	<b>Governor's Schools Informational Access to Students</b>
Delete	<i>This proviso allows the Governor's Schools to collaborate with individual schools and their staff to share information with students and families about their offerings. This proviso also details reporting requirements on this collaboration and requires the Governor's Schools to share information necessary to complete school report cards. This proviso is recommended for deletion, to be moved to new Sections 9 and 10 for each of the Governor's Schools.</i>

---

**1.60 Reading/Literacy Coaches**

Amend *This proviso sets the funding amount for school reading and literacy coaches for local school districts. This amendment directs the Department of Education to provide additional support for third-grade students based on the statewide English Language Arts assessment and allows unexpended funds to be expended for Summer Reading Camps.*

---

**1.63 South Carolina Community Development Block Grants for Education Pilot Program**

Delete *This proviso creates the Community Development Block Grants for Education Pilot Program at the Education Oversight Committee. This Executive Budget recommends deleting the proviso, as the funding source will no longer be available.*

---

**1.68 CDEPP Unexpended Funds**

Delete *This proviso directs the purposes for which unexpended CDEPP funds may be used. The Executive Budget recommends deleting the proviso, with certain provisions being incorporated into proviso 1.56.*

---

**1.69 Technology Technical Assistance**

Amend *This proviso allows the Department of Education to withhold up to \$350,000 of funds appropriated to the K-12 Technology Initiative to develop a statewide technology plan for schools and districts. This amendment requested by the Department of Education strikes references to the creation of a statewide technology plan, as it has been completed, and creates an annual reporting requirement.*

---

**1.70 Technology Technical Assistance**

Amend *This proviso requires the Department of Education to use funds appropriated for Technology Technical Assistance to increase the capacity of districts included in the Abbeville lawsuit. This amendment, requested by the Department of Education, allows for paper administration of assessments according to deadlines set by the Department.*

---

**1.73 Military Child Care Centers**

Delete *This proviso allows First Steps to extend 4K provider eligibility to military childcare settings regulated by the Department of Defense. The Executive Budget recommends deleting the proviso, with certain provisions being incorporated into proviso 1.56.*

---

**1.74 First Steps 4K Underserved Communities**

Delete *This proviso allows 4K providers to apply for one-time supplemental funding to expand their programming to ten or more CERDEP eligible children and outlines the purposes for which the additional funding must be used. The Executive Budget recommends deleting the proviso, with certain provisions being incorporated into proviso 1.56.*

---

<b>1.80</b>	<b>Safe Schools Initiative</b>
Amend	<i>This proviso requires all schools to create Threat Assessment Teams and School Safety plans and submit them to the Department of Education and directs the Department and South Carolina Law Enforcement Division (SLED) to suggest recommended statutory changes and cost estimates to improve school safety. At the request of the Department of Education, this amendment reflects the continuing operations of a threat assessment team at each school.</i>
<b>1.84</b>	<b>School Safety Program</b>
Delete	<i>This proviso directs funds appropriated in the School Safety Program to be used for hiring School Resource Officers. This proviso is recommended for deletion, as this Executive Budget re-allocates funds for this program to the Department of Public Safety.</i>
<b>1.87</b>	<b>Teacher Salaries/SE Average</b>
Amend	<i>This proviso establishes the southeastern average teacher salary, requires year of experience increases by districts, and directs the statewide teacher pay increase. This amendment updates the Southeastern average teacher salary and updates fiscal year references.</i>
<b>1.88</b>	<b>School District Hold Harmless</b>
Amend (Technical)	<i>This proviso holds harmless from the Fiscal Accountability Act any district that must use reserve funds to pay for teacher salary or step increases, if the Education Finance Act formula funding is not increased. This amendment is a fiscal year update.</i>
<b>1.89</b>	<b>Educational Services for Children with Disabilities</b>
Amend	<i>This proviso requires the Department of Education to work with other service providing agencies to report on whether children with disabilities are receiving the services they need and whether services or funding should be reformed. This amendment requires the report to include a specific focus on the impact of the coronavirus pandemic on children with special needs.</i>
<b>1.90</b>	<b>Reserve Suspension</b>
Delete	<i>This proviso suspends the cash reserve limitations of permanent statute for Dorchester County School District 2. The Executive Budget recommends the deletion of this proviso in accordance with the Governor's vetoes in the fiscal year 2019-20 Appropriations Bill.</i>
<b>1.91</b>	<b>Standards-Based Assessments Suspended</b>
Amend (Technical)	<i>This proviso suspends code sections requiring standardized testing for science in eighth grade and social studies in grades five and seven and directs the expenditure of savings from the assessment suspension. This amendment is a fiscal year update.</i>
<b>1.93</b>	<b>Master's Plus Thirty</b>
Amend (Technical)	<i>This proviso requires the Department of Education to process the Master's Plus Thirty certificate classification in the same manner as the prior fiscal year. This amendment is a fiscal year update.</i>

<b>1.94</b>	<b>COVID-19 Emergency Powers</b>
Delete	<i>This proviso was inserted in Act 135 of 2020 (Continuing Resolution) in order to grant emergency powers to the Superintendent of Education. This proviso is no longer necessary and can be deleted.</i>
<b>1.95</b>	<b>Anti-bullying</b>
Establish	<i>The Executive Budget recommends adding this new proviso requiring a school district to implement a policy that prohibits the unauthorized use of personal electronic communication devices by students during direct classroom instructional time by July 1, 2021 in order to receive increased funding for the base student cost.</i>
<b>1.96</b>	<b>Charter School Funding</b>
Establish	<i>This proviso establishes the per pupil General Fund dollars for charter schools authorized by the Public Charter School District or an Institution of Higher Education.</i>
<b>1A.7</b>	<b>Disbursements/Other Entities</b>
Amend	<i>This proviso directs the disbursement of EIA partnership funds to various state agencies. This amendment replaces references to the Comptroller General with the Executive Budget Office to align with actual practice.</i>
<b>1A.9</b>	<b>Teacher Supplies</b>
Amend	<i>This proviso directs the distribution of teacher supply funds. This amendment updates the fiscal year references, updates the statutory name for John de la Howe, and strikes the Felton Lab which is no longer in the category of special school.</i>
<b>1A.14</b>	<b>School District and Special Schools Flexibility</b>
Amend	<i>This proviso allows school districts and special schools flexibility to use various revenue sources as they deem appropriate to achieve student outcomes within specified parameters. This amendment removes references to 90<sup>th</sup> and 180<sup>th</sup> day student counts and replaces them with the 135<sup>th</sup> day count.</i>
<b>1A.29</b>	<b>Full-Day 4K</b>
Amend	<i>This proviso specifies funding levels for public and private 4K providers. This amendment expands the full-day 4K program statewide, increases per pupil funding to \$4,800 per student and transportation funding to \$587 per student, and directs the expenditure of any carry forward funds.</i>
<b>1A.36</b>	<b>Teacher Salaries/SE Average</b>
Amend	<i>This proviso establishes the southeastern average teacher salary, requires year of experience increases by districts, and directs the statewide teacher pay increase. This amendment updates the Southeastern average teacher salary and updates fiscal year references.</i>
<b>1A.42</b>	<b>Aid to Districts Draw Down</b>
Amend	<i>This proviso requires that, in order to draw down funds appropriated for Aid to Districts, school districts, Palmetto Unified District, and the Department of Juvenile Justice must work with local law enforcement agencies and have safety plans in place. This amendment adds fire safety plans and engagement with local fire marshals to the safety requirements.</i>



<b>1A.48</b>	<b>Public Charter Pupil Counts</b>
Amend	<i>This proviso directs charter schools to submit student attendance reports to the Department of Education, who is to submit them quarterly to designated legislative committees. This amendment, per the recommendation of the Department of Education, requires state charter school authorizers to report student enrollment directly to the legislature.</i>
<b>1A.49</b>	<b>South Carolina Public Charter School Funding</b>
Amend	<i>This proviso establishes the per pupil EIA funding for charter schools authorized by the Public Charter School District or an Institution of Higher Education. This amendment updates the fiscal year and deletes the reporting requirement by the EOC and reference to funds appropriated from Act 97 of 2017, as the report has been completed and funds have been expended.</i>
<b>1A.53</b>	<b>Reading/Literacy Coaches</b>
Amend	<i>This proviso sets the funding amount for school reading and literacy coaches for local school districts. This amendment directs the Department of Education to provide additional support for third-grade students based on the statewide English Language Arts assessment and allows unexpended funds to be expended for summer reading camps.</i>
<b>1A.55</b>	<b>4K Early Literacy Competencies Assessments</b>
Amend	<i>This proviso directs the implementation and funding of early learning assessments and professional development. This amendment conforms the proviso to the expansion of 4K statewide and allows school districts to use up to five days a year to administer the kindergarten readiness assessment.</i>
<b>1A.56</b>	<b>CDEPP Unexpended Funds</b>
Delete	<i>This proviso directs the purposes for which unexpended CDEPP funds may be used. The Executive Budget recommends deleting the proviso, with certain provisions being incorporated into proviso 1A.29.</i>
<b>1A.60</b>	<b>Low Achieving Schools</b>
Delete	<i>This proviso directs the use of funds appropriated to the Education Oversight Committee for Partnerships for Innovation. This proviso is recommended for deletion, as no funds are included in the Executive Budget for this purpose.</i>
<b>1A.63</b>	<b>Value-Added Accountability</b>
Delete	<i>This proviso directs the Department of Education to use the value-added system to calculate the magnitude of student progress at the school level for state and federal accountability. The Executive Budget recommends deletion of the proviso as the Department has the system under contract and its use is in permanent statute.</i>
<b>1A.66</b>	<b>McCormick County Schools</b>
Delete	<i>This proviso requires the Department of Revenue to redirect John de la Howe's EIA appropriations to McCormick County Schools. The Executive Budget recommends deleting this proviso, as the Governor's School for Agriculture at John de la Howe is operating with students enrolled.</i>

<b>1A.67</b>	<b>Grants Committee</b>
Amend	<i>This proviso directs the State Superintendent of Education to create a grants committee to invest in innovative programs and strategies to improve student outcomes. This amendment removes the requirement that projects funded in the prior year be given priority and adds the requirement that an independent evaluation be made of each grantee.</i>
<b>1A.69</b>	<b>Digital Learning Plan</b>
Amend	<i>This proviso directs the implementation of the second year of the digital learning pilot program for school makeup day administered by the EOC. This amendment makes EOC responsible for evaluating the impact and implementation of alternative instruction methods on student learning, as the pilot program is now being operated by the Department of Education.</i>
<b>1A.70</b>	<b>School Safety Program</b>
Delete	<i>This proviso directs funds appropriated in the School Safety Program to be used for hiring School Resource Officers. This proviso is recommended for deletion, as this Executive Budget re-allocates funds for this program to the Department of Public Safety.</i>
<b>1A.71</b>	<b>Teacher Recruitment Program</b>
Amend (Technical)	<i>This proviso directs the funding and reporting requirements of the Teacher Recruitment Program. This amendment is a fiscal year update.</i>
<b>1A.72</b>	<b>Bridge Program</b>
Amend (Technical)	<i>This proviso directs \$1.4 million to SC State University for a Bridge program to recruit minority high school students into the teaching profession. This amendment is a fiscal year update.</i>
<b>1A.73</b>	<b>K-12 Computer Science Plan</b>
Establish	<i>The Executive Budget recommends adding this new proviso directing the Department of Education to develop and the State Board of Education to approve a state K-12 Computer Science plan.</i>
<b>1A.74</b>	<b>School Nurses</b>
Establish	<i>This proviso determines the percentage of Student Health and Fitness funds allocated to school districts that are to be used for licensed nurses and for physical education teachers.</i>
<b>1A.75</b>	<b>National Student Clearinghouse</b>
Establish	<i>This proviso directs that state to utilize funds to utilize the services of the National Student Clearinghouse, as appropriated to the Revenue and Fiscal Affairs Office in this Executive Budget.</i>
<b>3.1</b>	<b>Audit</b>
Amend (Technical)	<i>This proviso requires the development of procedures to ensure that lottery proceeds are expended in accordance with law. The Executive Budget recommends updating the fiscal year.</i>
<b>3.4</b>	<b>FY 2021-22 Lottery Funding</b>
Amend	<i>This proviso directs the allocation of the FY 2021-22 lottery revenues.</i>

7.1	<b>Status Offender Carry Forward</b>	Delete	<i>This proviso allowed John de la Howe to carry forward funds appropriated to expand residential programs to include court ordered status offenders. Act 164 of 2020 amended the functions of John de la Howe and created the Governor’s School for Agriculture at John de la Howe. This Executive Budget recommends deleting the proviso, as the funds should be transferred to the Governor’s School for Agriculture at John de la Howe.</i>
7.4	<b>Reduction in Force Carry Forward</b>	Delete	<i>This proviso allowed John de la Howe to carry forward unexpended funds resulting from their August 2018 Reduction in Force. This proviso is no longer needed and is recommended for deletion.</i>
9.1	<b>Governor's School Leave Policy</b>	Establish	<i>This proviso authorizes the Governor’s School for the Arts &amp; Humanities to promulgate administrative policies governing annual and sick leave for faculty and staff in compliance with their school calendars and instructional needs of students at both schools. Policy is to be approved by the Board of Directors.</i>
9.2	<b>Governor's School for the Arts &amp; Humanities Carry Forward</b>	Establish	<i>This proviso allows the Governor’s School for the Arts &amp; Humanities to carry forward and expend any unexpended funds that were appropriated to the school or generated by the school, pursuant to the discretion of their Board of Trustees.</i>
9.3	<b>Governor's School’s Fees</b>	Establish	<i>This proviso authorizes the Governor’s School for Arts &amp; Humanities to charge, collect, expend and carry forward student fees as approved by their Board of Directors, establishes policies regarding the collection and publication of student fee schedules, and prohibits students from being denied admittance or participation due to financial inability to pay such fees.</i>
9.4	<b>SCGSAH Certified Teacher Designation</b>	Establish	<i>This proviso authorizes the Governor’s School for Arts &amp; Humanities to employ non-certified classroom teachers teaching in the literary, visual and performing arts subject areas who are otherwise appropriately qualified.</i>
9.5	<b>Governor's School Residency Requirement</b>	Establish	<i>This proviso requires parents of students at the Governor’s School for Arts &amp; Humanities to prove that they are legal residents of South Carolina when their student applies to the school, and during the student’s tenure at the school.</i>
9.6	<b>Governor's School Informational Access to Students</b>	Establish	<i>This proviso allows the Governor’s School for Arts &amp; Humanities to collaborate with individual schools and their staff to share information with students and families about their offerings. This proviso also details reporting requirements on this collaboration and requires the Governor’s school to share information necessary to complete school report cards.</i>

<b>10.1</b>	<b>Governor's School for Science &amp; Math</b>	
Establish		<i>This proviso allows for the Governor's School for Science &amp; Math to carry forward unexpended funds at the direction of their Board of Trustees.</i>
<b>10.2</b>	<b>Governor's School Leave Policy</b>	
Establish		<i>This proviso authorizes the Governor's School for Science &amp; Math to promulgate administrative policies governing annual and sick leave for faculty and staff in compliance with their school calendars and instructional needs of students at both schools. Policy is to be approved by the Board of Directors.</i>
<b>10.3</b>	<b>Governor's School's Fees</b>	
Establish		<i>This proviso authorizes the Governor's School for Science &amp; Math to charge, collect, expend and carry forward student fees as approved by their Board of Directors, establishes policies regarding the collection and publication of student fee schedules, and prohibits students from being denied admittance or participation due to financial inability to pay such fees.</i>
<b>10.4</b>	<b>Governor's School Residency Requirement</b>	
Establish		<i>This proviso requires parents of students at the Governor's School for Science &amp; Math to prove that they are legal residents of South Carolina when their student applies to the school, and during the student's tenure at the school.</i>
<b>10.5</b>	<b>Governor's School Informational Access to Students</b>	
Establish		<i>This proviso allows the Governor's School for Science &amp; Math to collaborate with individual schools and their staff to share information with students and families about their offerings. This proviso also details reporting requirements on this collaboration and requires the Governor's school to share information necessary to complete school report cards.</i>
<b>11.18</b>	<b>Suspend Governor's Professor of the Year Award</b>	
Amend (Technical)		<i>This proviso suspends the Governor's Professor of the Year Award. This amendment updates the fiscal year reference.</i>
<b>11.20</b>	<b>Grant Authorization Adjustment</b>	
Establish		<i>The Executive Budget recommends adding this new proviso allowing the Commission on Higher Education to receive increased other funds authorization to expend grant awards received during the year with proper documentation to the Executive Budget Office and reporting to the legislative appropriations committees.</i>
<b>25.5</b>	<b>Aeronautics Training Center</b>	
Delete		<i>This proviso allows for funds appropriated for the S.C. Aeronautics Training Center to be carried forward and utilized for the same purpose. This proviso is recommended for deletion, as it is no longer needed.</i>
<b>25.6</b>	<b>Florence Darlington Fund Repurpose</b>	
Delete		<i>The Executive Budget recommends deleting this proviso redirecting previously appropriated funds for Florence Darlington Technical College as it is no longer needed.</i>

<b>25.7</b>	<b>Health Science Capital Project</b>
Delete	<i>The Executive Budget recommends deleting this proviso allowing for the redirection of funds from the New River Workforce Development Center to the Health Science capital project as it is no longer needed.</i>
<b>25.8</b>	<b>Tech Awareness and Education</b>
Delete	<i>The Executive Budget recommends deleting this proviso authorizing the Board for Technical and Comprehensive Education to expend \$500,000 to enhance awareness and perception of technical college education as it is no longer needed.</i>
<b>25.9</b>	<b>Northeastern Tech Repurpose</b>
Delete	<i>The Executive Budget recommends deleting this proviso redirecting previously appropriated funds for Northeastern Technical College as it is no longer needed.</i>
<b>26.1</b>	<b>Use of Proceeds</b>
Delete	<i>The Executive Budget recommends deleting this proviso which instructs that the revenues collected from numerous agency activities be placed in a special account and specifies what these proceeds can be used for by the agency as it is no longer needed with passage of Act 171 of 2020.</i>
<b>26.2</b>	<b>Disposal of Materials</b>
Delete	<i>The Executive Budget recommends deleting this proviso authorizing Archives and History to sell certain items with the approval of their commission in a manner other than public auction when necessary as it is no longer needed with passage of Act 171 of 2020.</i>
<b>26.3</b>	<b>Historic Preservation and Community Development Grants</b>
Establish	<i>The Executive Budget recommends adding this proviso creating a grants committee at the Department of Archives and History, setting criteria for grant awards, and requiring external evaluation of grantees.</i>
<b>28.6</b>	<b>Cultural Arts and Theater Center Grants</b>
Establish	<i>The Executive Budget recommends adding this proviso creating a grants committee at the Arts Commission, setting criteria for grant awards, and requiring external evaluation of grantees.</i>
<b>33.23</b>	<b>BabyNet Compliance</b>
Amend (Technical)	<i>This proviso requires the Department of Health and Human Services to report to the Governor, the Chairman of the Senate Finance Committee, and the Chairman of the House Ways and Means Committee on the status of the Department's efforts to bring the BabyNet program into compliance with federal requirements. This amendment will update the fiscal year language of the proviso.</i>

<b>33.24</b>	<b>Personal Emergency Response System</b>
Delete	<i>The proviso requires the department to develop one or more Requests for Proposals, to provide for Personal Emergency Response Systems (PERS) to be issued to Medicaid recipients pursuant to the department's Medicaid Home and Community-based waiver. The proviso also gives guidance regarding required system capability and service. The Executive Budget recommends the deletion of this proviso in accordance with the governor's vetoes in the FY 2019-20 Appropriations Bill.</i>
<b>33.26</b>	<b>Medical Contract Grants</b>
Establish	<i>The Executive Budget recommends adding this proviso creating a grants committee at the Department of Health and Human Services, setting criteria for grant awards, and requiring external evaluation of grantees.</i>
<b>33.27</b>	<b>Defunding Planned Parenthood</b>
Establish	<i>This proviso prohibits the Department of Health and Human Services from accepting federal funding for family planning. The agency is also given guidance regarding the prohibition of appropriating state funds for family planning that directly or indirectly subsidizes abortion services, procedures, or administrative functions. An otherwise qualified organization may not be disqualified from receipt of these funds because of its affiliation with an organization that provides abortion services, provided that the affiliated organization that provides abortion services is independent of the qualified organization. The Executive Budget recommends the establishment of this proviso.</i>
<b>34.50</b>	<b>Ocean Water Quality Outfall Initiative</b>
Delete	<i>This proviso directs funds appropriated for the Beach Renourishment Fund be made available as state matching funds for Horry County Ocean Water Quality Outfall Initiatives. All funds associated with this proviso have been dispersed.</i>
<b>34.52</b>	<b>Hazardous Waste Fund County Account</b>
Delete	<i>This proviso requires funds in each county's Hazardous Waste Fund County Account to be released by the State Treasurer, upon the written request of a majority of the county's legislative delegation representing the economically depressed area of the county, and shall be used for infrastructure within the economically depressed area of that county. The Executive Budget recommends the deletion of this proviso in accordance with the governor's vetoes in the FY 2019-20 Appropriations Bill.</i>
<b>34.54</b>	<b>State Trauma Registry</b>
Amend (Technical)	<i>This proviso directs that all state verified trauma centers are required to submit relevant patient care data through the State Trauma Registry. The Department of Health and Environmental Control is required to develop policies and regulations to ensure the data is collected. The Executive Budget recommends updating the date referenced in the proviso.</i>
<b>34.56</b>	<b>Reimbursement of Expenditures</b>
Establish	<i>The Executive Budget recommends adding this proviso authorizing the Department of Health and Environmental Control to use funds received in the current year as reimbursement of expenses incurred in the current or prior fiscal year.</i>

<b>34.57</b>	<b>Organizations Receiving State Appropriations</b>
Establish	<i>The Executive Budget recommends adding this proviso allowing for the Department of Health and Environmental Control to reduce funding in provisos that direct specific appropriations to other entities in the event of a mid-year reduction, up to the specified reduction amount.</i>
<b>35.3</b>	<b>Alzheimer's Funding</b>
Delete	<i>This proviso requires the Department of Mental Health to expend funds for the Community Mental Health Center on contractual services for Alzheimer's patient respite care and diagnostic services. The Executive Budget recommends deleting this proviso and establishes a new proviso at the Department on Aging.</i>
<b>35.11</b>	<b>Fitness to Stand Trial</b>
Establish	<i>The Executive Budget recommends adding this proviso allowing for the Department of Mental Health to initiate a pilot program to determine the efficacy and cost-effectiveness of providing restoration treatment to defendants in a detention center, as an alternative to the current requirement in subsection (3) of Section 44-23-430 that the defendant be hospitalized for the restoration treatment.</i>
<b>35.12</b>	<b>Recruitment Bonuses</b>
Establish	<i>The Executive Budget recommends adding this proviso directing the Department of Mental Health to administer the recruitment bonus program for school based mental health counselors.</i>
<b>36.14</b>	<b>Beaufort DSN Facility</b>
Amend (Technical)	<i>This proviso authorizes the Department of Disabilities and Special Needs to retain the full amount of proceeds from the sale of the local Disabilities and Special Needs Board of Beaufort County property and use the proceeds to purchase a new property for the local Disabilities and Special Needs Board in Beaufort County that more appropriately meets the needs of the individuals served. This amendment will update the fiscal year language of the proviso.</i>
<b>38.1</b>	<b>Fee Retention</b>
Amend	<i>This proviso permits the Department of Social Services to use overpayments from child support collections above \$800,000 to support the collection efforts. The amendment permits the agency to keep the full amount of overpayments and to use them to fund data security and child support operations.</i>
<b>38.14</b>	<b>Family Foster Care Payments</b>
Amend	<i>This proviso dictates payments to foster families for the care of foster children. This amendment increases the payments for ages 0-5 from \$500 to \$605; ages 6-12 from \$523 to \$708; and ages 13 and over from \$589 to \$747.</i>
<b>38.17</b>	<b>Child Support Enforcement System</b>
Delete	<i>This proviso outlines how the Department of Social Services reports on funds appropriated for the development of the Child Support Enforcement System. The Executive Budget recommends deleting this proviso as the system has been implemented.</i>

<b>38.24</b>	<b>Internal Child Fatality Review Committees</b>
Amend (Technical)	<i>This proviso directs the Department of Social Services to create and fund Internal Child Fatality Review Committees. This amendment will update the fiscal year reference.</i>
<b>38.29</b>	<b>Foster Care Child Placements</b>
Delete	<i>This proviso gives specific direction to the Department of Social Services regarding measures they are to implement in the foster care placement process. The Executive Budget recommends the deletion of this proviso in accordance with the governor's vetoes in the FY 2019-20 Appropriations Bill.</i>
<b>38.30</b>	<b>Comprehensive Child Welfare Information System</b>
Delete	<i>This proviso directs the Department of Social Services to use a portion of the recurring funds appropriated to the Department to issue a request for proposal for a vendor to implement a comprehensive case management data and analysis system. The requirements of the proviso have been met and the Executive Budget recommends the deletion of this proviso pursuant to a recommendation by the Department.</i>
<b>38.33</b>	<b>Faith-Based Private Child Placing Agencies</b>
Establish	<i>This proviso directs the Department of Social Services regarding faith-based child placing agencies.</i>
<b>40.1</b>	<b>State Matching Funds Carry Forward</b>
Amend (Technical)	<i>This proviso permits any unexpended balance of the required state matching funds appropriated in Part IA, Section 40, Distribution to Subdivisions, to be carried forward into the current fiscal year to be used as required state match for federal funds awarded to subdivisions. The Executive Budget recommends changing "Distribution to Subdivision" to "Aging Assistance" to align with the agency's current budget structure.</i>
<b>40.2</b>	<b>State Match Funding Formula</b>
Amend (Technical)	<i>This proviso directs the Department on Aging to use the first allocation of funds under "Distribution to Subdivisions" for the provision of required state matching funds according to the Department's formula for distributing Older Americans Act funds. The Executive Budget recommends changing "Distribution to Subdivision" to "Aging Assistance" to align with the Appropriations Act.</i>
<b>40.5</b>	<b>Home and Community Based Services</b>
Amend (Technical)	<i>The proviso calls for state funds appropriated for Home and Community-Based Services to be used to fund services that most directly meet the goal of allowing seniors to live safely and independently at home. The Executive budget recommends amending the proviso by striking (formerly Home Care Level I) and (formerly Home Care Level II) and changing "Interstate" to "Intrastate."</i>
<b>40.9</b>	<b>Alzheimer's Funding</b>
Establish	<i>The Executive Budget recommends adding this proviso directing the Department on Aging to use \$778,706 for contractual services to provide respite care and diagnostic services to those who qualify as determined by the Alzheimer's Disease and Related Disorders Association.</i>



<b>41.2</b>	<b>Guardian Ad Litem Program</b>	Amend	<i>This proviso requires both the program and the funds appropriated to the Department of Children's Advocacy Guardian ad Litem Program to be administered separately from other programs and must be expended for the exclusive use of the Guardian ad Litem program. The Department of Revenue is also directed to reduce the rate of interest paid on eligible refunds by two percentage points. The revenue resulting from this reduction will be used for operations of the Guardian ad Litem program. This amendment grants the Department of Children's Advocacy greater flexibility in expending this revenue in support of the Guardian Ad Litem program.</i>
<b>43.5</b>	<b>Sale of Promotional Items</b>	Establish	<i>The Executive Budget recommends adding this proviso authorizing the Forestry Commission to retain revenues received through the sale of promotional items and use for operations. Unexpended funds can be carried forward and used for the same purpose.</i>
<b>47.14</b>	<b>Waterfowl Impoundments Projects</b>	Establish	<i>The Executive Budget recommends adding this proviso authorizing the Department of Natural Resources to enter into agreements with qualified not-for-profit entities that possess specialized knowledge and skills necessary to plan, develop, construct, improve and/or maintain waterfowl impoundments owned or managed by the Department.</i>
<b>49.14</b>	<b>Beach Access</b>	Delete	<i>This proviso directs the Department of Parks, Recreation &amp; Tourism to open pedestrian, non-motorized vehicular and golf cart ingress and egress to Myrtle Beach State Park at the intersection of U.S. Highway 17 and Center South Road in Myrtle Beach. The Executive Budget recommends deleting this proviso as it is no longer needed.</i>
<b>49.18</b>	<b>State Park Employee Housing</b>	Establish	<i>The Executive Budget recommends adding this proviso allowing employees of the Department of Parks, Recreation and Tourism's State Park Service to make deductions from their compensation for rental payments if their residential housing is located within a South Carolina State Park.</i>
<b>49.19</b>	<b>Local Parks Revitalization Grants</b>	Establish	<i>The Executive Budget recommends adding this proviso creating a grants committee at the Department of Parks, Recreation and Tourism, setting criteria for grant awards, and requiring external evaluation of grantees.</i>
<b>49.20</b>	<b>Sports Marketing Grants</b>	Establish	<i>The Executive Budget recommends adding this proviso creating a grants committee at the Department of Parks, Recreation and Tourism, setting criteria for grant awards, and requiring external evaluation of grantees.</i>

<b>50.22</b>	<b>Small Business Grant Program</b>
Establish	<i>The Executive Budget recommends adding this proviso to create the Small Business Enterprise Grant Program at the Department of Commerce, to assist qualifying small businesses that have been impacted by COVID-19.</i>
<b>52.2</b>	<b>Clamagore Reef</b>
Delete	<i>This proviso directs Patriots Point to utilize the \$1,000,000 appropriated in Act No. 286 of 2014 by Proviso 118.16, Item (9) for the Medal of Honor Museum for the USS Clamagore Veteran Memorial Reef. The Executive Budget recommends deleting this proviso as it is no longer needed.</i>
<b>53.1</b>	<b>Conservation Grant Funding Carry forward Authority</b>
Establish	<i>The Executive Budget recommends adding this proviso authorizing the Conservation Bank to carry forward Conservation Bank trust funds into the next fiscal year for the same purpose.</i>
<b>60.4</b>	<b>Solicitor Carry Forward</b>
Amend	<i>The Executive Budget recommends amending this proviso to permit the Prosecution Coordination Commission to carry forward agency operating funds into the next fiscal year for the same purpose.</i>
<b>60.13</b>	<b>Exemption for Pass-Through Funding</b>
Establish	<i>The Executive Budget recommends adding this proviso exempting pass-through funding at the Prosecution Coordination Commission from being included in any budget reduction calculations.</i>
<b>60.14</b>	<b>Solicitor Technology Funding Distribution</b>
Establish	<i>The Executive Budget Recommends adding this proviso directing the Prosecution Coordination Commission to disburse funding provided for case management systems pro-rata to each of the judicial circuits.</i>
<b>61.4</b>	<b>S.C. Appellate Court Rule 608 Appointments</b>
Amend	<i>This proviso authorizes the Commission on Indigent Defense to utilize funds from the death penalty trial fund to hire attorneys to provide representation in capital litigation cases. This amendment extends this authority to the hiring of support personnel for Rule 608 attorneys.</i>
<b>61.11</b>	<b>Capital Case Contract Attorneys</b>
Amend	<i>This proviso outlines payments for capital attorneys. This amendment permits the Commission on Indigent Defense to use funding for capital attorneys to pay for support services for the capital attorneys.</i>
<b>62.23</b>	<b>First Responder PTSD Treatment</b>
Establish	<i>The Executive Budget recommends adding this proviso directing the South Carolina Law Enforcement Division (SLED) to distribute funds to the SLED Assistance Program to reimburse law enforcement officers who incur mental injury as a result of a critical incident during the scope of employment.</i>

<b>63.8</b>	<b>S.C. Law Enforcement Officers Hall of Fame Donations</b>
Establish	<i>The Executive Budget recommends adding this proviso permitting the Department of Public Safety to carry forward all donations made to the Law Enforcement Officers Hall of Fame for use for the same purpose.</i>
<b>63.9</b>	<b>Local Law Enforcement Grants</b>
Establish	<i>The Executive Budget recommends adding this proviso creating a grants committee at the Department of Public Safety, setting criteria for grant awards, and requiring external evaluation of grantees.</i>
<b>63.10</b>	<b>School Safety Program and School Resource Officers</b>
Establish	<i>This proviso directs funds appropriated in the School Safety Program to be used for hiring school resource officers. The amendment requires local law enforcement agencies to report the number of officers hired by district and by school on a quarterly basis.</i>
<b>65.30</b>	<b>Safety &amp; Security</b>
Establish	<i>The Executive Budget recommends adding this proviso to authorize the Department of Corrections to carry forward unexpended funds to be used for deferred maintenance and security upgrades.</i>
<b>67.12</b>	<b>Local District Effort</b>
Delete	<i>This proviso requires the home school districts to transfer funds to the Department of Juvenile Justice for every child in the Department's care. The Executive Budget recommends deleting this proviso as requested by the Department.</i>
<b>71.6</b>	<b>Division of Small and Minority Business Contracting and Certification</b>
Establish	<i>The Executive Budget recommends adding this proviso moving the Division of Small and Minority Business Contracting and Certification and related employees and appropriations from the Department of Administration to the Commission for Minority Affairs.</i>
<b>73.6</b>	<b>Broadband Infrastructure Program</b>
Establish	<i>The Executive Budget recommends adding this proviso directing the Office of Regulatory Staff to continue funding the Broadband Infrastructure Program as structured in Act 154 of 2020. Expansion of infrastructure will emphasize services to rural communities and communities with a lack of access to broadband service.</i>
<b>78.4</b>	<b>Insurance Fraud</b>
Establish	<i>The Executive Budget recommends adding this proviso authorizing the Department of Insurance to retain and use up to ten percent of fees collected to combat and prosecute insurance fraud cases.</i>

<b>81.13</b>	<b>First Responder PTSD Treatment</b>
Establish	<i>The Executive Budget recommends adding this proviso directing the Department of Labor, Licensing and Regulation to distribute funds to the South Carolina Firefighter Assistance Support Team (FAST) to reimburse firefighters and emergency medical technicians who incur mental injury as a result of a critical incident during the scope of employment.</i>
<b>81.14</b>	<b>Local Fire Department Grants</b>
Establish	<i>The Executive Budget recommends adding this proviso creating a grants committee at the Department of Labor, Licensing and Regulation, setting criteria for grant awards, and requiring external evaluation of grantees.</i>
<b>81.15</b>	<b>Compensatory Payment</b>
Establish	<i>The Executive Budget recommends adding this proviso authorizing exempt employees of the Department of Labor, Licensing and Regulation, State Fire Division to be paid for actual hours worked during a state of emergency declared by the governor.</i>
<b>82.2</b>	<b>Cost Recovery Fee/Sale of Photos or Digitized Images</b>
Amend	<i>This proviso allows the Department of Motor Vehicles to collect and retain fees for various deliverables and prohibits the sale of driver's license or personal identification card images to private parties. The Executive Budget recommends amending this proviso to allow the agency to collect and retain fees for Freedom of Information Act (FOIA) requests.</i>
<b>82.3</b>	<b>Driver's Privacy Protection Act (DPPA) Compliance Audit</b>
Amend	<i>This proviso allows the Department of Motor Vehicles to charge fees to defray the costs associated with auditing and enforcing compliance of laws pertaining to personal information for customers receiving information disseminated by the Department. The Executive Budget recommends amending the proviso to remove language referencing the Comptroller General's Office.</i>
<b>82.7</b>	<b>Phoenix III Migration Pilot</b>
Delete	<i>This proviso allows the Department of Motor Vehicles to utilize the remainder of earmarked funds for the Phoenix project. The Executive Budget recommends deleting this proviso as it is no longer needed.</i>
<b>82.8</b>	<b>Real ID</b>
Amend	<i>This proviso grants the Department of Motor Vehicles the flexibility to spend any remaining cash, except funds designated for the Phoenix project, on Real ID implementation. The Executive Budget recommends amending this proviso to update the fiscal year reference and to remove language exempting the Phoenix III funds.</i>
<b>82.10</b>	<b>Minor Identification Card Fees</b>
Amend	<i>This proviso allows the Department of Motor Vehicles to waive the \$5 fee for individuals under the age of 17, if issuance is through an established partnership with a state or federal agency. The Executive Budget recommends amending this proviso to allow the fee to be waived for individuals of all ages.</i>

<b>82.11</b>	<b>Temporary License Plate Revenue Direction</b>
Establish	<i>The Executive Budget recommends adding this proviso allowing the Department of Motor Vehicles to retain and use the revenue collected from trackable temporary license plates.</i>
<b>83.5</b>	<b>Unemployment Insurance (UI) Tax System Modernization</b>
Amend	<i>This proviso allows the Department of Employment and Workforce to dispose of unused property which has federal equity and, in compliance with the Reed Act, use the funds for the Unemployment Insurance program. This amendment decreases the amount of funds authorized (resulting from disposition of property) to be used for the Unemployment Insurance program's tax system modernization as requested by the agency.</i>
<b>83.6</b>	<b>Employment Training Outcomes Data Sharing</b>
Amend	<i>This proviso requires the integration of data for the improvement of employment assessment outcomes by various providers and allows the Department of Employment and Workforce to charge for providing employment related data to state agency recipients. The Executive Budget recommends removing language exempting the Department of Commerce from being charged for data sharing, which conforms the language to federal law.</i>
<b>84.15</b>	<b>Compensatory Payment</b>
Establish	<i>The Executive Budget recommends adding this proviso to allow the Department of Transportation to exempt employees to be paid for actual hours worked in lieu of accruing compensatory time during a state of emergency declared by the governor.</i>
<b>84.16</b>	<b>Non-Federal Aid Highway fund</b>
Establish	<i>The Executive Budget recommends adding this proviso clarifying the language on the use of funds from Act 176, so that funds may be used to repair and maintain the existing highway system, consistent with the language of the Infrastructure Maintenance Trust Fund established in Act 40 of 2017.</i>
<b>87.6</b>	<b>Aircraft acquisition through the Department of Defense Surplus Equipment Program</b>
Establish	<i>The Executive Budget recommends adding this new proviso authorizing the Division of Aeronautics to acquire aircraft for state service through the Department of Defense Surplus Equipment Program without meeting the requirements set forth in Section 1-11-405 and as long as the aircraft can be used to meet the typical mission requirements of the Division's operations.</i>
<b>88.1</b>	<b>Charleston Cooper River Bridge Project</b>
Amend (Technical)	<i>This proviso directs the State Ports Authority to pay the State Transportation Infrastructure Bank \$1,000,000 to continue the Charleston Cooper River Bridge Project. The Executive Budget recommends updating the fiscal year reference.</i>

<b>88.5</b>	<b>Jasper Ocean Terminal Permitting</b>
Delete	<i>This proviso directs that any funds appropriated to the State Ports Authority for the Jasper Ocean Terminal shall be utilized for activities approved and directed by the Joint Venture Governing Board and associated with advancing the project during the upcoming fiscal year. In FY 2019-20, the proviso also directed the State Ports Authority to utilize not more than \$5,000,000 for the purchase of real property at the Sherwood Plantation. The Executive Budget recommends deleting this proviso and consolidating with proviso 88.6 to create a new proviso.</i>
<b>88.6</b>	<b>Jasper Ocean Terminal Port Facility Infrastructure Fund</b>
Delete	<i>This proviso provides carry forward authority for funds appropriated for the Jasper Ocean Terminal Port Facility. The Executive Budget recommends deleting this proviso and consolidating with proviso 88.5 to create a new proviso.</i>
<b>88.7</b>	<b>Jasper Ocean Terminal Port Facility Infrastructure Fund</b>
Establish	<i>The Executive Budget recommends adding this proviso to allow the State Ports Authority to maintain the Jasper Ocean Terminal Port Facility Infrastructure Fund. This fund must be used exclusively by the State Ports Authority for capital infrastructure expenditures supporting the development of the Jasper Ocean Terminal Port facility and shall be carried forward and used for the same purpose.</i>
<b>91.23</b>	<b>Technology Panel</b>
Amend (Technical)	<i>This proviso directs the K-12 Technology Panel Initiative partnership to submit an annual report detailing the expenditure of K-12 Technology funds. The Executive Budget recommends amending this proviso to update the fiscal year reference.</i>
<b>93.2</b>	<b>State House Operation &amp; Maintenance Account</b>
Amend	<i>This proviso directs the Department of Administration to maintain a separate account for funds appropriated for State House maintenance, operations, and renovations. The Executive Budget recommends amending this proviso to update the account reference to “Capitol Complex and Mansion” as requested by the Department.</i>
<b>96.1</b>	<b>Uniform Commercial Code (UCC) Filing Fees</b>
Amend	<i>This proviso allows the Secretary of State to retain up to \$180,000 of UCC filing fees for administration of the UCC program. This amendment increases the amount the agency is allowed to retain to \$250,000.</i>
<b>96.4</b>	<b>Charity Fine Revenue</b>
Establish	<i>The Executive Budget recommends adding this proviso to increase the amount of charity fines the Secretary of State is authorized to retain from \$200,000 to \$300,000.</i>
<b>96.5</b>	<b>Boards &amp; Commissions</b>
Establish	<i>This proviso directs funds appropriated to the Secretary of State’s Office be used for the processing and maintaining of appointments to local, municipal, county and statewide boards and commissions.</i>

<b>97.4</b>	<b>Unemployment Compensation Fund Administration</b>
Amend	<i>Currently this proviso allows the Comptroller General's Office to retain the lesser of 2% or \$200,000 of the Unemployment Compensation Fund balance for administration of the program. The Executive Budget strikes the "lesser of 2%" so that the retained amount becomes \$200,000.</i>
<b>100.13</b>	<b>National or State Guard State Active Duty</b>
Amend	<i>This proviso requires \$500,000 from the general fund to be set aside to cover costs incurred by the Adjutant General in the event the SC National Guard or State Guard is activated during a declared emergency. This amendment increases the amount set aside to \$1,000,000.</i>
<b>102.12</b>	<b>Match for Additional HAVA Funds</b>
Amend	<i>This proviso authorizes the State Election Commission to utilize funds appropriated for primary and general elections and voting system refurbishments to provide the state match should Help America Vote Act (HAVA) federal funds become available. This amendment deletes the reference to voting system refurbishment as a new voting system has been implemented.</i>
<b>102.13</b>	<b>Third Party Consultant</b>
Delete	<i>This proviso directs the State Election Commission to expend funds to contract for a third-party consultant to advise the Richland County Election Commission on the conduct of elections. The Executive Budget recommends deleting this proviso.</i>
<b>103.6</b>	<b>NG911 Strategic Plan</b>
Delete	<i>This proviso directs the Revenue and Fiscal Affairs Office to expend \$150,000 to develop a statewide NG911 strategic plan. The Executive Budget recommends deleting this proviso as the strategic plan has been developed.</i>
<b>106.2</b>	<b>Suspend SCRS &amp; PORS Employer Contribution Rate Increase</b>
Amend	<i>This proviso suspends the increase in the employer contribution rate imposed by Section 9-1-1085 and Section 9-11-225 for Fiscal Year 2021-2022. The employer contribution rate for the South Carolina Retirement Systems and the Police Officers Retirement Systems, expressed as a percentage of earnable compensation, will increase by 1% for Fiscal Year 2021-2022 instead of 2%.</i>
<b>108.3</b>	<b>Health Plan Tobacco User Differential</b>
Amend	<i>This proviso authorizes the Public Employee Benefit Authority (PEBA) to charge a tobacco surcharge to health plan members who utilize tobacco products. The proviso is amended to authorize PEBA to charge a surcharge on e-cigarette users in addition to tobacco users.</i>
<b>108.6</b>	<b>State Health Plan</b>
Amend	<i>This proviso establishes the employer and subscriber premiums for the State Health Plan. This amendment updates the date references to ensure employer and subscriber premiums remain the same for Plan Year 2022 as in Plan Year 2021.</i>

<b>108.12</b>	<b>South Carolina Retirement Systems</b>
Establish	<i>The Executive Budget recommends adding this proviso to close the South Carolina Retirement System to new enrollees effective December 31, 2021 and directs all new enrollees to join the State Optional Retirement Plan.</i>
<b>108.13</b>	<b>Earnings Limitation for First Responders</b>
Establish	<i>The Executive Budget recommends adding this proviso to retain experienced Law Enforcement Officers and First Responders by exempting the earnings limitation imposed pursuant Section 9-11-90 of the 1976 Code for retired members of the Police Officers Retirement System who retired before December 31, 2020 and returns to covered employment to enhance the state's efforts to provide quality public safety.</i>
<b>109.12</b>	<b>Food Manufacturing Equipment</b>
Delete	<i>This proviso requires the exemption of sales and use taxes on clothing and equipment used in food preparation as defined by the North American Industry Classification system. The Executive Budget recommends the deletion of this proviso.</i>
<b>109.13</b>	<b>Collection of Business License Taxes</b>
Delete	<i>This proviso prohibits counties from using third parties to assess, collect, and process business license taxes for telecommunication providers and insurers. The Executive Budget recommends the deletion of this proviso.</i>
<b>109.14</b>	<b>Cigarette Stamps</b>
Delete	<i>This proviso provides an extension to taxpayers filing a report stating the number of unstamped packages of cigarettes. The Executive Budget recommends deleting this proviso as the extension date has passed.</i>
<b>109.15</b>	<b>Individual Income Tax</b>
Establish	<i>The Executive Budget recommends adding this proviso directing the Department of Revenue to reduce the individual income tax rates in each bracket by subtracting 0.2 percent each year for five years. The proviso includes a minimum threshold of 5% general fund growth annually before a reduction may be implemented.</i>
<b>110.1</b>	<b>Ethics Commission Website Changes</b>
Delete	<i>This proviso requires the Ethics Commission to obtain approval of the General Assembly prior to making changes to the agency's Reporting System. The Executive Budget recommends deleting this proviso.</i>
<b>110.3</b>	<b>Lobbyists and Lobbyist Principal Registration Fee</b>
Establish	<i>The Executive Budget recommends adding a new proviso to authorize the Ethics Commission to increase the lobbyist and lobbyist principal registration fee from \$100 to \$200.</i>



<b>113.2</b>	<b>Quarterly Distributions</b>
Amend (Technical)	<i>This proviso provides guidance on the quarterly distribution of funds to local governments. This amendment updates the fiscal year reference.</i>
<b>113.5</b>	<b>Local Government Fund</b>
Delete	<i>This proviso suspends provisions of the Code of Laws that pertained to the Local Government Fund. The Executive Budget recommends deleting this proviso as changes to the Local Government Fund have been codified in permanent law.</i>
<b>113.7</b>	<b>Political Subdivision Flexibility</b>
Delete	<i>This proviso allows political subdivisions to reduce support of state-mandated programs by percentage reductions to the Local Government Fund. The Executive Budget recommends deleting this proviso as changes to the Local Government Fund have been codified in permanent law.</i>
<b>117.2</b>	<b>Appropriations from Funds</b>
Amend (Technical)	<i>This proviso states that funds appropriated in the Act are for the current fiscal year. This amendment updates the fiscal year reference.</i>
<b>117.3</b>	<b>Fiscal Year Definitions</b>
Amend (Technical)	<i>This proviso defines “current fiscal year.” This amendment updates the fiscal year reference.</i>
<b>117.69</b>	<b>Printed Report Requirements</b>
Amend (Technical)	<i>This proviso provides reporting guidance to higher education institutions. This amendment updates the fiscal year reference.</i>
<b>117.106</b>	<b>Charleston &amp; Dorchester County Sound Barriers</b>
Delete	<i>This proviso allows Charleston and Dorchester Counties to construct sound barriers with the Department of Transportation’s easements along Interstate 26. The Executive Budget recommends deleting this proviso.</i>
<b>117.116</b>	<b>Retail Facilities Revitalization Act Repeal Suspension</b>
Amend (Technical)	<i>This proviso suspends the repeal of Chapter 34 of Title 6 of the 1976 Code related to property and income tax credits for rehabilitation expenses incurred during renovation of former retail or service facilities. This amendment updates the fiscal year reference.</i>
<b>117.118</b>	<b>BabyNet</b>
Amend (Technical)	<i>This proviso requires the Executive Budget Office to conduct an inventory of all BabyNet-related spending, which shall be submitted to the Governor, the Chairman of the Senate Finance Committee, and the Chairman of the House Ways and Means Committee. This amendment updates the fiscal year reference.</i>

<b>117.119</b>	<b>South Carolina Telemedicine Network</b>
Amend	<i>This proviso requires the development of a telemedicine network that complies with federal regulations and requires the Department of Health and Human Services to report compliance to House Ways and Means and Senate Finance Committees. This amendment deletes the reporting requirement.</i>
<b>117.120</b>	<b>Distribution Facility</b>
Delete	<i>This proviso classifies the State Ports Authority as a distribution facility for the purpose of sales tax exemptions associated with the purchase of equipment and construction materials. The Executive Budget recommends deleting this proviso as this classification has been codified by Act 37 of 2019.</i>
<b>117.121</b>	<b>Catastrophic Weather Event</b>
Amend (Technical)	<i>This proviso authorizes any improvements made to real property or personal property used as a residence, damaged during the catastrophic weather event in October 2015 or Hurricane Matthew of 2016, after the event and before June 30, 2019, not be considered an improvement and does not require a re-appraisal. This amendment updates the cut-off date extension from June 30, 2019 to June 30 of the current fiscal year.</i>
<b>117.123</b>	<b>SCRS &amp; PORS Trust Fund</b>
Amend (Technical)	<i>This proviso directs the use of funds appropriated to the Public Employee Benefit Authority for credit given to participating employers of the South Carolina Retirement System and the Police Officers Retirement System. This amendment updates the fiscal year reference.</i>
<b>117.125</b>	<b>Opioid Abuse Prevention and Treatment Plan</b>
Amend	<i>This proviso requires the Department of Health and Human Services and the Department of Alcohol and Other Drug Abuse Services to establish a coalition of state agencies, providers and other related entities to combat the opioid epidemic in a collaborative manner. The Executive Budget recommends amending the proviso to remove directives that have been completed in sections (D) and (H) within the proviso.</i>
<b>117.128</b>	<b>Statewide Administrative Services</b>
Amend (Technical)	<i>This proviso authorizes the Department of Administration to provide consolidated administrative services to state agencies. This amendment updates the fiscal year reference.</i>
<b>117.130</b>	<b>State Flag Study Committee</b>
Delete	<i>This proviso establishes the South Carolina State Flag Study Committee to propose an official, uniform design for the state flag. The Executive Budget recommends deleting this proviso as the committee's work has been completed.</i>

<b>117.136</b>	<b>Georgetown County Boat Ramps</b>
Delete	<i>This proviso directs the Department of Transportation to transfer the remaining balance from Proviso 118.17(B)(43)(f) in Act 101 of 2013 to the Department of Natural Resources to be credited in the Georgetown County Water Recreation Fund. The Executive Budget recommends deleting this proviso as the transfer and credit have been completed.</i>
<b>117.137</b>	<b>CDBG-DR Flexibility</b>
Delete	<i>This proviso directs the Department of Commerce to transfer the remaining funds appropriated for Non-CDBG Disaster Recovery to the Department of Administration. The Executive Budget recommends deleting this proviso as the transfer has been completed.</i>
<b>117.140</b>	<b>Voting System Funds Transfer</b>
Delete	<i>This proviso directs the State Election Commission to transfer funds previously appropriated for the purchase or refurbishment of voting machines to the Department of Administration to purchase a new statewide voting system. The Executive Budget recommends deleting this proviso as the transfer has been completed.</i>
<b>117.144</b>	<b>Intrastate Motor Carrier Fee Collections</b>
Delete	<i>This proviso requires the Department of Motor Vehicles to consult with the Department of Revenue and other key entities regarding the collection of road use fees. The Executive Budget recommends deleting this proviso as the report has been completed.</i>
<b>117.147</b>	<b>Early Childhood Education Study Committee</b>
Delete	<i>This proviso establishes the Early Childhood Education Study Committee to study the creation of a cabinet-level agency that would organize all early childhood services. The Executive Budget recommends deleting this proviso as the committee's findings have been completed.</i>
<b>117.148</b>	<b>Authorization for Expenditure of COVID-19 Federal Funds</b>
Delete	<i>This proviso was included in Act 135 of 2020 (Continuing Resolution) and pertains to the direction related to the COVID-19 Response. The Executive Budget recommends deletion as this is no longer necessary.</i>
<b>117.149</b>	<b>Mandatory Furlough Flexibility - COVID-19</b>
Delete	<i>This proviso was included in Act 135 of 2020 (Continuing Resolution) and pertains to direction related to the COVID-19 Response. The Executive Budget recommends deletion as this is no longer necessary.</i>
<b>117.150</b>	<b>Other Funds Flexibility to Maintain Critical Programs Impacted by COVID-19</b>
Delete	<i>This proviso was included in Act 135 of 2020 (Continuing Resolution) and pertains to direction related to the COVID-19 Response. The Executive Budget recommends deletion as this is no longer necessary.</i>

<b>117.151</b>	<b>Voluntary Support Payments to Employees Furloughed - COVID-19</b>	
Delete		<i>This proviso was included in Act 135 of 2020 (Continuing Resolution) and pertains to direction related to the COVID-19 Response. The Executive Budget recommends deletion as this is no longer necessary.</i>
<b>117.152</b>	<b>Statewide Strategic Personnel Budgeting</b>	
Establish		<i>This proviso instructs agencies to submit all personnel-related budget requests to the Executive Budget Office and the Division of State Human Resources on or before September 1 of the current fiscal year.</i>
<b>117.153</b>	<b>Educational Fee Waivers for In-State Students</b>	
Establish		<i>The Executive Budget recommends adding this proviso allowing institutions of higher education to offer up to an additional four percent of student's fee waivers, limited exclusively to in-state undergraduate students with family incomes under two-hundred percent of federal poverty guidelines.</i>
<b>117.154</b>	<b>Meals in Emergency Operations</b>	
Establish		<i>This proviso allows agencies to purchase meals for employees who are engaged in emergency response and are unable to leave their post, or when travel may be restricted due to the emergency response.</i>
<b>118.1</b>	<b>Year End Cutoff</b>	
Amend (Technical)		<i>This proviso sets the year end cutoff dates for processing payments. This amendment updates the fiscal year reference.</i>
<b>118.9</b>	<b>Tax Relief Reserve Fund</b>	
Amend (Technical)		<i>This proviso establishes the Tax Relief Reserve Fund to provide tax relief to businesses and individuals. This amendment updates this fiscal year reference.</i>
<b>118.11</b>	<b>Tobacco Settlement</b>	
Amend		<i>This proviso directs the use of payments from the Tobacco Master Settlement Agreement. This amendment removes the authorization granted to the Attorney General to expend funds on information technology and infrastructure upgrades.</i>
<b>118.14</b>	<b>Taxpayer Rebate</b>	
Delete		<i>This proviso was included for a one-time taxpayer rebate. The Executive Budget recommends deleting this proviso.</i>
<b>118.15</b>	<b>Farm Aid</b>	
Delete		<i>This proviso establishes the South Carolina Farm Aid Fund to provide grants to persons that experienced a loss due to Hurricanes Michael and Florence. The Executive Budget recommends deleting this proviso as federal funds were provided for this purpose.</i>

---

**118.16      Accrual of Tax Payments**

Delete      *This proviso was included in Act 135 of 2020 (Continuing Resolution) and pertains to direction related to the COVID-19 Response. The Executive Budget recommends deletion as this is no longer necessary.*

---

**118.17      Nonrecurring Revenue**

Establish      *The Executive Budget recommends adding this proviso to appropriate nonrecurring revenue sources for Fiscal Year 2021-22.*

---

This page intentionally blank.



# Summary Control Document

SUMMARY CONTROL DOCUMENT FY 2021-2022 Appropriation Bill				Governor's Executive Budget						
<i>The Summary Control Document is the SC Department of Administration - Executive Budget Office's attempt to maintain a historical record in summary form reflecting the Governor's Budget recommendations. It is not intended to be construed as a binding, legal document.</i>				State			Federal	Other	Total	
				FY 2021-22 Agency	Part 1A Recurring Funds	Nonrecurring Proviso	FY 2020-21 Capital Reserve Fund	Total State Funds	Federal Funds	Other Funds
Line		Beginning Base							Line	
1	<b>ESTIMATED REVENUES</b>								1	
2	General Fund Revenue (BEA Forecast 11/10/2020)		9,609,045,000			9,609,045,000		9,609,045,000	2	
3	Less: Transfer to Tax Relief Trust Fund/Res Prop Tax (Capped at FY 01-02 Level)		(650,023,221)			(650,023,221)		(650,023,221)	3	
4	General Fund Revenue (Net of Tax Relief Transfer)		8,959,021,779			8,959,021,779		8,959,021,779	4	
5						-		-	5	
6	Net General Fund Revenue Available for Appropriation		8,959,021,779			8,959,021,779		8,959,021,779	6	
7									7	
8	Less: FY 2021-22 Appropriation Base		(8,750,622,051)			(8,750,622,051)		(8,750,622,051)	8	
9						-		-	9	
10	"New" Recurring Revenue		208,399,728		-	208,399,728		208,399,728	10	
11									11	
12	<b>ENHANCEMENTS AND ADJUSTMENTS:</b>								12	
13	Military Retirement Income Tax Reduction		(9,611,000)			(9,611,000)		(9,611,000)	13	
14	Police Officers, Peace Officers, and Firefighters Retirement Income Tax Exemption		(9,508,000)			(9,508,000)		(9,508,000)	14	
15									15	
16	Subtotal, Enhancements and Adjustments		(19,119,000)			(19,119,000)		(19,119,000)	16	
17									17	
18	Subtotal, Part I Revenues		189,280,728		-	189,280,728		189,280,728	18	
19									19	
20	<b>NONRECURRING REVENUES</b>								20	
21	FY 2020-21 Capital Reserve Fund				176,095,044	176,095,044		176,095,044	21	
22	FY 2018-19 Contingency Reserve Fund			103,451,091		103,451,091		103,451,091	22	
23	FY 2019-20 Contingency Reserve Fund			671,514,950		671,514,950		671,514,950	23	
24	FY 2020-21 Debt Service Lapse			125,239,577		125,239,577		125,239,577	24	
25	Projected FY 2020-21 General Fund Surplus			36,311,463		36,311,463		36,311,463	25	
26	Less: General Reserve Contribution [§ 11-11-310] (FY 2021-22 Balance = \$458,961,225)			(18,723,614)		(18,723,614)		(18,723,614)	26	
27									27	
28	Subtotal, Nonrecurring Revenues		-	917,793,467	176,095,044	1,093,888,511		1,093,888,511	28	
29									29	
30	<b>FEDERAL &amp; OTHER FUNDS REVENUE PROJECTIONS SUPPORTING APPROPRIATIONS</b>								30	
31	FY 2021-22 Base						8,809,788,162	11,922,865,871	20,732,654,033	31
32	FY 2021-22 Adjustment						341,079,907	109,079,448	450,159,355	32
33	FY 2021-22 Projected EIA Revenue Increase (See EIA Section)							61,953,000	61,953,000	33
34	FY 2021-22 Lottery Revenue (See Lottery Section)							14,500,000	14,500,000	34
35									35	
36	Subtotal, Federal & Other Funds Revenue					-	9,150,868,069	12,108,398,319	21,259,266,388	36
37									37	
38	<b>TOTAL "NEW" FUNDS</b>		189,280,728	917,793,467	176,095,044	1,283,169,239	341,079,907	185,532,448	1,809,781,594	38
39									39	
40	<b>TOTAL ALLOCATIONS</b>								40	
41	Recurring Allocations		189,280,728	-	-	189,280,728	9,150,868,069	12,108,398,319	30,199,169,167	41
42	Nonrecurring Allocations			417,793,467	176,095,044	593,888,511			593,888,511	42
43	<b>GRAND TOTAL RECOMMENDED ALLOCATIONS</b>	8,750,622,051	189,280,728	417,793,467	176,095,044	783,169,239	9,150,868,069	12,108,398,319	30,793,057,678	43
44									44	
45	<b>RESIDUAL BALANCE</b>								45	
46	RESIDUAL—Recurring Appropriations		-	-	-	-	-	-	-	46
47	RESIDUAL—EIA		-	-	-	-	-	-	-	47
48	RESIDUAL—Nonrecurring LOTTERY		-	-	-	-	-	13,900,000	13,900,000	48
49	RESIDUAL—Nonrecurring Appropriations		-	500,000,000	-	500,000,000	-	-	500,000,000	49
50									50	
51	<b>GRAND TOTAL RESIDUAL NOT ALLOCATED</b>		-	500,000,000	-	500,000,000	-	13,900,000	513,900,000	51
52									52	
53	<b>FY 2021-2022 APPROPRIATION ACT RECAP</b>								53	
54	PART IA		8,939,902,779			8,939,902,779	9,150,868,069	12,108,398,319	30,199,169,167	54
55	NON-RECURRING PROVISOS			417,793,467		417,793,467			417,793,467	55
56	<b>TOTAL FY 2021-22 APPROPRIATION ACT</b>		8,939,902,779	417,793,467	-	9,357,696,246	9,150,868,069	12,108,398,319	30,616,962,634	56
57									57	
58	FY20-21 Capital Reserve Fund				176,095,044	176,095,044			176,095,044	58



SUMMARY CONTROL DOCUMENT  
FY 2021-2022 Appropriation Bill

Governor's Executive Budget

*The Summary Control Document is the SC Department of Administration - Executive Budget Office's attempt to maintain a historical record in summary form reflecting the Governor's Budget recommendations. It is not intended to be construed as a binding, legal document.*

Line			FY 2021-22 Agency Beginning Base	State				Federal	Other	Total	Line
	Agy #	Sec #		Part 1A	Nonrecurring	FY 2020-21	Total	Federal	Other	Total	
				Recurring Funds	Proviso	Capital Reserve Fund					
59											59
60			<b>GRAND TOTAL</b>	<b>8,939,902,779</b>	<b>417,793,467</b>	<b>176,095,044</b>	<b>9,533,791,290</b>	<b>9,150,868,069</b>	<b>12,108,398,319</b>	<b>30,793,057,678</b>	60
61											61
62			FY 2020-21 APPROPRIATION BASE	8,750,622,051							62
63											63
64			<b>STATEWIDE ALLOCATIONS</b>								64
65	Agy #	Sec #									65
66											66
67	F300	106	Employee Benefits								67
68			Maintain Health Insurance At Current Level		5,928,000		5,928,000			5,928,000	68
69			Retirement Contribution Increase - 1% General Funded State Employees		32,411,836		32,411,836			32,411,836	69
70											70
71			SUBTOTAL INCREMENTAL ADJUSTMENTS		38,339,836	-	38,339,836			38,339,836	71
72			SUBTOTAL EMPLOYEE BENEFITS		38,339,836		38,339,836			38,339,836	72
73											73
74	F310	107	Capital Reserve Fund	176,095,044			176,095,044			176,095,044	74
75			Capital Reserve Fund (2% of FY2020-21 Revenue = \$183,584,490)		7,489,446		7,489,446			7,489,446	75
76											76
77			SUBTOTAL INCREMENTAL ADJUSTMENTS		7,489,446	-	7,489,446			7,489,446	77
78			SUBTOTAL CAPITAL RESERVE FUND		183,584,490		183,584,490			183,584,490	78
79											79
80	V040	112	Debt Service	191,630,298			191,630,298			191,630,298	80
81											81
82											82
83			SUBTOTAL INCREMENTAL ADJUSTMENTS		-	-	-			-	83
84			SUBTOTAL DEBT SERVICE		191,630,298		191,630,298			191,630,298	84
85											85
86	X220	113	Aid to Subdivisions - State Treasurer	20,616,033			20,616,033			20,616,033	86
87			Aid to Subdivisions		1,031,150		1,031,150			1,031,150	87
88											88
89	X220	113	Local Government Fund - State Treasurer	233,740,696			233,740,696			233,740,696	89
90			Local Government Fund Formula		5,937,014		5,937,014			5,937,014	90
91											91
92			SUBTOTAL INCREMENTAL ADJUSTMENTS		6,968,164	-	6,968,164			6,968,164	92
93			SUBTOTAL AID TO SUBDIVISIONS/LOCAL GOVERNMENT FUND		261,324,893		261,324,893			261,324,893	93
94											94
95	X440	114	Aid to Subdivisions - Dept. of Revenue	20,421,270			20,421,270			20,421,270	95
96											96
97			SUBTOTAL INCREMENTAL ADJUSTMENTS		-	-	-			-	97
98			SUBTOTAL AID TO SUBDIVISIONS - DEPT OF REVENUE		20,421,270		20,421,270			20,421,270	98
99											99
100	X500	115	Tax Relief Trust Fund - Dept. of Revenue				-	-	614,053,000	614,053,000	100
101											101
102			Tax Relief Trust Fund [BEA 11/10/20]						35,970,221	35,970,221	102
103											103
104			SUBTOTAL INCREMENTAL ADJUSTMENTS		-	-	-	-	35,970,221	35,970,221	104
105			SUBTOTAL TAX RELIEF TRUST FUND - DEPT OF REVENUE		-	-	-	-	650,023,221	650,023,221	105
106			SUBTOTAL STATEWIDE	642,503,341	52,797,446	-	695,300,787		650,023,221	1,345,324,008	106
107											107
108			<b>AGENCY ALLOCATIONS</b>								108
109	Agy #	Sec #	AGENCIES								109
110											110
111	H630	1	State Department of Education (See Also Lottery Section)	3,334,394,114			3,334,394,114	879,200,886	902,882,909	5,116,477,909	111
112			<u>State Funds Adjustments:</u>								112
113			State Aid to School Districts - State Aid to Classrooms		35,223,644		35,223,644			35,223,644	113
114			Instructional Materials			100,000,000	100,000,000			100,000,000	114
115			Department Headquarters Relocation - Rent			2,500,000	2,500,000			2,500,000	115
116			Department Headquarters Relocation - Moving Expenses			2,500,000	2,500,000			2,500,000	116
117			SC Public Charter School District		15,000,000		15,000,000			15,000,000	117

SUMMARY CONTROL DOCUMENT  
FY 2021-2022 Appropriation Bill

Governor's Executive Budget

*The Summary Control Document is the SC Department of Administration - Executive Budget Office's attempt to maintain a historical record in summary form reflecting the Governor's Budget recommendations. It is not intended to be construed as a binding, legal document.*

Line				State					Federal Funds	Other Funds	Total Funds	Line			
				FY 2021-22 Agency Beginning Base	Part 1A Recurring Funds	Nonrecurring Proviso	FY 2020-21 Capital Reserve Fund	Total State Funds					Total		
													Federal Funds	Other Funds	Total Funds
118				(8,662,827)			(8,662,827)			(8,662,827)	118				
119				(13,467,284)			(13,467,284)			(13,467,284)	119				
120				(11,935,000)			(11,935,000)			(11,935,000)	120				
121				(346,473)			(346,473)			(346,473)	121				
122											122				
123											123				
124								100,000,000		100,000,000	124				
125											125				
126											126				
127									7,872,600	7,872,600	127				
128									61,953,000	61,953,000	128				
129									(1,004,771)	(1,004,771)	129				
130									(746,500)	(746,500)	130				
131											131				
132				15,812,060	105,000,000	-	120,812,060	100,000,000	68,074,329	288,886,389	132				
133				3,350,206,174			3,455,206,174	979,200,886	970,957,238	5,405,364,298	133				
134											134				
135	H660	3	Lottery Expenditure Account (See Lottery Section for Appropriations)							523,250,000	523,250,000	135			
136			Other Funds:								136				
137											137				
138											138				
139			SUBTOTAL INCREMENTAL ADJUSTMENTS	-	-	-	-				139				
140			SUBTOTAL LOTTERY EXPENDITURE ACCOUNT	-	-	-	-		523,250,000	523,250,000	140				
141											141				
142	A850	4	Education Oversight Committee							1,793,242	1,793,242	142			
143			State Funds Adjustments:								143				
144											144				
145			Other Funds Adjustments:								145				
146											146				
147											147				
148			SUBTOTAL INCREMENTAL ADJUSTMENTS	-	-	-	-				148				
149			SUBTOTAL EDUCATION OVERSIGHT COMMITTEE	-	-	-	-		1,793,242	1,793,242	149				
150											150				
151	H710	5	Wil Lou Gray Opportunity School	6,612,764			6,612,764	240,000	985,321	7,838,085	151				
152			State Funds Adjustments:								152				
153			Security Cameras and Keyless Entry			200,000	200,000			200,000	153				
154			Classroom Security and Flooring			300,000	300,000			300,000	154				
155											155				
156			Federal Funds Adjustments:								156				
157											157				
158			Other Funds Adjustments:								158				
159											159				
160											160				
161			SUBTOTAL INCREMENTAL ADJUSTMENTS	-	500,000	-	500,000			500,000	161				
162			SUBTOTAL WIL LOU GRAY OPPORTUNITY SCHOOL	6,612,764			7,112,764	240,000	985,321	8,338,085	162				
163											163				
164	H750	6	School for the Deaf & Blind	15,516,449			15,516,449	1,739,000	11,770,455	29,025,904	164				
165			State Funds Adjustments:								165				
166											166				
167			Federal Funds Adjustments:								167				
168											168				
169			Other Funds Adjustments:								169				
170											170				
171											171				
172			SUBTOTAL INCREMENTAL ADJUSTMENTS	-	-	-	-				172				
173			SUBTOTAL SCHOOL FOR DEAF & BLIND	15,516,449			15,516,449	1,739,000	11,770,455	29,025,904	173				
174											174				
175	L120	7	Governor's School for Agriculture at John de la Howe	4,982,201			4,982,201	353,227	784,047	6,119,475	175				
176			State Funds Adjustments:								176				
177			L.S. Brice School Renovation			5,827,112	5,827,112			5,827,112	177				

SUMMARY CONTROL DOCUMENT  
FY 2021-2022 Appropriation Bill

Governor's Executive Budget

*The Summary Control Document is the SC Department of Administration - Executive Budget Office's attempt to maintain a historical record in summary form reflecting the Governor's Budget recommendations. It is not intended to be construed as a binding, legal document.*

Line				FY 2021-22 Agency Beginning Base	State			Federal	Other	Total	Line	
					Part 1A Recurring Funds	Nonrecurring Proviso	FY 2020-21 Capital Reserve Fund	Total State Funds	Federal Funds	Other Funds		Total Funds
178			Status Offender from Department of Education		346,473				346,473		178	
179											179	
180			Federal Funds Adjustments:								180	
181											181	
182			Other Funds Adjustments:								182	
183											183	
184											184	
185			SUBTOTAL INCREMENTAL ADJUSTMENTS		346,473	5,827,112	-	6,173,585			6,173,585	185
186			SUBTOTAL JOHN DE LA HOWE SCHOOL		5,328,674			11,155,786	353,227	784,047	12,293,060	186
187											187	
188	H670	8	Educational Television Commission	1,738,759				1,738,759	200,000	18,715,000	20,653,759	188
189			State Funds Adjustments:									189
190			Restoration of General Funds		5,726,409			5,726,409			5,726,409	190
191												191
192			Federal Funds Adjustments:									192
193												193
194			Other Funds Adjustments:									194
195			Other Funds Increase							5,500,000	5,500,000	195
196												196
197			SUBTOTAL INCREMENTAL ADJUSTMENTS		5,726,409	-	-	5,726,409		5,500,000	11,226,409	197
198			SUBTOTAL EDUCATIONAL TELEVISION COMMISSION		7,465,168			7,465,168	200,000	24,215,000	31,880,168	198
199												199
200	H640	9	Governor's School of Arts & Humanities									200
201			State Funds Adjustments:									201
202			Transfer from Department of Education (move to direct appropriation)		8,662,827			8,662,827			8,662,827	202
203												203
204			Federal Funds Adjustments:									204
205												205
206			Other Funds Adjustments:									206
207			Transfer from Department of Education (move to direct appropriation)							1,004,771	1,004,771	207
208												208
209			SUBTOTAL INCREMENTAL ADJUSTMENTS		8,662,827	-	-	8,662,827		1,004,771	9,667,598	209
210			SUBTOTAL GOVERNOR'S SCHOOL OF ARTS & HUMANITIES		8,662,827			8,662,827		1,004,771	9,667,598	210
211												211
212	H650	10	Governor's School for Science & Math									212
213			State Funds Adjustments:									213
214			Transfer from Department of Education (move to direct appropriation)		13,467,284			13,467,284			13,467,284	214
215												215
216			Federal Funds Adjustments:									216
217												217
218			Other Funds Adjustments:									218
219			Other Funds Increase							500,000	500,000	219
220			Transfer from Department of Education (move to direct appropriation)							746,500	746,500	220
221												221
222			SUBTOTAL INCREMENTAL ADJUSTMENTS		13,467,284	-	-	13,467,284		1,246,500	13,967,284	222
223			SUBTOTAL GOVERNOR'S SCHOOL FOR SCIENCE AND MATH		13,467,284			13,467,284		1,246,500	14,713,784	223
224												224
225	H030	11	Commission on Higher Education (Also see Lottery Section)	35,515,339				35,515,339	4,729,832	5,469,188	45,714,359	225
226			State Funds Adjustments:									226
227								-				227
228			Federal Funds Adjustments:									228
229												229
230			Other Funds Adjustments:									230
231												231
232												232
233			SUBTOTAL INCREMENTAL ADJUSTMENTS		-	-	-	-				233
234			SUBTOTAL COMMISSION ON HIGHER EDUCATION		35,515,339			35,515,339	4,729,832	5,469,188	45,714,359	234
235												235
236	H060	12	Higher Education Tuition Grants (Also See Lottery Section)	27,903,097				27,903,097		6,050,000	33,953,097	236

SUMMARY CONTROL DOCUMENT  
FY 2021-2022 Appropriation Bill

Governor's Executive Budget

*The Summary Control Document is the SC Department of Administration - Executive Budget Office's attempt to maintain a historical record in summary form reflecting the Governor's Budget recommendations. It is not intended to be construed as a binding, legal document.*

				Governor's Executive Budget								
				State			Federal	Other	Total			
				FY 2021-22 Agency Beginning Base	Part 1A Recurring Funds	Nonrecurring Proviso	FY 2020-21 Capital Reserve Fund	Total State Funds	Federal Funds	Other Funds	Total Funds	Line
237			State Funds Adjustments:									237
238			Student Information System			200,000		200,000			200,000	238
239												239
240			Federal Funds Adjustments:									240
241												241
242			Other Funds Adjustments:									242
243			Tuition Grants							200,000	200,000	243
244												244
245			SUBTOTAL INCREMENTAL ADJUSTMENTS			200,000	-	200,000		200,000	400,000	245
246			SUBTOTAL TUITION GRANTS		27,903,097			28,103,097		6,250,000	34,353,097	246
247												247
248			HIGHER EDUCATION INSTITUTIONS									248
249	H090	13	Citadel	12,500,686				12,500,686	33,936,275	108,120,000	154,556,961	249
250			State Funds Adjustments:									250
251			Maintenance and Care of State-Owned Assets				2,769,530	2,769,530			2,769,530	251
252												252
253			Federal Funds Adjustments:									253
254			Authorization Increase						916,279		916,279	254
255												255
256			Other Funds Adjustments:									256
257			Authorization Increase							2,919,240	2,919,240	257
258												258
259			SUBTOTAL INCREMENTAL ADJUSTMENTS		-	-	2,769,530	2,769,530	916,279	2,919,240	6,605,049	259
260			SUBTOTAL CITADEL		12,500,686			15,270,216	34,852,554	111,039,240	161,162,010	260
261												261
262	H120	14	Clemson	95,282,172				95,282,172	127,655,954	945,642,629	1,168,580,755	262
263			State Funds Adjustments:									263
264			Maintenance and Care of State-Owned Assets				18,390,987	18,390,987			18,390,987	264
265												265
266			Federal Funds Adjustments:									266
267			Changes to Federal Restricted Funds in the I.B. E&G Restricted and III. Employee Benefits Budgets						13,308,298		13,308,298	267
268			Changes to Federal Funds in the I.A. E&G Unrestricted Budgets						1,000,000		1,000,000	268
269												269
270			Other Funds Adjustments:									270
271			Changes to Other Earmarked Funds in I.A E&G Unrestricted and III. Employee Benefits							51,298,193	51,298,193	271
272			Changes to Other Earmarked Funds in II. Auxiliary Enterprises and III. Employee Benefits Budgets							15,720,330	15,720,330	272
273			Changes to Other Restricted Funds in I.B E&G Restricted and III. Employee Benefits							7,698,091	7,698,091	273
274												274
275			SUBTOTAL INCREMENTAL ADJUSTMENTS		-	-	18,390,987	18,390,987	14,308,298	74,716,614	107,415,899	275
276			SUBTOTAL CLEMSON		95,282,172			113,673,159	141,964,252	1,020,359,243	1,275,996,654	276
277												277
278	H150	15	University of Charleston	30,814,507				30,814,507	19,500,000	223,062,766	273,377,273	278
279			State Funds Adjustments:									279
280			Maintenance and Care of State-Owned Assets				7,449,765	7,449,765			7,449,765	280
281												281
282			Federal Funds Adjustments:									282
283												283
284			Other Funds Adjustments:									284
285												285
286												286
287			SUBTOTAL INCREMENTAL ADJUSTMENTS		-	-	7,449,765	7,449,765			7,449,765	287
288			SUBTOTAL UNIVERSITY OF CHARLESTON		30,814,507			38,264,272	19,500,000	223,062,766	280,827,038	288
289												289
290	H170	16	Coastal Carolina	16,482,897				16,482,897	21,000,000	211,457,613	248,940,510	290
291			State Funds Adjustments:									291
292			Maintenance and Care of State-Owned Assets				6,001,232	6,001,232			6,001,232	292
293												293
294			Federal Funds Adjustments:									294
295												295

SUMMARY CONTROL DOCUMENT  
FY 2021-2022 Appropriation Bill

Governor's Executive Budget

*The Summary Control Document is the SC Department of Administration - Executive Budget Office's attempt to maintain a historical record in summary form reflecting the Governor's Budget recommendations. It is not intended to be construed as a binding, legal document.*

				State					Federal	Other	Total	
				FY 2021-22 Agency Beginning Base	Part 1A Recurring Funds	Nonrecurring Proviso	FY 2020-21 Capital Reserve Fund	Total State Funds	Federal Funds	Other Funds	Total Funds	Line
296												296
297			Other Funds Adjustments:									297
298												298
299												299
300			SUBTOTAL INCREMENTAL ADJUSTMENTS		-	-	6,001,232	6,001,232			6,001,232	300
301			SUBTOTAL COASTAL CAROLINA		16,482,897			22,484,129	21,000,000	211,457,613	254,941,742	301
302												302
303	H180	17	Francis Marion	18,521,662				18,521,662	12,988,495	52,668,968	84,179,125	303
304			State Funds Adjustments:									304
305			Maintenance and Care of State-Owned Assets				4,553,869	4,553,869			4,553,869	305
306												306
307			Federal Funds Adjustments:									307
308												308
309			Other Funds Adjustments:									309
310												310
311												311
312			SUBTOTAL INCREMENTAL ADJUSTMENTS		-	-	4,553,869	4,553,869			4,553,869	312
313			SUBTOTAL FRANCIS MARION		18,521,662			23,075,531	12,988,495	52,668,968	88,732,994	313
314												314
315	H210	18	Lander	9,980,053				9,980,053	7,240,741	67,338,224	84,559,018	315
316			State Funds Adjustments:									316
317			Maintenance and Care of State-Owned Assets				3,747,699	3,747,699			3,747,699	317
318												318
319			Federal Funds Adjustments:									319
320												320
321			Other Funds Adjustments:									321
322			Additional Other Funds FTEs							904,540	904,540	322
323												323
324			SUBTOTAL INCREMENTAL ADJUSTMENTS		-	-	3,747,699	3,747,699		904,540	4,652,239	324
325			SUBTOTAL LANDER		9,980,053			13,727,752	7,240,741	68,242,764	89,211,257	325
326												326
327	H240	19	SC State	16,110,132				16,110,132	54,501,255	51,756,047	122,367,434	327
328			State Funds Adjustments:									328
329			Maintenance and Care of State-Owned Assets				2,416,172	2,416,172			2,416,172	329
330												330
331			Federal Funds Adjustments:									331
332												332
333			Other Funds Adjustments:									333
334												334
335												335
336			SUBTOTAL INCREMENTAL ADJUSTMENTS		-	-	2,416,172	2,416,172			2,416,172	336
337			SUBTOTAL SC STATE		16,110,132			18,526,304	54,501,255	51,756,047	124,783,606	337
338												338
339			USC System									339
340	H270	20A	-Columbia	155,969,788				155,969,788	178,603,631	930,529,343	1,265,102,762	340
341			State Funds Adjustments:									341
342			Maintenance and Care of State-Owned Assets				24,691,754	24,691,754			24,691,754	342
343												343
344			Federal Funds Adjustments:									344
345												345
346			Other Funds Adjustments:									346
347												347
348												348
349			SUBTOTAL INCREMENTAL ADJUSTMENTS		-	-	24,691,754	24,691,754			24,691,754	349
350			SUBTOTAL USC COLUMBIA		155,969,788			180,661,542	178,603,631	930,529,343	1,289,794,516	350
351												351
352	H290	20B	--Aiken	10,554,060				10,554,060	10,500,000	41,457,362	62,511,422	352
353			State Funds Adjustments:									353
354			Maintenance and Care of State-Owned Assets				3,944,269	3,944,269			3,944,269	354
355												355

SUMMARY CONTROL DOCUMENT  
FY 2021-2022 Appropriation Bill

Governor's Executive Budget

*The Summary Control Document is the SC Department of Administration - Executive Budget Office's attempt to maintain a historical record in summary form reflecting the Governor's Budget recommendations. It is not intended to be construed as a binding, legal document.*

Line	Agency	Part 1A	Nonrecurring	FY 2020-21	Total	Federal	Other	Total	Line							
										Recurring Funds	Proviso	Capital Reserve Fund	State Funds	Funds	Funds	Funds
356									356							
357						1,000,000		1,000,000	357							
358									358							
359									359							
360									360							
361									361							
362					3,944,269	1,000,000		4,944,269	362							
363				10,554,060	14,498,329	11,500,000	41,457,362	67,455,691	363							
364									364							
365	H340	20C	--Upstate	15,583,026	15,583,026	16,450,838	68,376,142	100,410,006	365							
366			State Funds Adjustments:						366							
367			Maintenance and Care of State-Owned Assets		6,647,105			6,647,105	367							
368									368							
369			Federal Funds Adjustments:						369							
370									370							
371			Other Funds Adjustments:						371							
372									372							
373									373							
374			SUBTOTAL INCREMENTAL ADJUSTMENTS	-	6,647,105			6,647,105	374							
375			SUBTOTAL USC UPSTATE	15,583,026	22,230,131	16,450,838	68,376,142	107,057,111	375							
376									376							
377	H360	20D	--Beaufort	5,964,148	5,964,148	5,477,915	27,307,011	38,749,074	377							
378			State Funds Adjustments:						378							
379			Maintenance and Care of State-Owned Assets		1,983,250			1,983,250	379							
380									380							
381			Federal Funds Adjustments:						381							
382			Federal Funds Increase			1,500,000		1,500,000	382							
383									383							
384			Other Funds Adjustments:						384							
385									385							
386									386							
387			SUBTOTAL INCREMENTAL ADJUSTMENTS	-	1,983,250	1,500,000		3,483,250	387							
388			SUBTOTAL USC BEAUFORT	5,964,148	7,947,398	6,977,915	27,307,011	42,232,324	388							
389									389							
390	H370	20E	--Lancaster	3,569,928	3,569,928	4,390,048	13,784,453	21,744,429	390							
391			State Funds Adjustments:						391							
392			Maintenance and Care of State-Owned Assets		2,080,365			2,080,365	392							
393									393							
394			Federal Funds Adjustments:						394							
395									395							
396			Other Funds Adjustments:						396							
397									397							
398									398							
399			SUBTOTAL INCREMENTAL ADJUSTMENTS	-	2,080,365			2,080,365	399							
400			SUBTOTAL USC LANCASTER	3,569,928	5,650,293	4,390,048	13,784,453	23,924,794	400							
401									401							
402	H380	20F	--Salkehatchie	2,479,154	2,479,154	3,880,454	8,373,545	14,733,153	402							
403			State Funds Adjustments:						403							
404			Maintenance and Care of State-Owned Assets		932,537			932,537	404							
405									405							
406			Federal Funds Adjustments:						406							
407									407							
408			Other Funds Adjustments:						408							
409									409							
410									410							
411			SUBTOTAL INCREMENTAL ADJUSTMENTS	-	932,537			932,537	411							
412			SUBTOTAL USC SALKEHATCHIE	2,479,154	3,411,691	3,880,454	8,373,545	15,665,690	412							
413									413							
414	H390	20G	--Sumter	3,918,318	3,918,318	2,206,397	10,419,706	16,544,421	414							

SUMMARY CONTROL DOCUMENT  
FY 2021-2022 Appropriation Bill

Governor's Executive Budget

*The Summary Control Document is the SC Department of Administration - Executive Budget Office's attempt to maintain a historical record in summary form reflecting the Governor's Budget recommendations. It is not intended to be construed as a binding, legal document.*

Line				FY 2021-22 Agency Beginning Base	State			Federal Funds	Other Funds	Total Funds	Line	
	Part 1A Recurring Funds	Nonrecurring Proviso	FY 2020-21		Total State Funds	Federal Funds	Other Funds					Total Funds
			Capital Reserve Fund									
415	State Funds Adjustments:										415	
416	Maintenance and Care of State-Owned Assets					1,564,369	1,564,369			1,564,369	416	
417							-				417	
418	Federal Funds Adjustments:										418	
419	Federal Funds Increase							500,000		500,000	419	
420											420	
421	Other Funds Adjustments:										421	
422											422	
423											423	
424	SUBTOTAL INCREMENTAL ADJUSTMENTS				-	-	1,564,369	1,564,369	500,000	2,064,369	424	
425	SUBTOTAL USC SUMTER				3,918,318		5,482,687	2,706,397	10,419,706	18,608,790	425	
426											426	
427	H400	20H	--Union	1,569,565			1,569,565	1,928,258	5,161,055	8,658,878	427	
428	State Funds Adjustments:										428	
429	Maintenance and Care of State-Owned Assets					1,164,209	1,164,209			1,164,209	429	
430							-				430	
431	Federal Funds Adjustments:										431	
432											432	
433	Other Funds Adjustments:										433	
434											434	
435											435	
436	SUBTOTAL INCREMENTAL ADJUSTMENTS				-	-	1,164,209	1,164,209		1,164,209	436	
437	SUBTOTAL USC UNION				1,569,565		2,733,774	1,928,258	5,161,055	9,823,087	437	
438											438	
439	H470	21	Winthrop	20,193,076			20,193,076	51,197,500	101,316,555	172,707,131	439	
440	State Funds Adjustments:										440	
441	Maintenance and Care of State-Owned Assets					5,595,222	5,595,222			5,595,222	441	
442							-				442	
443	Federal Funds Adjustments:										443	
444											444	
445	Other Funds Adjustments:										445	
446											446	
447											447	
448	SUBTOTAL INCREMENTAL ADJUSTMENTS				-	-	5,595,222	5,595,222		5,595,222	448	
449	SUBTOTAL WINTHROP				20,193,076		25,788,298	51,197,500	101,316,555	178,302,353	449	
450											450	
451	H510	23	Medical University of South Carolina - MUSC	86,254,975			86,254,975	167,455,169	481,560,056	735,270,200	451	
452	State Funds Adjustments:										452	
453	Maintenance and Care of State-Owned Assets					2,478,185	2,478,185			2,478,185	453	
454							-				454	
455	Federal Funds Adjustments:										455	
456	Federal Funds Increase							10,000,000		10,000,000	456	
457											457	
458	Other Funds Adjustments:										458	
459	Other Funds Increase								23,666,327	23,666,327	459	
460											460	
461	SUBTOTAL INCREMENTAL ADJUSTMENTS				-	-	2,478,185	10,000,000	23,666,327	36,144,512	461	
462	SUBTOTAL MUSC				86,254,975		88,733,160	177,455,169	505,226,383	771,414,712	462	
463											463	
464	H530	24	Area Health Education Consortium (AHEC)	11,152,584			11,152,584	844,700	2,808,927	14,806,211	464	
465	State Funds Adjustments:										465	
466							-				466	
467	Federal Funds Adjustments:										467	
468											468	
469	Other Funds Adjustments:										469	
470											470	
471											471	
472	SUBTOTAL INCREMENTAL ADJUSTMENTS				-	-	-	-			472	
473	SUBTOTAL CONSORTIUM OF COMMUNITY TEACHING HOSPITALS				11,152,584		11,152,584	844,700	2,808,927	14,806,211	473	

SUMMARY CONTROL DOCUMENT				Governor's Executive Budget							
FY 2021-2022 Appropriation Bill											
<i>The Summary Control Document is the SC Department of Administration - Executive Budget Office's attempt to maintain a historical record in summary form reflecting the Governor's Budget recommendations. It is not intended to be construed as a binding, legal document.</i>				State			Federal	Other	Total		
				FY 2021-22 Agency Beginning Base	Part 1A Recurring Funds	Nonrecurring Proviso	FY 2020-21 Capital Reserve Fund	Total State Funds	Federal Funds	Other Funds	Total Funds
474											474
475			SUBTOTAL INCREMENTAL ADJUSTMENTS	-	-	96,410,519	-	-	-	-	475
476			SUBTOTAL HIGHER EDUCATION INSTITUTIONS	516,900,731			613,311,250	747,982,207	3,453,347,123	4,814,640,580	476
477											477
478	H590	25	Board for Technical and Comprehensive Education	166,552,440			166,552,440	52,614,581	502,130,285	721,297,306	478
479			<u>State Funds Adjustments:</u>								479
480			Maintenance and Care of State-Owned Assets - Trident Technical College			13,453,338	13,453,338			13,453,338	480
481			Maintenance and Care of State-Owned Assets - Northeastern Technical College			1,700,095	1,700,095			1,700,095	481
482			Maintenance and Care of State-Owned Assets - Florence Darlington Tech College			3,728,978	3,728,978			3,728,978	482
483			Maintenance and Care of State-Owned Assets - Greenville Technical College			11,791,854	11,791,854			11,791,854	483
484			Maintenance and Care of State-Owned Assets - Horry-Georgetown Tech College			6,486,807	6,486,807			6,486,807	484
485			Maintenance and Care of State-Owned Assets - Midlands Technical College			10,030,916	10,030,916			10,030,916	485
486			Maintenance and Care of State-Owned Assets - Orangeburg-Calhoun Tec College			2,584,660	2,584,660			2,584,660	486
487			Maintenance and Care of State-Owned Assets - Piedmont Technical College			5,378,761	5,378,761			5,378,761	487
488			Maintenance and Care of State-Owned Assets - Spartanburg Technical College			4,731,718	4,731,718			4,731,718	488
489			Maintenance and Care of State-Owned Assets - Central Carolina Tech College			3,363,920	3,363,920			3,363,920	489
490			Maintenance and Care of State-Owned Assets - Tri-County Technical College			6,090,157	6,090,157			6,090,157	490
491			Maintenance and Care of State-Owned Assets - York Technical College			4,852,235	4,852,235			4,852,235	491
492			Maintenance and Care of State-Owned Assets - Aiken Technical College			1,986,760	1,986,760			1,986,760	492
493			Maintenance and Care of State-Owned Assets - Denmark Technical College			545,247	545,247			545,247	493
494			Maintenance and Care of State-Owned Assets - Tech College Of The Lowcountry			2,216,092	2,216,092			2,216,092	494
495			Maintenance and Care of State-Owned Assets - Williamsburg Technical College			742,987	742,987			742,987	495
496							-				496
497			<u>Federal Funds Adjustments:</u>								497
498											498
499			<u>Other Funds Adjustments:</u>								499
500							-				500
501											501
502			SUBTOTAL INCREMENTAL ADJUSTMENTS	-	-	79,684,525	79,684,525			79,684,525	502
503			SUBTOTAL BD. TECHNICAL & COMP. ED	166,552,440			246,236,965	52,614,581	502,130,285	800,981,831	503
504											504
505	H790	26	Department of Archives & History	2,976,823			2,976,823	897,583	1,294,158	5,168,564	505
506			<u>State Funds Adjustments:</u>								506
507			SC Revolutionary War Sestercentennial Commission			1,460,000	1,460,000			1,460,000	507
508			SC African American Heritage Commission (SCAAHC) Green Book of South Carolina			100,000	100,000			100,000	508
509			Historic Preservation and Community Development Grants			1,000,000	1,000,000			1,000,000	509
510											510
511			<u>Federal Funds Adjustments:</u>								511
512											512
513			<u>Other Funds Adjustments:</u>								513
514											514
515											515
516			SUBTOTAL INCREMENTAL ADJUSTMENTS	-	2,560,000	-	2,560,000			2,560,000	516
517			SUBTOTAL DEPT OF ARCHIVES & HISTORY	2,976,823			5,536,823	897,583	1,294,158	7,728,564	517
518											518
519	H870	27	State Library	15,416,200			15,416,200	2,701,146	267,000	18,384,346	519
520			<u>State Funds Adjustments:</u>								520
521							-				521
522			<u>Federal Funds Adjustments:</u>								522
523											523
524			<u>Other Funds Adjustments:</u>								524
525											525
526											526
527			SUBTOTAL INCREMENTAL ADJUSTMENTS	-	-	-	-				527
528			SUBTOTAL STATE LIBRARY	15,416,200			15,416,200	2,701,146	267,000	18,384,346	528
529											529
530	H910	28	Arts Commission	4,366,187			4,366,187	1,335,641	148,707	5,850,535	530
531			<u>State Funds Adjustments:</u>								531
532			Greenville Cultural & Arts Center			19,000,000	19,000,000			19,000,000	532



SUMMARY CONTROL DOCUMENT  
FY 2021-2022 Appropriation Bill

Governor's Executive Budget

*The Summary Control Document is the SC Department of Administration - Executive Budget Office's attempt to maintain a historical record in summary form reflecting the Governor's Budget recommendations. It is not intended to be construed as a binding, legal document.*

Line				FY 2021-22 Agency Beginning Base	State			Federal Funds	Other Funds	Total Funds	Line
					Part 1A Recurring Funds	Nonrecurring Proviso	FY 2020-21 Capital Reserve Fund				
					Total State Funds	Federal Funds	Other Funds				
533			Sumter Opera House		15,000,000		15,000,000			15,000,000	533
534			Cultural Arts and Theatre Center Grants		450,000		450,000			450,000	534
535											535
536			<u>Federal Funds Adjustments:</u>								536
537											537
538			<u>Other Funds Adjustments:</u>								538
539											539
540											540
541			SUBTOTAL INCREMENTAL ADJUSTMENTS		-	34,450,000	-	34,450,000		34,450,000	541
542			SUBTOTAL ARTS COMMISSION		4,366,187		38,816,187	1,335,641	148,707	40,300,535	542
543											543
544	H950	29	State Museum (State Museum Commission)	3,942,954			3,942,954		3,100,000	7,042,954	544
545			<u>State Funds Adjustments:</u>								545
546											546
547			<u>Federal Funds Adjustments:</u>								547
548											548
549			<u>Other Funds Adjustments:</u>								549
550											550
551											551
552			SUBTOTAL INCREMENTAL ADJUSTMENTS		-	-	-	-			552
553			SUBTOTAL STATE MUSEUM		3,942,954		3,942,954		3,100,000	7,042,954	553
554											554
555	H960	30	Confederate Relic Room and Military Museum Commission	936,763			936,763		419,252	1,356,015	555
556			<u>State Funds Adjustments:</u>								556
557											557
558			<u>Other Funds Adjustments:</u>								558
559											559
560											560
561			SUBTOTAL INCREMENTAL ADJUSTMENTS		-	-	-	-			561
562			SUBTOTAL CONFEDERATE RELIC ROOM AND MILITARY MUSEUM COMMISSION		936,763		936,763		419,252	1,356,015	562
563											563
564	H730	32	Vocational Rehabilitation	17,058,843			17,058,843	122,342,107	35,340,201	174,741,151	564
565			<u>State Funds Adjustments:</u>								565
566											566
567			<u>Federal Funds Adjustments:</u>								567
568											568
569			<u>Other Funds Adjustments:</u>								569
570											570
571											571
572			SUBTOTAL INCREMENTAL ADJUSTMENTS		-	-	-	-			572
573			SUBTOTAL VOCATIONAL REHABILITATION		17,058,843		17,058,843	122,342,107	35,340,201	174,741,151	573
574											574
575	J020	33	Department of Health & Human Services	1,416,223,137			1,416,223,137	5,339,173,028	990,481,944	7,745,878,109	575
576			<u>State Funds Adjustments:</u>								576
577			Maintenance of Effort Annualization		10,000,000		10,000,000			10,000,000	577
578			Transfer to Dept. of Disabilities and Special Needs		(1,808,437)		(1,808,437)			(1,808,437)	578
579			Medical Contract Grants			2,000,000	2,000,000			2,000,000	579
580											580
581			<u>Federal Funds Adjustments:</u>								581
582			Maintenance of Effort Annualization					137,355,153		137,355,153	582
583											583
584			<u>Other Funds Adjustments:</u>								584
585			Maintenance of Effort Annualization						46,437,904	46,437,904	585
586											586
587			SUBTOTAL INCREMENTAL ADJUSTMENTS		8,191,563	2,000,000	10,191,563	137,355,153	46,437,904	193,984,620	587
588			SUBTOTAL DEPT. OF HEALTH & HUMAN SERVICES		1,424,414,700		1,426,414,700	5,476,528,181	1,036,919,848	7,939,862,729	588
589											589
590	J040	34	Department of Health & Environmental Control	145,115,520			145,115,520	286,140,200	220,899,732	652,155,452	590
591			<u>State Funds Adjustments:</u>								591

SUMMARY CONTROL DOCUMENT  
FY 2021-2022 Appropriation Bill

Governor's Executive Budget

*The Summary Control Document is the SC Department of Administration - Executive Budget Office's attempt to maintain a historical record in summary form reflecting the Governor's Budget recommendations. It is not intended to be construed as a binding, legal document.*

Line	Agency	FY 2021-22	Beginning Base	State				Federal	Other	Total	Line
				Part 1A Recurring Funds	Nonrecurring Proviso	FY 2020-21 Capital Reserve Fund	Total	Federal	Other	Total	
							State Funds	Funds	Funds	Funds	
592							-				592
593							-				593
594							-				594
595											595
596											596
597											597
598							-				598
599				145,115,520			145,115,520	286,140,200	220,899,732	652,155,452	599
600											600
601	J120	35	Department of Mental Health	256,881,419			256,881,419	22,270,928	230,356,451	509,508,798	601
602			State Funds Adjustments:								602
603			Sexually Violent Predator Treatment Program		2,000,000		2,000,000			2,000,000	603
604			State Veterans Nursing Homes		5,000,000		5,000,000			5,000,000	604
605			\$1,500 Signing Bonus for School Mental Health Counselors			600,000	600,000			600,000	605
606			Transfer Alzheimer's Funding to Department on Aging		(778,706)		(778,706)			(778,706)	606
607											607
608			Federal Funds Adjustments:								608
609											609
610			Other Funds Adjustments:								610
611			Other Funds Increase						36,000,000	36,000,000	611
612											612
613			SUBTOTAL INCREMENTAL ADJUSTMENTS		6,221,294	600,000	6,821,294		36,000,000	42,821,294	613
614			SUBTOTAL DEPARTMENT OF MENTAL HEALTH		263,102,713		263,702,713	22,270,928	266,356,451	552,330,092	614
615											615
616	J160	36	Department of Disabilities & Special Needs	271,939,252			271,939,252	340,000	532,522,017	804,801,269	616
617			State Funds Adjustments:								617
618			Transfer from Dept. of Health & Human Services		1,808,437		1,808,437			1,808,437	618
619			South Carolina Genomic Medicine Initiative at Greenwood Genetic Center			2,000,000	2,000,000			2,000,000	619
620											620
621			Federal Funds Adjustments:								621
622											622
623			Other Funds Adjustments:								623
624			First Filled Slots - DHHS Transfer						4,391,210	4,391,210	624
625											625
626			SUBTOTAL INCREMENTAL ADJUSTMENTS		1,808,437	2,000,000	3,808,437		4,391,210	8,199,647	626
627			SUBTOTAL DEPT. OF DISABILITIES & SPECIAL NEEDS		273,747,689		275,747,689	340,000	536,913,227	813,000,916	627
628											628
629	J200	37	Department of Alcohol & Other Drug Abuse Services	11,983,171			11,983,171	54,872,054	1,074,397	67,929,622	629
630			State Funds Adjustments:								630
631			Addiction Crisis Efforts		3,000,000		3,000,000			3,000,000	631
632											632
633			Federal Funds Adjustments:								633
634											634
635			Other Funds Adjustments:								635
636											636
637											637
638			SUBTOTAL INCREMENTAL ADJUSTMENTS		3,000,000	-	3,000,000			3,000,000	638
639			SUBTOTAL DEPT. OF ALCOHOL & OTHER DRUG ABUSE		14,983,171		14,983,171	54,872,054	1,074,397	70,929,622	639
640											640
641	L040	38	Department of Social Services	203,759,127			203,759,127	508,278,168	56,346,297	768,383,592	641
642			State Funds Adjustments:								642
643			Caring for South Carolina's Children		20,000,000	5,000,000	25,000,000			25,000,000	643
644											644
645			Federal Funds Adjustments:								645
646			Caring for South Carolina's Children					20,678,655		20,678,655	646
647											647
648			Other Funds Adjustments:								648
649											649
650											650

SUMMARY CONTROL DOCUMENT				Governor's Executive Budget							
FY 2021-2022 Appropriation Bill											
<i>The Summary Control Document is the SC Department of Administration - Executive Budget Office's attempt to maintain a historical record in summary form reflecting the Governor's Budget recommendations. It is not intended to be construed as a binding, legal document.</i>				State			Federal	Other	Total		
				FY 2021-22 Agency	Part 1A Recurring Funds	Nonrecurring Proviso	FY 2020-21 Capital Reserve Fund	Total State Funds	Federal Funds	Other Funds	Total Funds
Line			Beginning Base								
651				20,000,000	5,000,000	-	25,000,000	20,678,655		45,678,655	651
652				223,759,127			228,759,127	528,956,823	56,346,297	814,062,247	652
653											653
654	L240	39	Commission for the Blind	4,011,040			4,011,040	9,564,818	403,000	13,978,858	654
655			<u>State Funds Adjustments:</u>								655
656			HVAC and Lighting Renovation		5,101,685		5,101,685			5,101,685	656
657											657
658			<u>Federal Funds Adjustments:</u>								658
659											659
660			<u>Other Funds Adjustments:</u>								660
661											661
662											662
663			SUBTOTAL INCREMENTAL ADJUSTMENTS	-	5,101,685	-	5,101,685			5,101,685	663
664			SUBTOTAL COMMISSION FOR THE BLIND	4,011,040			9,112,725	9,564,818	403,000	19,080,543	664
665											665
666	L060	40	Department on Aging	18,846,272			18,846,272	27,349,923	6,054,297	52,250,492	666
667			<u>State Funds Adjustments:</u>								667
668			Transfer of Alzheimer's Funding From Mental Health		778,706		778,706			778,706	668
669											669
670			<u>Federal Funds Adjustments:</u>								670
671											671
672			<u>Other Funds Adjustments:</u>								672
673											673
674											674
675			SUBTOTAL INCREMENTAL ADJUSTMENTS	778,706	-	-	778,706			778,706	675
676			SUBTOTAL HOUSING FINANCE & DEVELOPMENT AUTHORITY	19,624,978			19,624,978	27,349,923	6,054,297	53,029,198	676
677											677
678	L080	41	Department of Children's Advocacy	7,982,182			7,982,182	451,680	11,027,688	19,461,550	678
679			<u>State Funds Adjustments:</u>								679
680											680
681			<u>Federal Funds Adjustments:</u>								681
682											682
683			<u>Other Funds Adjustments:</u>								683
684											684
685											685
686			SUBTOTAL INCREMENTAL ADJUSTMENTS	-	-	-					686
687			SUBTOTAL HOUSING FINANCE & DEVELOPMENT AUTHORITY	7,982,182			7,982,182	451,680	11,027,688	19,461,550	687
688											688
689	L320	42	Housing Finance & Development Authority				-	173,055,408	36,008,678	209,064,086	689
690			<u>State Funds Adjustments:</u>								690
691											691
692			<u>Federal Funds Adjustments:</u>								692
693			Housing Initiatives					2,032,876		2,032,876	693
694			Contract Administration and Compliance					6,234,859		6,234,859	694
695			Rental Assistance					398,439		398,439	695
696			Housing Tax Credits					169,697		169,697	696
697			Employee Benefits					224,224		224,224	697
698											698
699			<u>Other Funds Adjustments:</u>								699
700			Housing Initiatives						23,589	23,589	700
701			Executive Administration and Special Projects						272,130	272,130	701
702			Support Services						(190,248)	(190,248)	702
703			Mortgage Servicing						(271,927)	(271,927)	703
704			Mortgage Production						(20,341)	(20,341)	704
705			Finance						(202,358)	(202,358)	705
706			Employee Benefits						248,374	248,374	706
707											707
708			SUBTOTAL INCREMENTAL ADJUSTMENTS	-	-	-		9,060,095	(140,781)	8,919,314	708
709			SUBTOTAL HOUSING FINANCE & DEVELOPMENT AUTHORITY	-			-	182,115,503	35,867,897	217,983,400	709

SUMMARY CONTROL DOCUMENT				Governor's Executive Budget								
FY 2021-2022 Appropriation Bill												
<i>The Summary Control Document is the SC Department of Administration - Executive Budget Office's attempt to maintain a historical record in summary form reflecting the Governor's Budget recommendations. It is not intended to be construed as a binding, legal document.</i>				State			Federal	Other	Total			
				FY 2021-22 Agency Beginning Base	Part 1A Recurring Funds	Nonrecurring Proviso	FY 2020-21 Capital Reserve Fund	Total State Funds	Federal Funds	Other Funds	Total Funds	Line
710											710	
711	P120	43	Forestry Commission	22,004,592				22,004,592	4,763,560	9,678,713	36,446,865	711
712			State Funds Adjustments:									712
713			Firefighting Equipment			1,000,000		1,000,000			1,000,000	713
714			Expedited Equipment Replacement			1,000,000		1,000,000			1,000,000	714
715												715
716			Federal Funds Adjustments:									716
717												717
718			Other Funds Adjustments:									718
719												719
720												720
721			SUBTOTAL INCREMENTAL ADJUSTMENTS			2,000,000		2,000,000			2,000,000	721
722			SUBTOTAL FORESTRY COMMISSION	22,004,592				24,004,592	4,763,560	9,678,713	38,446,865	722
723												723
724	P160	44	Department of Agriculture	14,081,288				14,081,288	2,219,304	9,190,015	25,490,607	724
725			State Funds Adjustments:									725
726			Federal Hemp Farming Compliance			1,100,000		1,100,000			1,100,000	726
727			Hemp Testing Equipment			425,000		425,000			425,000	727
728			Operational Costs			850,000		850,000			850,000	728
729												729
730			Federal Funds Adjustments:									730
731			Federal Budget Authority for TEFAP and CSFP Programs						3,523,300		3,523,300	731
732												732
733			Other Funds Adjustments:									733
734												734
735												735
736			SUBTOTAL INCREMENTAL ADJUSTMENTS			2,375,000		2,375,000	3,523,300		5,898,300	736
737			SUBTOTAL DEPARTMENT OF AGRICULTURE	14,081,288				16,456,288	5,742,604	9,190,015	31,388,907	737
738												738
739	P200	45	Clemson-PSA	46,722,293				46,722,293	17,275,000	23,395,568	87,392,861	739
740			State Funds Adjustments:									740
741												741
742			Federal Funds Adjustments:									742
743			Federal Funds Increase						5,250,000		5,250,000	743
744												744
745			Other Funds Adjustments:									745
746												746
747												747
748			SUBTOTAL INCREMENTAL ADJUSTMENTS						5,250,000		5,250,000	748
749			SUBTOTAL CLEMSON-PSA	46,722,293				46,722,293	22,525,000	23,395,568	92,642,861	749
750												750
751	P210	46	SC State-PSA	4,883,183				4,883,183	4,173,741		9,056,924	751
752			State Funds Adjustments:									752
753												753
754			Federal Funds Adjustments:									754
755												755
756												756
757			SUBTOTAL INCREMENTAL ADJUSTMENTS									757
758			SUBTOTAL SC STATE-PSA	4,883,183				4,883,183	4,173,741		9,056,924	758
759												759
760	P240	47	Department of Natural Resources	36,250,466				36,250,466	31,248,135	47,685,205	115,183,806	760
761			State Funds Adjustments:									761
762			Law Enforcement Officer - Increases		706,066			706,066			706,066	762
763			Law Enforcement Officer - Overtime Pay			597,204		597,204			597,204	763
764			Agency Headquarters Relocation			2,002,500		2,002,500			2,002,500	764
765			Marine Research Lab Shoreline Protection			585,500		585,500			585,500	765
766			State Water Plan - Pee Dee and Broad River Basins			2,995,000		2,995,000			2,995,000	766
767												767
768			Federal Funds Adjustments:									768

SUMMARY CONTROL DOCUMENT				Governor's Executive Budget							
FY 2021-2022 Appropriation Bill											
<i>The Summary Control Document is the SC Department of Administration - Executive Budget Office's attempt to maintain a historical record in summary form reflecting the Governor's Budget recommendations. It is not intended to be construed as a binding, legal document.</i>				State			Federal	Other	Total		
				FY 2021-22 Agency	Part 1A Recurring Funds	Nonrecurring Proviso	FY 2020-21 Capital Reserve Fund	Total State Funds	Federal Funds	Other Funds	Total Funds
Line			Beginning Base								
769			FEMA Reclamation grant					500,500		500,500	769
770											770
771			<u>Other Funds Adjustments:</u>								771
772			Heritage Trust-Cultural Resource Management						608,010	608,010	772
773			Wild Turkey Research, Tagging & Harvest Reporting						475,000	475,000	773
774			Water Recreation Resource Fund Projects						321,000	321,000	774
775											775
776			SUBTOTAL INCREMENTAL ADJUSTMENTS	706,066	6,180,204	-	6,886,270	500,500	1,404,010	8,790,780	776
777			SUBTOTAL DEPT. OF NATURAL RESOURCES	36,956,532			43,136,736	31,748,635	49,089,215	123,974,586	777
778											778
779	P260	48	Sea Grant Consortium	755,722			755,722	4,550,000	450,000	5,755,722	779
780			<u>State Funds Adjustments:</u>								780
781											781
782			<u>Federal Funds Adjustments:</u>								782
783											783
784			<u>Other Funds Adjustments:</u>								784
785											785
786											786
787			SUBTOTAL INCREMENTAL ADJUSTMENTS	-	-	-	-				787
788			SUBTOTAL SEA GRANT CONSORTIUM	755,722			755,722	4,550,000	450,000	5,755,722	788
789											789
790	P280	49	Department of Parks, Recreation & Tourism	51,006,441			51,006,441	2,505,110	63,418,042	116,929,593	790
791			<u>State Funds Adjustments:</u>								791
792			Hunting Island Lighthouse Repair		1,000,000		1,000,000			1,000,000	792
793			Charles Towne Landing Animal Forest Enclosure Repairs and Upgrades		500,000		500,000			500,000	793
794			Comfort Station/Rest Station Renovations		500,000		500,000			500,000	794
795			Parks Revitalization Grants		1,500,000		1,500,000			1,500,000	795
796			Sports Marketing Grants		1,500,000		1,500,000			1,500,000	796
797			Columbia Convention Center		15,000,000		15,000,000			15,000,000	797
798											798
799			<u>Federal Funds Adjustments:</u>								799
800			Recreation Grants and Policy					2,000,000		2,000,000	800
801											801
802			<u>Other Funds Adjustments:</u>								802
803			State Park Service - Authorization						4,534,080	4,534,080	803
804			Parks and Recreation Development Fund						1,500,000	1,500,000	804
805											805
806			SUBTOTAL INCREMENTAL ADJUSTMENTS	-	20,000,000	-	20,000,000	2,000,000	6,034,080	28,034,080	806
807			SUBTOTAL DEPT. OF PRT	51,006,441			71,006,441	4,505,110	69,452,122	144,963,673	807
808											808
809	P320	50	Department of Commerce	52,624,576			52,624,576	19,465,015	54,611,500	126,701,091	809
810			<u>State Funds Adjustments:</u>								810
811			Small Business Relief Grant Program		123,205,312		123,205,312			123,205,312	811
812			Closing Fund		2,700,000		2,700,000			2,700,000	812
813			Locate-SC		4,000,000		4,000,000			4,000,000	813
814											814
815			<u>Federal Funds Adjustments:</u>								815
816											816
817			<u>Other Fund Adjustments:</u>								817
818											818
819											819
820			SUBTOTAL INCREMENTAL ADJUSTMENTS	-	129,905,312	-	129,905,312			129,905,312	820
821			SUBTOTAL DEPT. OF COMMERCE	52,624,576			182,529,888	19,465,015	54,611,500	256,606,403	821
822											822
823	P340	51	Jobs-Economic Development Authority					18,000	405,150	423,150	823
824			<u>State Funds Adjustments:</u>								824
825											825
826			<u>Federal Funds Adjustments:</u>								826
827											827
828			<u>Other Funds Adjustments:</u>								828

SUMMARY CONTROL DOCUMENT  
FY 2021-2022 Appropriation Bill

Governor's Executive Budget

*The Summary Control Document is the SC Department of Administration - Executive Budget Office's attempt to maintain a historical record in summary form reflecting the Governor's Budget recommendations. It is not intended to be construed as a binding, legal document.*

Line				FY 2021-22 Agency Beginning Base	State				Federal Funds	Other Funds	Total Funds	Line
					Part 1A	Nonrecurring	FY 2020-21	Total				
					Recurring Funds	Proviso	Capital Reserve Fund	State Funds				
829												829
830												830
831			SUBTOTAL INCREMENTAL ADJUSTMENTS		-	-	-	-				831
832			SUBTOTAL JOBS-ECONOMIC DEVELOPMENT AUTHORITY		-			-	18,000	405,150	423,150	832
833												833
834	P360	52	Patriots Point Authority							13,836,012	13,836,012	834
835			State Funds Adjustments:									835
836												836
837			Other Funds Adjustments:									837
838												838
839												839
840			SUBTOTAL INCREMENTAL ADJUSTMENTS		-	-	-	-				840
841			SUBTOTAL PATRIOTS POINT AUTHORITY		-			-		13,836,012	13,836,012	841
842												842
843	P400	53	Conservation Bank	9,070,134				9,070,134		2,564,400	11,634,534	843
844			State Funds Adjustments:									844
845			Conservation Grant Funding			7,500,000		7,500,000			7,500,000	845
846												846
847			Other Funds Adjustments:									847
848												848
849												849
850			SUBTOTAL INCREMENTAL ADJUSTMENTS		-	7,500,000	-	7,500,000			7,500,000	850
851			SUBTOTAL CONSERVATION BANK		9,070,134			16,570,134		2,564,400	19,134,534	851
852												852
853	P450	54	Rural Infrastructure Authority	22,035,656				22,035,656	700,000	21,394,000	44,129,656	853
854			State Funds Adjustments:									854
855			Rural Infrastructure Fund			3,129,944		3,129,944			3,129,944	855
856			Water and Sewer Regionalization Fund			3,000,000		3,000,000			3,000,000	856
857												857
858			Other Funds Adjustments:									858
859			Other Funds Increase							90,000	90,000	859
860												860
861			SUBTOTAL INCREMENTAL ADJUSTMENTS		-	6,129,944	-	6,129,944		90,000	6,219,944	861
862			SUBTOTAL RURAL INFRASTRUCTURE AUTHORITY		22,035,656			28,165,600	700,000	21,484,000	50,349,600	862
863												863
864	B040	57	Judicial Department	70,008,010				70,008,010	835,393	22,123,000	92,966,403	864
865			State Funds Adjustments:									865
866												866
867			Federal Funds Adjustments:									867
868												868
869			Other Funds Adjustments:									869
870												870
871												871
872			SUBTOTAL INCREMENTAL ADJUSTMENTS		-	-	-	-				872
873			SUBTOTAL JUDICIAL DEPARTMENT		70,008,010			70,008,010	835,393	22,123,000	92,966,403	873
874												874
875	C050	58	Administrative Law Court	3,157,701				3,157,701		1,555,986	4,713,687	875
876			State Funds Adjustments:									876
877												877
878			Other Funds Adjustments:									878
879			Other Funds Adjustment							100,000	100,000	879
880												880
881			SUBTOTAL INCREMENTAL ADJUSTMENTS		-	-	-	-		100,000	100,000	881
882			SUBTOTAL ADMINISTRATIVE LAW JUDGES		3,157,701			3,157,701		1,655,986	4,813,687	882
883												883
884	E200	59	Attorney General	14,633,341				14,633,341	60,003,654	26,764,911	101,401,906	884
885			State Funds Adjustments:									885
886												886
887			Federal Funds Adjustments:									887

SUMMARY CONTROL DOCUMENT  
FY 2021-2022 Appropriation Bill

Governor's Executive Budget

*The Summary Control Document is the SC Department of Administration - Executive Budget Office's attempt to maintain a historical record in summary form reflecting the Governor's Budget recommendations. It is not intended to be construed as a binding, legal document.*

				Governor's Executive Budget							
				State			Federal	Other	Total		
				FY 2021-22 Agency Beginning Base	Part 1A Recurring Funds	Nonrecurring Proviso	FY 2020-21 Capital Reserve Fund	Total State Funds	Federal Funds	Other Funds	Total Funds
Line											
888											888
889			Other Funds Adjustments:								889
890											890
891											891
892			SUBTOTAL INCREMENTAL ADJUSTMENTS								892
893			SUBTOTAL ATTORNEY GENERAL		14,633,341			14,633,341	60,003,654	26,764,911	101,401,906
894											894
895	E210	60	Prosecution Coordination Commission	29,075,368				29,075,368	355,583	8,325,000	37,755,951
896			State Funds Adjustments:								896
897			Circuit Solicitors: Drug Court Funding		1,000,000			1,000,000			1,000,000
898			Case Management System			10,200,000		10,200,000			10,200,000
899											899
900			Federal Funds Adjustments:								900
901											901
902			Other Funds Adjustments:								902
903											903
904											904
905			SUBTOTAL INCREMENTAL ADJUSTMENTS		1,000,000	10,200,000	-	11,200,000			11,200,000
906			SUBTOTAL PROSECUTION COORDINATION COMMISSION		30,075,368			40,275,368	355,583	8,325,000	48,955,951
907											907
908	E230	61	Commission on Indigent Defense	31,900,161				31,900,161		14,296,872	46,197,033
909			State Funds Adjustments:								909
910											910
911			Other Funds Adjustments:								911
912			Title IV (E) Funding Authorization							1,000,000	1,000,000
913											913
914			Federal Funds Adjustments:								914
915			Federal Funds Authorization for OJDP Grant						121,477		121,477
916											916
917			SUBTOTAL INCREMENTAL ADJUSTMENTS		-	-	-	-	121,477	1,000,000	1,121,477
918			SUBTOTAL COMMISSION ON INDIGENT DEFENSE		31,900,161			31,900,161	121,477	15,296,872	47,318,510
919											919
920	D100	62	Governor's Office-SLED	54,760,881				54,760,881	25,000,000	23,548,045	103,308,926
921			State Funds Adjustments:								921
922			Law Enforcement Rank Change		1,483,670			1,483,670			1,483,670
923			Statewide Interoperability Coordinator - Transfer from Admin		110,200			110,200			110,200
924			PTSD Treatment - FAST Program			250,000		250,000			250,000
925			Immigration Officers Position Funding		177,756			177,756			177,756
926			Illegal Immigration Unit from Department of Public Safety		763,222			763,222			763,222
927											927
928			Federal Funds Adjustments:								928
929											929
930			Other Funds Adjustments:								930
931											931
932											932
933			SUBTOTAL INCREMENTAL ADJUSTMENTS		2,534,848	250,000	-	2,784,848			2,784,848
934			SUBTOTAL SLED		57,295,729			57,545,729	25,000,000	23,548,045	106,093,774
935											935
936	K050	63	Department of Public Safety	98,705,783				98,705,783	24,611,366	45,957,430	169,274,579
937			State Funds Adjustments:								937
938			School Resource Officers		23,400,000			23,400,000			23,400,000
939			Career Path Retention Plan		4,000,000			4,000,000			4,000,000
940			Local Law Enforcement Grants			2,000,000		2,000,000			2,000,000
941			School Resource Officers from Department of Education		11,935,000			11,935,000			11,935,000
942			Illegal Immigration Unit to SLED		(763,222)			(763,222)			(763,222)
943											943
944			Federal Funds Adjustments:								944
945			Non-Motorized Safety Grant						317,294		317,294
946			164 (Repeat Intoxicated Driver) Transfer Funds						1,434,582		1,434,582
947											947

SUMMARY CONTROL DOCUMENT  
FY 2021-2022 Appropriation Bill

Governor's Executive Budget

*The Summary Control Document is the SC Department of Administration - Executive Budget Office's attempt to maintain a historical record in summary form reflecting the Governor's Budget recommendations. It is not intended to be construed as a binding, legal document.*

				Governor's Executive Budget								
				State			Federal	Other	Total			
				FY 2021-22 Agency Beginning Base	Part 1A Recurring Funds	Nonrecurring Proviso	FY 2020-21 Capital Reserve Fund	Total State Funds	Federal Funds	Other Funds	Total Funds	Line
948			Other Funds Adjustments:									948
949												949
950												950
951			SUBTOTAL INCREMENTAL ADJUSTMENTS		38,571,778	2,000,000	-	40,571,778	1,751,876		42,323,654	951
952			SUBTOTAL DEPARTMENT OF PUBLIC SAFETY		137,277,561			139,277,561	26,363,242	45,957,430	211,598,233	952
953												953
954	N200	64	Law Enforcement Training Council (Criminal Justice Academy)	8,708,307				8,708,307	601,000	6,805,025	16,114,332	954
955			State Funds Adjustments:									955
956			Emergency Generator for Academy Main Building			2,750,000		2,750,000			2,750,000	956
957												957
958			Federal Funds Adjustments:									958
959			Federal Funds Increase						128,000		128,000	959
960												960
961			Other Funds Adjustments:									961
962												962
963												963
964			SUBTOTAL INCREMENTAL ADJUSTMENTS		-	2,750,000	-	2,750,000	128,000		2,878,000	964
965			SUBTOTAL LAW ENFORCEMENT TRAINING COUNCIL		8,708,307			11,458,307	729,000	6,805,025	18,992,332	965
966												966
967	N040	65	Dept. of Corrections	455,647,384				455,647,384	3,773,785	66,209,210	525,630,379	967
968			State Funds Adjustments:									968
969			Retention Increases for Law Enforcement Officers			3,000,000		3,000,000			3,000,000	969
970												970
971			Federal Funds Adjustments:									971
972												972
973			Other Funds Adjustments:									973
974												974
975												975
976			SUBTOTAL INCREMENTAL ADJUSTMENTS		3,000,000	-	-	3,000,000			3,000,000	976
977			SUBTOTAL DEPT. OF CORRECTIONS		458,647,384			458,647,384	3,773,785	66,209,210	528,630,379	977
978												978
979	N080	66	Department of Probation, Parole & Pardon Services	45,917,062				45,917,062	206,000	21,044,391	67,167,453	979
980			State Funds Adjustments:									980
981			Sworn Officer Performance Pay Plan			2,085,300		2,085,300			2,085,300	981
982			Alston Wilkes Society			750,000		750,000			750,000	982
983												983
984			Federal Funds Adjustments:									984
985												985
986			Other Funds Adjustments:									986
987												987
988												988
989			SUBTOTAL INCREMENTAL ADJUSTMENTS		2,085,300	750,000	-	2,835,300			2,835,300	989
990			SUBTOTAL DEPT. OF PROBATION, PAROLE & PARDON		48,002,362			48,752,362	206,000	21,044,391	70,002,753	990
991												991
992	N120	67	Department of Juvenile Justice	116,686,011				116,686,011	3,000,000	18,992,699	138,678,710	992
993			State Funds Adjustments:									993
994			Juvenile Correction Officers and Community Specialists			1,301,389		1,301,389			1,301,389	994
995												995
996			Federal Funds Adjustments:									996
997												997
998			Other Funds Adjustments:									998
999												999
1000												1000
1001			SUBTOTAL INCREMENTAL ADJUSTMENTS		1,301,389	-	-	1,301,389			1,301,389	1001
1002			SUBTOTAL DEPT. OF JUVENILE JUSTICE		117,987,400			117,987,400	3,000,000	18,992,699	139,980,099	1002
1003												1003
1004	L360	70	Human Affairs Commission	2,606,319				2,606,319	336,225	750,000	3,692,544	1004
1005			State Funds Adjustments:									1005
1006												1006



SUMMARY CONTROL DOCUMENT  
FY 2021-2022 Appropriation Bill

Governor's Executive Budget

*The Summary Control Document is the SC Department of Administration - Executive Budget Office's attempt to maintain a historical record in summary form reflecting the Governor's Budget recommendations. It is not intended to be construed as a binding, legal document.*

Line				FY 2021-22 Agency Beginning Base	State			Federal Funds	Other Funds	Total Funds	Line				
					Part 1A Recurring Funds	Nonrecurring Proviso	FY 2020-21 Capital Reserve Fund					Total State Funds	Federal Funds	Other Funds	Total Funds
1007			Federal Funds Adjustments:								1007				
1008											1008				
1009			Other Funds Adjustments:								1009				
1010											1010				
1011											1011				
1012			SUBTOTAL INCREMENTAL ADJUSTMENTS				-				1012				
1013			SUBTOTAL HUMAN AFFAIRS COMMISSION				2,606,319	336,225	750,000	3,692,544	1013				
1014											1014				
1015	L460	71	Commission On Minority Affairs	1,517,245			1,517,245		261,814	1,779,059	1015				
1016			State Funds Adjustments:								1016				
1017							-				1017				
1018			Other Funds Adjustments:								1018				
1019											1019				
1020											1020				
1021			SUBTOTAL INCREMENTAL ADJUSTMENTS				-				1021				
1022			SUBTOTAL COMMISSION ON MINORITY AFFAIRS				1,517,245		261,814	1,779,059	1022				
1023											1023				
1024	R040	72	Public Service Commission						5,688,938	5,688,938	1024				
1025			Other Funds Adjustments:								1025				
1026			Administration - Personal Services & Employer Contributions						(125,083)	(125,083)	1026				
1027			Administration - Other Operating						(68,405)	(68,405)	1027				
1028											1028				
1029			SUBTOTAL INCREMENTAL ADJUSTMENTS						(193,488)	(193,488)	1029				
1030			SUBTOTAL PUBLIC SERVICE COMMISSION				-		5,495,450	5,495,450	1030				
1031											1031				
1032	R060	73	Office of Regulatory Staff					886,960	14,579,879	15,466,839	1032				
1033			State Funds Adjustments:								1033				
1034			Statewide Broadband Funding				30,000,000	30,000,000		30,000,000	1034				
1035											1035				
1036			Federal Funds Adjustments:								1036				
1037											1037				
1038			Other Funds Adjustments:								1038				
1039											1039				
1040											1040				
1041			SUBTOTAL INCREMENTAL ADJUSTMENTS				-				1041				
1042			SUBTOTAL OFFICE OF REGULATORY STAFF				-	30,000,000	886,960	45,466,839	1042				
1043											1043				
1044	R080	74	Workers Compensation Commission	2,578,439			2,578,439		5,607,845	8,186,284	1044				
1045			State Funds Adjustments:								1045				
1046											1046				
1047			Other Funds Adjustments:								1047				
1048											1048				
1049											1049				
1050			SUBTOTAL INCREMENTAL ADJUSTMENTS				-				1050				
1051			SUBTOTAL WORKERS COMP COMMISSION				2,578,439		5,607,845	8,186,284	1051				
1052											1052				
1053	R120	75	State Accident Fund						8,856,775	8,856,775	1053				
1054			Other Funds Adjustments:								1054				
1055			Other Funds Increase						1,954,288	1,954,288	1055				
1056											1056				
1057			SUBTOTAL INCREMENTAL ADJUSTMENTS				-		1,954,288	1,954,288	1057				
1058			SUBTOTAL STATE ACCIDENT FUND				-		10,811,063	10,811,063	1058				
1059											1059				
1060	R200	78	Department of Insurance	4,529,109			4,529,109		13,630,754	18,159,863	1060				
1061			State Funds Adjustments:								1061				
1062			Insurance Fraud Division				800,000	800,000		800,000	1062				
1063											1063				
1064			Other Funds Adjustments:								1064				
1065			Insurance Fraud Division						400,000	400,000	1065				

SUMMARY CONTROL DOCUMENT  
FY 2021-2022 Appropriation Bill

Governor's Executive Budget

*The Summary Control Document is the SC Department of Administration - Executive Budget Office's attempt to maintain a historical record in summary form reflecting the Governor's Budget recommendations. It is not intended to be construed as a binding, legal document.*

				Governor's Executive Budget								
				State			Federal	Other	Total			
				FY 2021-22 Agency Beginning Base	Part 1A Recurring Funds	Nonrecurring Proviso	FY 2020-21 Capital Reserve Fund	Total State Funds	Federal Funds	Other Funds	Total Funds	Line
1066												1066
1067			SUBTOTAL INCREMENTAL ADJUSTMENTS		800,000	-	-	800,000		400,000	1,200,000	1067
1068			SUBTOTAL DEPARTMENT OF INSURANCE		5,329,109			5,329,109		14,030,754	19,359,863	1068
1069												1069
1070	R230	79	Board of Financial Institutions							5,633,361	5,633,361	1070
1071			<u>Other Funds Adjustments:</u>									1071
1072			Personal Services - Consumer Finance Division							33,238	33,238	1072
1073			Employer Contributions							140,582	140,582	1073
1074			Administration							9,623	9,623	1074
1075												1075
1076			SUBTOTAL INCREMENTAL ADJUSTMENTS		-	-	-	-		183,443	183,443	1076
1077			SUBTOTAL BOARD OF FINANCIAL INSTITUTIONS		-	-	-	-		5,816,804	5,816,804	1077
1078												1078
1079	R280	80	Department of Consumer Affairs	1,689,148				1,689,148		2,059,666	3,748,814	1079
1080			<u>State Funds Adjustments:</u>									1080
1081								-				1081
1082			<u>Other Funds Adjustments:</u>									1082
1083			Personal Services							45,800	45,800	1083
1084			Other Funds Cost of Living, Retirement, Health and Dental Increases							100,430	100,430	1084
1085			Operating Expenses-Electricity							13,000	13,000	1085
1086												1086
1087			SUBTOTAL INCREMENTAL ADJUSTMENTS		-	-	-	-		159,230	159,230	1087
1088			SUBTOTAL DEPT. OF CONSUMER AFFAIRS		1,689,148			1,689,148		2,218,896	3,908,044	1088
1089												1089
1090	R360	81	Department of Labor, Licensing, & Regulation	1,482,653				1,482,653	2,904,264	36,797,608	41,184,525	1090
1091			<u>State Funds Adjustments:</u>									1091
1092			PTSD Treatment - FAST Program			250,000		250,000			250,000	1092
1093			Sumter Landfill Search			200,760		200,760			200,760	1093
1094			Urban Search & Rescue Task Force and Helicopter Aquatic Rescue Team			850,000		850,000			850,000	1094
1095			Local Fire Department Grants			280,000		280,000			280,000	1095
1096												1096
1097			<u>Federal Funds Adjustments:</u>									1097
1098			Federal Funds Increase						1,000,000		1,000,000	1098
1099												1099
1100			<u>Other Funds Adjustments:</u>									1100
1101			Employer Contributions							3,180,000	3,180,000	1101
1102			V-SAFE							3,500,000	3,500,000	1102
1103			Personal Services							2,560,600	2,560,600	1103
1104			IT Security Plan							500,000	500,000	1104
1105			OSHA Matching Funds							500,000	500,000	1105
1106												1106
1107			SUBTOTAL INCREMENTAL ADJUSTMENTS		-	1,580,760	-	1,580,760	1,000,000	10,240,600	12,821,360	1107
1108			SUBTOTAL DEPT. OF LABOR, LICENSING & REGULATION		1,482,653			3,063,413	3,904,264	47,038,208	54,005,885	1108
1109												1109
1110	R400	82	Department of Motor Vehicles	91,348,386				91,348,386	1,700,000	14,747,596	107,795,982	1110
1111			<u>State Funds Adjustments:</u>									1111
1112			Employee Retention and Career Path Plan		1,000,000			1,000,000			1,000,000	1112
1113												1113
1114			<u>Federal Funds Adjustments:</u>									1114
1115												1115
1116			<u>Other Funds Adjustments:</u>									1116
1117			Increase Plate Replacement							500,000	500,000	1117
1118												1118
1119			SUBTOTAL INCREMENTAL ADJUSTMENTS		1,000,000	-	-	1,000,000		500,000	1,500,000	1119
1120			SUBTOTAL DEPT. OF MOTOR VEHICLES		92,348,386			92,348,386	1,700,000	15,247,596	109,295,982	1120
1121												1121
1122	R600	83	Department of Employment & Workforce	504,659				504,659	150,987,848	16,017,884	167,510,391	1122
1123			<u>State Funds Adjustments:</u>									1123
1124								-				1124

SUMMARY CONTROL DOCUMENT				Governor's Executive Budget								
FY 2021-2022 Appropriation Bill												
<i>The Summary Control Document is the SC Department of Administration - Executive Budget Office's attempt to maintain a historical record in summary form reflecting the Governor's Budget recommendations. It is not intended to be construed as a binding, legal document.</i>				State			Federal	Other	Total			
				FY 2021-22 Agency Beginning Base	Part 1A Recurring Funds	Nonrecurring Proviso	FY 2020-21 Capital Reserve Fund	Total State Funds	Federal Funds	Other Funds	Total Funds	Line
1125			Federal Funds Adjustments:							1125		
1126										1126		
1127			Other Funds Adjustments:							1127		
1128										1128		
1129										1129		
1130			SUBTOTAL INCREMENTAL ADJUSTMENTS							1130		
1131			SUBTOTAL DEPT. OF EMPLOYMENT & WORKFORCE	504,659	-	-	-	504,659	150,987,848	16,017,884	167,510,391	1131
1132											1132	
1133	U120	84	Department of Transportation	57,270				57,270		2,595,096,860	2,595,154,130	1133
1134			State Funds Adjustments:									1134
1135												1135
1136			Other Funds Adjustments:									1136
1137			Infrastructure Maintenance Trust Fund "New Gas Tax Fund"							51,713,305	51,713,305	1137
1138			Engineering & Construction/ Highway Fund							(189,949,810)	(189,949,810)	1138
1139			Engineering Construction/ Port Access Road							(39,430,128)	(39,430,128)	1139
1140			Act 176							50,321,929	50,321,929	1140
1141			Mark Clark Expressway							(4,500,000)	(4,500,000)	1141
1142			Cross Island Toll Fund							16,372,081	16,372,081	1142
1143												1143
1144			SUBTOTAL INCREMENTAL ADJUSTMENTS							(115,472,623)	(115,472,623)	1144
1145			SUBTOTAL DEPARTMENT OF TRANSPORTATION	57,270				57,270		2,479,624,237	2,479,681,507	1145
1146												1146
1147	U150	85	Infrastructure Bank Board							130,975,870	130,975,870	1147
1148			Other Funds Adjustments:									1148
1149			Other Funds Reduction							(4,744,000)	(4,744,000)	1149
1150												1150
1151			SUBTOTAL INCREMENTAL ADJUSTMENTS							(4,744,000)	(4,744,000)	1151
1152			SUBTOTAL INFRASTRUCTURE BANK BOARD							126,231,870	126,231,870	1152
1153												1153
1154	U200	86	County Transportation Funds							193,480,715	193,480,715	1154
1155			Other Funds Adjustments:									1155
1156			Other Funds Reduction							(45,480,715)	(45,480,715)	1156
1157												1157
1158			SUBTOTAL INCREMENTAL ADJUSTMENTS							(45,480,715)	(45,480,715)	1158
1159			SUBTOTAL COUNTY TRANSPORTATION FUNDS							148,000,000	148,000,000	1159
1160												1160
1161	U300	87	Division of Aeronautics	2,123,250				2,123,250	3,478,867	6,000,000	11,602,117	1161
1162			State Funds Adjustments:									1162
1163			Exterior Roofing & Coating			400,000		400,000			400,000	1163
1164			Surplus Equipment Acquisition			20,000		20,000			20,000	1164
1165												1165
1166			Federal Funds Adjustments:									1166
1167												1167
1168			Other Funds Adjustments:									1168
1169												1169
1170												1170
1171			SUBTOTAL INCREMENTAL ADJUSTMENTS			420,000		420,000			420,000	1171
1172			SUBTOTAL DIVISION OF AERONAUTICS	2,123,250				2,543,250	3,478,867	6,000,000	12,022,117	1172
1173												1173
1174	Y140	88	State Ports Authority									1174
1175			State Funds Adjustments:									1175
1176			Jasper Ocean Terminal Port Facility Infrastructure Fund			5,000,000		5,000,000			5,000,000	1176
1177												1177
1178			SUBTOTAL INCREMENTAL ADJUSTMENTS			5,000,000		5,000,000			5,000,000	1178
1179			SUBTOTAL STATE PORTS AUTHORITY					5,000,000			5,000,000	1179
1180												1180
1181	A010	91A	The Senate	15,149,409				15,149,409		300,000	15,449,409	1181
1182			State Funds Adjustments:									1182
1183												1183

SUMMARY CONTROL DOCUMENT				Governor's Executive Budget							
FY 2021-2022 Appropriation Bill											
<i>The Summary Control Document is the SC Department of Administration - Executive Budget Office's attempt to maintain a historical record in summary form reflecting the Governor's Budget recommendations. It is not intended to be construed as a binding, legal document.</i>				State			Federal	Other	Total		
					FY 2020-21						
Line			FY 2021-22 Agency Beginning Base	Part 1A Recurring Funds	Nonrecurring Proviso	Capital Reserve Fund	Total State Funds	Federal Funds	Other Funds	Total Funds	Line
1184			<u>Other Funds Adjustments:</u>								1184
1185											1185
1186											1186
1187			SUBTOTAL INCREMENTAL ADJUSTMENTS	-	-	-	-				1187
1188			SUBTOTAL THE SENATE	15,149,409			15,149,409		300,000	15,449,409	1188
1189											1189
1190	A050	91B	House of Representatives	22,966,544			22,966,544			22,966,544	1190
1191			<u>State Funds Adjustments:</u>								1191
1192											1192
1193			SUBTOTAL INCREMENTAL ADJUSTMENTS	-	-	-	-				1193
1194			SUBTOTAL HOUSE OF REPRESENTATIVES	22,966,544			22,966,544			22,966,544	1194
1195											1195
1196	A150	91C	Codification of Laws & Legislative Council	4,585,492			4,585,492		300,000	4,885,492	1196
1197			<u>State Funds Adjustments:</u>								1197
1198											1198
1199											1199
1200			SUBTOTAL INCREMENTAL ADJUSTMENTS	-	-	-	-				1200
1201			SUBTOTAL CODIFICATION OF LAWS & LEG COUNCIL	4,585,492			4,585,492		300,000	4,885,492	1201
1202											1202
1203	A170	91D	Legislative Services	6,459,276			6,459,276			6,459,276	1203
1204			<u>State Funds Adjustments:</u>								1204
1205											1205
1206											1206
1207			SUBTOTAL INCREMENTAL ADJUSTMENTS	-	-	-	-				1207
1208			SUBTOTAL LEGISLATIVE SERVICES	6,459,276			6,459,276			6,459,276	1208
1209											1209
1210	A200	91E	Legislative Audit Council	2,105,478			2,105,478		400,000	2,505,478	1210
1211			<u>State Funds Adjustments:</u>								1211
1212											1212
1213			<u>Other Funds Adjustments:</u>								1213
1214											1214
1215											1215
1216			SUBTOTAL INCREMENTAL ADJUSTMENTS	-	-	-	-				1216
1217			SUBTOTAL LEG AUDIT COUNCIL	2,105,478			2,105,478		400,000	2,505,478	1217
1218											1218
1219	D050	92A	Governor's Office-Executive Control of the State	3,122,331			3,122,331			3,122,331	1219
1220			<u>State Funds Adjustments:</u>								1220
1221							-				1221
1222											1222
1223			SUBTOTAL INCREMENTAL ADJUSTMENTS	-	-	-	-				1223
1224			SUBTOTAL EXECUTIVE CONTROL OF STATE	3,122,331			3,122,331			3,122,331	1224
1225											1225
1226	D200	92C	Governor's Office-Mansion & Grounds	333,868			333,868		200,000	533,868	1226
1227			<u>State Funds Adjustments:</u>								1227
1228							-				1228
1229			<u>Other Funds Adjustments:</u>								1229
1230											1230
1231											1231
1232			SUBTOTAL INCREMENTAL ADJUSTMENTS	-	-	-	-				1232
1233			SUBTOTAL MANSION & GROUNDS	333,868			333,868		200,000	533,868	1233
1234											1234
1235	D300	92D	Office of Resiliency				-				1235
1236			<u>State Funds Adjustments:</u>								1236
1237			Office of the Chief Resiliency Officer		250,000		250,000			250,000	1237
1238											1238
1239			<u>Other Funds Adjustments:</u>								1239
1240											1240
1241			<u>Federal Funds Adjustments:</u>								1241
1242			Transfer from Department of Administration					100,000,000		100,000,000	1242

SUMMARY CONTROL DOCUMENT  
FY 2021-2022 Appropriation Bill

Governor's Executive Budget

*The Summary Control Document is the SC Department of Administration - Executive Budget Office's attempt to maintain a historical record in summary form reflecting the Governor's Budget recommendations. It is not intended to be construed as a binding, legal document.*

Line	Agency	Beginning Base	FY 2021-22	State					Federal	Other	Total	Line		
				Part 1A	Nonrecurring	FY 2020-21	Total	Federal					Other	Total
				Recurring Funds	Proviso	Capital Reserve Fund								
1243												1243		
1244				250,000	-	-	250,000	100,000,000			100,250,000	1244		
1245				250,000			250,000	100,000,000			100,250,000	1245		
1246												1246		
1247	D500	93	Department of Administration	60,808,843			60,808,843	162,237,600	146,468,300		369,514,743	1247		
1248			<u>State Funds Adjustments:</u>									1248		
1249			Division of State Human Resources - Class & Compensation Reform		312,750	500,000	812,750				812,750	1249		
1250			Budget Development System		500,000		500,000				500,000	1250		
1251			Statewide Interoperability Coordinator - Transfer to SLED		(110,200)		(110,200)				(110,200)	1251		
1252			Deferred Maintenance Projects			6,198,000	6,198,000				6,198,000	1252		
1253												1253		
1254			<u>Federal Funds Adjustments:</u>									1254		
1255			Transfer to Office of Resiliency					(100,000,000)			(100,000,000)	1255		
1256			CARES Act Funds					19,000,000			19,000,000	1256		
1257												1257		
1258			<u>Other Funds Adjustments:</u>									1258		
1259												1259		
1260												1260		
1261			SUBTOTAL INCREMENTAL ADJUSTMENTS		702,550	6,698,000	-	7,400,550	(81,000,000)		(73,599,450)	1261		
1262			SUBTOTAL DEPARTMENT OF ADMINISTRATION		61,511,393			68,209,393	81,237,600	146,468,300	295,915,293	1262		
1263												1263		
1264	D250	94	Inspector General	834,890			834,890				834,890	1264		
1265			<u>State Funds Adjustments:</u>									1265		
1266												1266		
1267			<u>Other Funds Adjustments:</u>									1267		
1268												1268		
1269												1269		
1270			SUBTOTAL INCREMENTAL ADJUSTMENTS		-	-	-	-			-	1270		
1271			SUBTOTAL INSPECTOR GENERAL		834,890			834,890			834,890	1271		
1272												1272		
1273	E080	96	Secretary of State	1,246,839			1,246,839			2,284,255	3,531,094	1273		
1274			<u>State Funds Adjustments:</u>									1274		
1275			Boards & Commissions		110,000		110,000				110,000	1275		
1276												1276		
1277			<u>Other Funds Adjustments:</u>									1277		
1278			Other Funds Adjustments						185,000		185,000	1278		
1279												1279		
1280			SUBTOTAL INCREMENTAL ADJUSTMENTS		110,000	-	-	110,000		185,000	295,000	1280		
1281			SUBTOTAL SECRETARY OF STATE		1,356,839			1,356,839	2,469,255		3,826,094	1281		
1282												1282		
1283	E120	97	Comptroller General	2,560,272			2,560,272			875,434	3,435,706	1283		
1284			<u>State Funds Adjustments:</u>									1284		
1285												1285		
1286			<u>Other Funds Adjustments:</u>									1286		
1287												1287		
1288												1288		
1289			SUBTOTAL INCREMENTAL ADJUSTMENTS		-	-	-	-			-	1289		
1290			SUBTOTAL COMPTROLLER GENERAL		2,560,272			2,560,272		875,434	3,435,706	1290		
1291												1291		
1292	E160	98	State Treasurer	2,112,016			2,112,016			7,891,061	10,003,077	1292		
1293			<u>State Funds Adjustments:</u>									1293		
1294			Court Fines & Fees and Conviction Surcharge Support		50,000		50,000				50,000	1294		
1295												1295		
1296			<u>Other Funds Adjustments:</u>									1296		
1297			Employer Contributions						180,000		180,000	1297		
1298			Insurance Reserve Fund Premium Increase						15,748		15,748	1298		
1299			Banking Compliance, Banking Security and Vendor Management						230,000		230,000	1299		
1300			Building Security and Law Enforcement in Wade Hampton Building						31,000		31,000	1300		
1301			529 Savings Plan Field Representatives						125,000		125,000	1301		

SUMMARY CONTROL DOCUMENT				Governor's Executive Budget							
FY 2021-2022 Appropriation Bill											
<i>The Summary Control Document is the SC Department of Administration - Executive Budget Office's attempt to maintain a historical record in summary form reflecting the Governor's Budget recommendations. It is not intended to be construed as a binding, legal document.</i>				State			Federal	Other	Total		
				FY 2021-22 Agency Beginning Base	Part 1A Recurring Funds	Nonrecurring Proviso	FY 2020-21 Capital Reserve Fund	Total State Funds	Federal Funds	Other Funds	Total Funds
1302			Internet bandwidth, IT security and Software licensing					50,000	50,000	1302	
1303										1303	
1304			SUBTOTAL INCREMENTAL ADJUSTMENTS	50,000	-	-	50,000	631,748	681,748	1304	
1305			SUBTOTAL STATE TREASURER	2,162,016			2,162,016	8,522,809	10,684,825	1305	
1306										1306	
1307	E190	99	Retirement Systems Investment Commission					15,303,000	15,303,000	1307	
1308			Other Funds Adjustments:							1308	
1309										1309	
1310										1310	
1311			SUBTOTAL INCREMENTAL ADJUSTMENTS	-	-	-	-			1311	
1312			SUBTOTAL RETIREMENT SYSTEMS INVESTMENT COMMISSION	-			-	15,303,000	15,303,000	1312	
1313										1313	
1314	E240	100	Adjutant General	10,816,564			10,816,564	74,318,912	6,646,961	91,782,437	1314
1315			State Funds Adjustments:							1315	
1316			Armory Revitalization		3,000,000		3,000,000			3,000,000	1316
1317			PPE Warehouse		1,000,000		1,000,000			1,000,000	1317
1318			Aiken Readiness Center		15,000,000		15,000,000			15,000,000	1318
1319			Olympia Armory Repairs		1,200,000		1,200,000			1,200,000	1319
1320			SCEMD - Phase 1 of 3 HVAC Replacements		162,950		162,950			162,950	1320
1321										1321	
1322			Federal Funds Adjustments:							1322	
1323			Federal Authorization Increase					10,000,000		10,000,000	1323
1324										1324	
1325			Other Funds Adjustments:							1325	
1326										1326	
1327										1327	
1328			SUBTOTAL INCREMENTAL ADJUSTMENTS	-	20,362,950	-	20,362,950	10,000,000		30,362,950	1328
1329			SUBTOTAL ADJUTANT GENERAL	10,816,564			31,179,514	84,318,912	6,646,961	122,145,387	1329
1330										1330	
1331	E260	101	Veterans' Affairs	2,185,659			2,185,659		545,000	2,730,659	1331
1332			State Funds Adjustments:							1332	
1333			Office of the Secretary of Veterans' Affairs		356,298	452,500	808,798			808,798	1333
1334										1334	
1335										1335	
1336			Other Funds Adjustments:							1336	
1337										1337	
1338										1338	
1339			SUBTOTAL INCREMENTAL ADJUSTMENTS		356,298	452,500	808,798			808,798	1339
1340			SUBTOTAL VETERANS' AFFAIRS		2,541,957		2,994,457		545,000	3,539,457	1340
1341										1341	
1342	E280	102	Election Commission	6,627,413			6,627,413		1,640,700	8,268,113	1342
1343			State Funds Adjustments:							1343	
1344										1344	
1345			Other Funds Adjustments:							1345	
1346										1346	
1347										1347	
1348			SUBTOTAL INCREMENTAL ADJUSTMENTS		-	-	-			1348	
1349			SUBTOTAL ELECTION COMMISSION		6,627,413		6,627,413		1,640,700	8,268,113	1349
1350										1350	
1351	E500	103	Revenue & Fiscal Affairs Office	5,214,709			5,214,709	25,000	38,069,274	43,308,983	1351
1352			State Funds Adjustments:							1352	
1353										1353	
1354			Federal Funds Adjustments:							1354	
1355			911 Program, Increase Funds Authorization					2,308,315		2,308,315	1355
1356			Authorization Increase					177,959		177,959	1356
1357										1357	
1358			Other Funds Adjustments:							1358	
1359			911 Program, Increase Funds Authorization					13,000,000		13,000,000	1359
1360			Authorization Increase					500,000		500,000	1360

SUMMARY CONTROL DOCUMENT				Governor's Executive Budget							
FY 2021-2022 Appropriation Bill											
<i>The Summary Control Document is the SC Department of Administration - Executive Budget Office's attempt to maintain a historical record in summary form reflecting the Governor's Budget recommendations. It is not intended to be construed as a binding, legal document.</i>				State			Federal	Other	Total		
				FY 2021-22 Agency Beginning Base	Part 1A Recurring Funds	Nonrecurring Proviso	FY 2020-21 Capital Reserve Fund	Total State Funds	Federal Funds	Other Funds	Total Funds
1361										1361	
1362			SUBTOTAL INCREMENTAL ADJUSTMENTS	-	-	-	-	2,486,274	13,500,000	15,986,274	1362
1363			SUBTOTAL REVENUE & FISCAL AFFAIRS OFFICE	5,214,709			5,214,709	2,511,274	51,569,274	59,295,257	1363
1364											1364
1365	E550	104	State Fiscal Accountability Authority	1,700,213			1,700,213		19,580,614	21,280,827	1365
1366			<u>State Funds Adjustments:</u>								1366
1367											1367
1368			<u>Other Funds Adjustments:</u>								1368
1369											1369
1370											1370
1371			SUBTOTAL INCREMENTAL ADJUSTMENTS	-	-	-	-				1371
1372			SUBTOTAL STATE FISCAL ACCOUNTABILITY AUTHORITY	1,700,213			1,700,213		19,580,614	21,280,827	1372
1373											1373
1374	F270	105	SFAA - State Auditor's Office	4,753,588			4,753,588		2,579,639	7,333,227	1374
1375			<u>State Funds Adjustments:</u>								1375
1376											1376
1377			<u>Other Funds Adjustments:</u>								1377
1378											1378
1379											1379
1380			SUBTOTAL INCREMENTAL ADJUSTMENTS	-	-	-	-				1380
1381			SUBTOTAL SFAA - STATE AUDITOR'S OFFICE	4,753,588			4,753,588		2,579,639	7,333,227	1381
1382											1382
1383	F500	108	Public Employee Benefit Authority (PEBA)	112,368,739			112,368,739		42,030,091	154,398,830	1383
1384			<u>State Funds Adjustments:</u>								1384
1385											1385
1386			<u>Other Funds Adjustments:</u>								1386
1387											1387
1388											1388
1389			SUBTOTAL INCREMENTAL ADJUSTMENTS	-	-	-	-				1389
1390			SUBTOTAL STATE AUDITOR	112,368,739			112,368,739		42,030,091	154,398,830	1390
1391											1391
1392	R440	109	Department of Revenue	51,881,400			51,881,400		34,177,093	86,058,493	1392
1393			<u>State Funds Adjustments:</u>								1393
1394											1394
1395			<u>Federal Funds Adjustments:</u>								1395
1396											1396
1397			<u>Other Funds Adjustments:</u>								1397
1398											1398
1399											1399
1400			SUBTOTAL INCREMENTAL ADJUSTMENTS	-	-	-	-				1400
1401			SUBTOTAL DEPT. OF REVENUE	51,881,400			51,881,400		34,177,093	86,058,493	1401
1402											1402
1403	R520	110	State Ethics Commission	1,480,648			1,480,648		517,508	1,998,156	1403
1404			<u>State Funds Adjustments:</u>								1404
1405											1405
1406			<u>Other Funds Adjustments:</u>								1406
1407											1407
1408											1408
1409			SUBTOTAL INCREMENTAL ADJUSTMENTS	-	-	-	-				1409
1410			SUBTOTAL ETHICS COMMISSION	1,480,648			1,480,648		517,508	1,998,156	1410
1411											1411
1412	S600	111	Procurement Review Panel	178,897			178,897		2,534	181,431	1412
1413			<u>State Funds Adjustments:</u>								1413
1414											1414
1415			<u>Other Funds Adjustments:</u>								1415
1416											1416
1417			SUBTOTAL INCREMENTAL ADJUSTMENTS	-	-	-	-				1417
1418			SUBTOTAL PROCUREMENT REVIEW PANEL	178,897			178,897		2,534	181,431	1418
1419											1419

SUMMARY CONTROL DOCUMENT				Governor's Executive Budget								
FY 2021-2022 Appropriation Bill												
<i>The Summary Control Document is the SC Department of Administration - Executive Budget Office's attempt to maintain a historical record in summary form reflecting the Governor's Budget recommendations. It is not intended to be construed as a binding, legal document.</i>				State			Federal	Other	Total			
					FY 2020-21							
Line		FY 2021-22 Agency	Beginning Base	Part 1A Recurring Funds	Nonrecurring Proviso	Capital Reserve Fund	Total State Funds	Federal Funds	Other Funds	Total Funds	Line	
1420											1420	
1421	<b>EDUCATION IMPROVEMENT ACT</b>			<b>EDUCATION IMPROVEMENT ACT</b>								1421
1422				Recurring			Total				1422	
1423				Part 1A	Nonrecurring		EIA				1423	
1424	<b>Estimated Revenue (BEA Forecast 11/10/2020)</b>											1424
1425		EIA Sales Tax		905,400,000			905,400,000				1425	
1426		FY 2019-20 Projected EIA Surplus			17,288,000		17,288,000				1426	
1427							-				1427	
1428											1428	
1429		<b>Total EIA Revenue</b>		<b>905,400,000</b>	<b>17,288,000</b>		<b>922,688,000</b>				1429	
1430											1430	
1431		Less: FY 2020-21 Appropriation Base		(860,735,000)	-		(860,735,000)				1431	
1432											1432	
1433		<b>Total "New" EIA Revenue</b>		<b>44,665,000</b>	<b>17,288,000</b>		<b>61,953,000</b>				1433	
1434											1434	
1435	<b>Appropriations</b>											1435
1436		<b>Recurring:</b>									1436	
1437		Industry Certifications/Credentials		2,450,000			2,450,000				1437	
1438		Reading Coaches		10,000,000			10,000,000				1438	
1439		Assessment/Testing		2,000,000			2,000,000				1439	
1440		School Safety Program		(10,000,000)			(10,000,000)				1440	
1441		Student Health and Fitness - School Nurses		5,577,165			5,577,165				1441	
1442		Alloc EIA - 4 YR Early Childhood		(15,513,846)			(15,513,846)				1442	
1443		Full Day 4K (SDE)		27,035,912			27,035,912				1443	
1444		Teacher Salaries - 1% Employer Contribution Increase		4,009,000			4,009,000				1444	
1445		National Board Certification		(852,824)			(852,824)				1445	
1446		ETV - K-12 Public Education (H670)		(3,576,409)			(3,576,409)				1446	
1447		ETV - Infrastructure (H670)		(2,150,000)			(2,150,000)				1447	
1448		Teaching Fellows Scholarship and Teacher Working Conditions Survey (CERRA) (H470)		1,250,000			1,250,000				1448	
1449		National Student Clearinghouse (E500)		56,100			56,100				1449	
1450		Dept. of Juvenile Justice (N120)		2,500,000			2,500,000				1450	
1451		Save the Children (A850)		1,000,000			1,000,000				1451	
1452		Full Day 4K (OFS)		20,879,902			20,879,902				1452	
1453							-				1453	
1454		<b>Non-Recurring:</b>									1454	
1455		Computer Science Certification and Professional Learning			700,000		700,000				1455	
1456		SDE - Grants Committee			7,000,000		7,000,000				1456	
1457		Charter Schools			9,588,000		9,588,000				1457	
1458											1458	
1459		<b>Total EIA Appropriations</b>		<b>44,665,000</b>	<b>17,288,000</b>		<b>61,953,000</b>				1459	
1460											1460	
1461		Residual Balance		-	-		-				1461	
1462											1462	
1463	<b>EDUCATION IMPROVEMENT ACT RECAP</b>											1463
1464		New EIA Recurring Appropriations Base		905,400,000			905,400,000				1464	
1465		EIA Non-Recurring Appropriations			17,288,000		17,288,000				1465	
1466		<b>Total EIA Appropriations:</b>		<b>905,400,000</b>	<b>17,288,000</b>		<b>922,688,000</b>				1466	
1467											1467	
1468											1468	
1469	<b>LOTTERY EXPENDITURE ACCOUNT - PROVISO 3.6</b>			<b>LOTTERY EXPENDITURE ACCOUNT</b>								1469
1470							<b>Total</b>				1470	
1471				<b>Proviso 3.6</b>	<b>Nonrecurring</b>		<b>Lottery</b>				1471	
1472	<b>Estimated Revenue (BEA 11/10/20)</b>											1472
1473		Lottery Proceeds		501,000,000			501,000,000				1473	
1474		Investment Earnings		3,250,000			3,250,000				1474	
1475		FY2019-20 Surplus Lottery Proceeds			13,900,000		13,900,000				1475	
1476											1476	
1477		<b>Total Regular Lottery Revenues</b>		<b>504,250,000</b>	<b>13,900,000</b>		<b>518,150,000</b>				1477	
1478											1478	



SUMMARY CONTROL DOCUMENT				Governor's Executive Budget							
FY 2021-2022 Appropriation Bill											
<i>The Summary Control Document is the SC Department of Administration - Executive Budget Office's attempt to maintain a historical record in summary form reflecting the Governor's Budget recommendations. It is not intended to be construed as a binding, legal document.</i>				State			Federal	Other	Total		
				Part 1A	Nonrecurring	FY 2020-21					
				Recurring Funds	Proviso	Capital Reserve Fund	Total	Federal	Other	Total	
Line				FY 2021-22 Agency Beginning Base			State Funds	Funds	Funds	Funds	Line
1479	Unclaimed Prizes				19,000,000		19,000,000				1479
1480											1480
1481	<b>Total South Carolina Education Lottery Revenue</b>				<b>523,250,000</b>	<b>13,900,000</b>	<b>537,150,000</b>				1481
1482											1482
1483	<b>APPROPRIATIONS:</b>										1483
1484	<b>General Lottery Appropriations:</b>										1484
1485	CHE - Life Scholarships (Chapter 149, Title 59)				236,771,166		236,771,166				1485
1486	CHE - HOPE Scholarships (Section 59-150-370)				10,371,104		10,371,104				1486
1487	CHE - Palmetto Fellows Scholarships (Section 59-104-20)				71,173,280		71,173,280				1487
1488	CHE & Tech Board - Tuition Assistance				51,100,000		51,100,000				1488
1489	CHE - Need-Based Grants				60,000,000		60,000,000				1489
1490	Higher Education Tuition Grants Commission - Tuition Grants				20,000,000		20,000,000				1490
1491	Tech Board - Workforce Scholarships and Grants				9,167,126		9,167,126				1491
1492	CHE - National Guard Tuition Repayment Program (Section 59-111-75)				2,631,129		2,631,129				1492
1493	Tech Board - SC WINS				17,000,000		17,000,000				1493
1494	South Carolina State University				2,500,000		2,500,000				1494
1495	Tech Board - ReadySC				10,000,000		10,000,000				1495
1496	Tech Board - High Demand Job Skill Training Equipment				12,500,000		12,500,000				1496
1497	CHE - SREB Program and Assessments				236,195		236,195				1497
1498	CHE - College Transition Program Scholarships				750,000		750,000				1498
1499	DAODAS - Gambling Addiction Services				50,000		50,000				1499
1500											1500
1501											1501
1502				Subtotal:	<b>504,250,000</b>	-	<b>504,250,000</b>				1502
1503	<b>Unclaimed Prizes</b>										1503
1504	CHE - Higher Education Excellence Enhancement Program				6,072,474		6,072,474				1504
1505	Tech Board - Workforce Scholarships and Grants				11,000,000		11,000,000				1505
1506	DAODAS - Gambling Addiction Services				50,000		50,000				1506
1507	CHE - SREB Program and Assessments				377,526		377,526				1507
1508	CHE - PASCAL				1,500,000		1,500,000				1508
1509											1509
1510				Subtotal:	<b>19,000,000</b>	-	<b>19,000,000</b>				1510
1511	<b>FY2021-22 Surplus Supplemental</b>										1511
1512											1512
1513											1513
1514											1514
1515											1515
1516				Subtotal:	-	-	-				1516
1517											1517
1518	<b>Total South Carolina Education Lottery Appropriations</b>				<b>523,250,000</b>	-	<b>523,250,000</b>				1518
1519											1519
1520	<b>Residual Balance</b>				-	<b>13,900,000</b>	<b>13,900,000</b>				1520

This page intentionally blank.



# Appendices

## Appendices

- January 6, 2021 letter from Frank Rainwater, Executive Director, South Carolina Revenue and Fiscal Affairs Office, certifying that the FY 2021-22 Executive Budget is balanced.
- November 19, 2020 letter from Frank Rainwater, Executive Director, South Carolina Revenue and Fiscal Affairs Office, regarding estimated costs of base student costs.
- November 18, 2020 letter from Frank Rainwater, Executive Director, South Carolina Revenue and Fiscal Affairs Office, assessing the prospective revenue impact of reducing all of the individual income tax rates over five years by a total of 1 percent each beginning in tax year 2021.
- November 18, 2020 letter from Frank Rainwater, Executive Director, South Carolina Revenue and Fiscal Affairs Office, assessing the prospective revenue impact of a full deduction of military retirement income in tax year 2020.
- December 4, 2020 letter from Frank Rainwater, Executive Director, South Carolina Revenue and Fiscal Affairs Office, assessing the prospective revenue impact of allowing a complete deduction of police officers, peace officers, and firefighters' retirement income from individual income tax beginning in tax year 2020.
- December 2, 2020 letter from Frank Rainwater, Executive Director, South Carolina Revenue and Fiscal Affairs Office, providing an analysis of the annual step increases in statewide teacher salary costs due to the state salary schedule steps.



**SOUTH CAROLINA  
REVENUE AND FISCAL AFFAIRS OFFICE**

EDWARD B. GRIMBALL, Chairman  
ALAN D. CLEMMONS  
EMERSON F. GOWER, JR.

FRANK A. RAINWATER  
Executive Director

January 6, 2020

The Honorable Henry McMaster  
Governor, State of South Carolina  
The State House  
Columbia, South Carolina 29201

Dear Governor McMaster:

Pursuant to Proviso 117.65 and based upon the information provided by the Executive Budget Office, this letter is to certify that the proposed FY 2021-22 Executive Budget is in balance as follows:

General Fund Revenue (Net of Tax Relief Trust Fund)	<u>\$8,959,021,779</u>
Appropriation of General Fund Expenditures (Part IA)	<u>\$8,959,021,779</u>
Balance	<u>\$0</u>

Sincerely,

A handwritten signature in blue ink, reading "Frank A. Rainwater".

Frank A. Rainwater  
Executive Director

FAR/ahp



**SOUTH CAROLINA  
REVENUE AND FISCAL AFFAIRS OFFICE**

EDWARD B. GRIMBALL, Chairman  
ALAN D. CLEMMONS  
EMERSON F. GOWER, JR.

FRANK A. RAINWATER  
Executive Director

November 19, 2020

Mr. Kevin Etheridge  
Budget and Research Director, Executive Budget Office  
South Carolina Department of Administration  
1205 Pendleton Street, Suite 529  
Columbia, SC 29201

Dear Mr. Etheridge:

This letter is in response to your request for assistance in calculating the General Fund expenditure associated with increasing the Base Student Cost by \$10 increments.

Since the state is operating under the FY 2019-20 EFA appropriation, we have calculated the amount to first bring the Base Student Cost up to \$2,489 for FY 2020-21 and then FY 2021-22. These projections are included in the table below.

Estimated Cost to Maintain Base Student Cost of \$2,489	
FY 2020-21	\$ 14,431,165
FY 2021-22	\$ 20,792,479
Total	\$ 35,223,644

For each \$10 increment thereafter, the total General Fund expenditure increase, including both the Education Finance Act increase and associated fringe, is projected to be \$9,496,789. Please see the table below for the estimated General Fund expenditure to increase the Base Student Cost by \$10 increments.

FY 2021-22 Estimates		
Base Student Cost	Base Student Cost Increase	Total Estimated General Fund Expenditure Increase
\$2,489	\$0	\$35,223,644
\$2,499	\$10	\$44,720,433
\$2,509	\$20	\$54,217,222
\$2,519	\$30	\$63,714,011
\$2,529	\$40	\$73,210,800
\$2,539	\$50	\$82,707,589

Mr. Kevin Etheridge  
November 19, 2020  
Page 2

Please note, these estimates are based upon our current student count projections as of September 1, 2020. Actual student counts for FY 2020-21 are not yet available and may affect these estimates. For reference, we have included these student count projections below.

FY 2021-22 Estimates		
District Entity	Average Daily Membership	Weighted Pupil Units
Regular School Districts	724,394	994,647
Charter School Districts *	39,548	51,139
Special School Districts **	1,122	1,857
Total	765,064	1,047,643

\* Includes the S.C. Public Charter School District and the Charter Institute at Erskine

\*\* Includes the School for the Deaf and Blind, the Department of Juvenile Justice School, and the Palmetto Unified School District

If we may be of further assistance, please advise.

Sincerely,



Frank A. Rainwater  
Executive Director

FAR/lpw

cc: Mr. Brian Gaines, Director, Executive Budget Office  
Mr. Jake Scoggins, Budget Analyst, Executive Budget Office



**SOUTH CAROLINA  
REVENUE AND FISCAL AFFAIRS OFFICE**

EDWARD B. GRIMBALL, Chairman  
ALAN D. CLEMMONS  
EMERSON F. GOWER, JR.

FRANK A. RAINWATER  
Executive Director

November 18, 2020

The Honorable Henry McMaster  
Governor, State of South Carolina  
First Floor, State House  
Columbia, South Carolina 29201

Dear Governor McMaster:

This is in response to a request by staff for the estimated revenue impact of reducing all of the individual income tax rates over five years by a total of 1 percent each beginning in tax year 2021. These estimates reflect the November 10, 2020, forecast by the Board of Economic Advisors and are based on our long-range expectations for personal income growth.

We estimate the impact on individual income tax revenue from lowering the individual income tax rates by 0.2 percent each year for five years based upon individual income tax return data for 2019. By tax year 2025, the last year of the proposed rate reduction, the tax rates will be lowered by 1 percent to 0 percent, 2 percent, 3 percent, 4 percent, 5 percent, and 6 percent, respectively. General Fund individual income tax revenue will be reduced by a total of \$888,226,000 in tax year 2025. The projected individual income tax reduction by tax year is included in the attached detailed tables by taxable income range.

We anticipate that taxpayers who file estimated tax payments will begin reducing their quarterly declarations in response to the tax reduction. As such, 5.25 percent of the total tax year impact is recognized in the prior fiscal year for the first two calendar quarters of reduced estimated tax payments, and the remaining impact is reflected in the next fiscal year through the remaining reduced payments and higher refunds. The projected General Fund impact on a fiscal year basis is provided in the table below based upon these assumptions. The fiscal year estimates in later years most likely will vary from the estimates provided below if withholdings tables are adjusted to reflect the overall decrease in tax liability or taxpayer behavior changes further in response to the tax reduction.



Fiscal Year	General Fund Individual Income Tax Revenue	Annual Additional General Fund Individual Income Tax Revenue
FY 2020-21	(\$7,972,000)	(\$7,972,000)
FY 2021-22	(\$160,470,000)	(\$152,498,000)
FY 2022-23	(\$325,199,000)	(\$164,729,000)
FY 2023-24	(\$502,808,000)	(\$177,609,000)
FY 2024-25	(\$693,997,000)	(\$191,189,000)
FY 2025-26	(\$841,594,000)	(\$147,597,000)

Please be advised, this estimate affects the current fiscal year, and the FY 2020-21 reduction currently is not reflected in the FY 2021-22 revenue base. As such, the General Fund revenue impact on the budget for FY 2021-22 will be the cumulative total reduction of \$160,470,000.

If we may be of any further assistance, please advise.

Sincerely,



Frank A. Rainwater  
Executive Director

FAR/lhj

Enclosures: 5

cc: Mr. Kevin Etheridge, Executive Budget Office

**ESTIMATED TAX YEAR 2021 INDIVIDUAL INCOME TAX IMPACT**

**Proposal: Reduce all rates by 0.20% to 0%, 2.80%, 3.80%, 4.80%, 5.80%, and 6.80% with brackets unchanged.**

**With these brackets and rates, 100.0% of returns have a lower or unchanged liability and the General Fund impact is (\$ 151,857,000).**

Estimated Taxable Income Range	Current Tax Structure					Estimate of Tax Year Impact		
	Projected # of Returns 2021	Cumulative # of Returns	Cumulative % of Returns	Projected Average Taxable Income 2021	Average Tax Liability 2021	Proposed Average Tax Liability 2021	Average Tax Increase/ (Decrease) 2021	Total Dollar Increase/ (Decrease) 2021
col 1	col 2 (/a)	col 3	col 4	col 5 (/b)	col 6	col 7	col 8	col 9
0	917,149	917,149	35.51%	\$0	\$0	\$0	\$0	\$0
1-5,000	237,616	1,154,765	44.71%	\$2,262	\$0	\$0	\$0	(\$138,986)
5,000-10,000	178,414	1,333,179	51.62%	\$7,363	\$139	\$131	(\$9)	(\$1,517,564)
10,000-20,000	286,769	1,619,948	62.72%	\$14,625	\$504	\$481	(\$24)	(\$6,604,398)
20,000-30,000	215,850	1,835,798	71.08%	\$24,562	\$1,191	\$1,148	(\$43)	(\$9,260,739)
30,000-40,000	158,353	1,994,151	77.21%	\$34,485	\$1,885	\$1,823	(\$63)	(\$9,936,780)
40,000-50,000	117,868	2,112,019	81.77%	\$44,392	\$2,579	\$2,496	(\$83)	(\$9,731,720)
50,000-60,000	89,329	2,201,348	85.23%	\$54,326	\$3,274	\$3,172	(\$103)	(\$9,150,081)
60,000-70,000	69,108	2,270,455	87.91%	\$64,275	\$3,971	\$3,848	(\$123)	(\$8,453,937)
70,000-80,000	55,103	2,325,559	90.04%	\$74,206	\$4,666	\$4,524	(\$143)	(\$7,835,251)
80,000-90,000	43,747	2,369,306	91.74%	\$84,120	\$5,360	\$5,198	(\$163)	(\$7,087,881)
90,000-100,000	34,528	2,403,834	93.07%	\$94,071	\$6,056	\$5,874	(\$182)	(\$6,281,339)
100,000-125,000	59,157	2,462,991	95.36%	\$110,468	\$7,204	\$6,989	(\$215)	(\$12,702,108)
125,000-150,000	35,281	2,498,272	96.73%	\$135,452	\$8,953	\$8,688	(\$265)	(\$9,338,407)
150,000-175,000	22,044	2,520,317	97.58%	\$160,343	\$10,695	\$10,381	(\$315)	(\$6,932,262)
175,000-200,000	14,191	2,534,508	98.13%	\$185,075	\$12,427	\$12,063	(\$364)	(\$5,164,440)
200,000-250,000	16,815	2,551,322	98.78%	\$220,409	\$14,900	\$14,465	(\$435)	(\$7,307,588)
250,000-300,000	9,273	2,560,595	99.14%	\$270,422	\$18,401	\$17,866	(\$535)	(\$4,957,311)
300,000-400,000	9,340	2,569,935	99.50%	\$339,877	\$23,263	\$22,589	(\$674)	(\$6,290,986)
400,000-500,000	4,489	2,574,424	99.68%	\$441,378	\$30,368	\$29,491	(\$877)	(\$3,934,554)
500,000- \$1M	6,071	2,580,495	99.91%	\$662,156	\$45,822	\$44,504	(\$1,319)	(\$8,002,365)
\$1 M +	2,257	2,582,752	100.00%	\$2,490,738	\$173,823	\$168,848	(\$4,976)	(\$11,228,581)
<b>Total</b>	<b>2,582,752</b>			<b>\$31,299</b>	<b>\$1,662</b>	<b>\$1,606</b>	<b>(\$56)</b>	<b>(\$151,857,000)</b>

2021 Current Tax Brackets

0.00% \$0 to 3,110  
 3.00% \$3,110 to 6,220  
 4.00% \$6,220 to 9,330  
 5.00% \$9,330 to 12,440  
 6.00% \$12,440 to 15,550  
 7.00% Over \$15,550

Proposed Tax Brackets

0.00% \$0 to 3,110  
 2.80% \$3,110 to 6,220  
 3.80% \$6,220 to 9,330  
 4.80% \$9,330 to 12,440  
 5.80% \$12,440 to 15,550  
 6.80% Over \$15,550

Columns may not add to totals due to rounding

/a 2019 Base Year Grown by 2.1% per year.

/b 2019 Base Year Taxable Income Grown by 3.0% for '20, 0.4% for '21, & 4.0% thereafter.

**ESTIMATED TAX YEAR 2022 INDIVIDUAL INCOME TAX IMPACT**

**Proposal: Reduce all rates by 0.40% to 0%, 2.60%, 3.60%, 4.60%, 5.60%, and 6.60% with brackets unchanged.**

**With these brackets and rates, 100.0% of returns have a lower or unchanged liability and the General Fund impact is (\$ 315,912,000).**

Estimated Taxable Income Range	Current Tax Structure					Estimate of Tax Year Impact		
	Projected # of Returns 2022	Cumulative # of Returns	Cumulative % of Returns	Projected Average Taxable Income 2022	Average Tax Liability 2022	Proposed Average Tax Liability 2022	Average Tax Increase/ (Decrease) 2022	Total Dollar Increase/ (Decrease) 2022
col 1	col 2 (/a)	col 3	col 4	col 5 (/b)	col 6	col 7	col 8	col 9
0	936,409	936,409	35.51%	\$0	\$0	\$0	\$0	\$0
1-5,000	242,606	1,179,015	44.71%	\$2,304	\$0	\$0	\$0	(\$291,741)
5,000-10,000	182,160	1,361,176	51.62%	\$7,500	\$142	\$125	(\$18)	(\$3,162,270)
10,000-20,000	292,791	1,653,967	62.72%	\$14,897	\$515	\$468	(\$47)	(\$13,746,370)
20,000-30,000	220,383	1,874,350	71.08%	\$25,019	\$1,214	\$1,127	(\$88)	(\$19,269,278)
30,000-40,000	161,678	2,036,028	77.21%	\$35,127	\$1,922	\$1,794	(\$128)	(\$20,673,594)
40,000-50,000	120,343	2,156,371	81.77%	\$45,218	\$2,628	\$2,460	(\$169)	(\$20,245,768)
50,000-60,000	91,205	2,247,576	85.23%	\$55,337	\$3,336	\$3,128	(\$209)	(\$19,035,041)
60,000-70,000	70,559	2,318,135	87.91%	\$65,471	\$4,046	\$3,797	(\$250)	(\$17,586,412)
70,000-80,000	56,261	2,374,395	90.04%	\$75,587	\$4,754	\$4,464	(\$290)	(\$16,299,094)
80,000-90,000	44,666	2,419,061	91.74%	\$85,685	\$5,461	\$5,131	(\$331)	(\$14,744,199)
90,000-100,000	35,253	2,454,314	93.07%	\$95,821	\$6,170	\$5,800	(\$371)	(\$13,066,296)
100,000-125,000	60,400	2,514,714	95.36%	\$112,524	\$7,339	\$6,902	(\$438)	(\$26,422,288)
125,000-150,000	36,022	2,550,736	96.73%	\$137,972	\$9,121	\$8,582	(\$540)	(\$19,425,022)
150,000-175,000	22,507	2,573,244	97.58%	\$163,327	\$10,896	\$10,255	(\$641)	(\$14,419,813)
175,000-200,000	14,489	2,587,732	98.13%	\$188,519	\$12,659	\$11,918	(\$742)	(\$10,742,491)
200,000-250,000	17,168	2,604,900	98.78%	\$224,511	\$15,179	\$14,293	(\$886)	(\$15,200,323)
250,000-300,000	9,467	2,614,367	99.14%	\$275,455	\$18,745	\$17,655	(\$1,090)	(\$10,311,505)
300,000-400,000	9,536	2,623,904	99.50%	\$346,202	\$23,697	\$22,325	(\$1,373)	(\$13,085,552)
400,000-500,000	4,583	2,628,487	99.68%	\$449,592	\$30,934	\$29,149	(\$1,786)	(\$8,184,017)
500,000- \$1M	6,199	2,634,685	99.91%	\$674,478	\$46,676	\$43,991	(\$2,686)	(\$16,645,115)
\$1 M +	2,304	2,636,990	100.00%	\$2,537,089	\$177,059	\$166,923	(\$10,136)	(\$23,355,521)
<b>Total</b>	<b>2,636,990</b>			<b>\$31,881</b>	<b>\$1,695</b>	<b>\$1,580</b>	<b>(\$115)</b>	<b>(\$315,912,000)</b>

2022 Current Tax Brackets	0.00% \$0 to 3,160	Proposed Tax Brackets	0.00% \$0 to 3,160
	3.00% \$3,160 to 6,320		2.60% \$3,160 to 6,320
	4.00% \$6,320 to 9,480		3.60% \$6,320 to 9,480
	5.00% \$9,480 to 12,640		4.60% \$9,480 to 12,640
	6.00% \$12,640 to 15,800		5.60% \$12,640 to 15,800
	7.00% Over \$15,800		6.60% Over \$15,800

Columns may not add to totals due to rounding

/a 2019 Base Year Grown by 2.1% per year.

/b 2019 Base Year Taxable Income Grown by 3.0% for '20, 0.4% for '21, & 4.0% thereafter.

**ESTIMATED TAX YEAR 2023 INDIVIDUAL INCOME TAX IMPACT**

**Proposal: Reduce all rates by 0.60% to 0%, 2.40%, 3.40%, 4.40%, 5.40%, and 6.40% with brackets unchanged.**

**With these brackets and rates, 100.0% of returns have a lower or unchanged liability and the General Fund impact is (\$ 492,811,000).**

Estimated Taxable Income Range	Current Tax Structure					Estimate of Tax Year Impact		
	Projected # of Returns 2023	Cumulative # of Returns	Cumulative % of Returns	Projected Average Taxable Income 2023	Average Tax Liability 2023	Proposed Average Tax Liability 2023	Average Tax Increase/ (Decrease) 2023	Total Dollar Increase/ (Decrease) 2023
col 1	col 2 (/a)	col 3	col 4	col 5 (/b)	col 6	col 7	col 8	col 9
0	956,074	956,074	35.51%	\$0	\$0	\$0	\$0	\$0
1-5,000	247,701	1,203,774	44.71%	\$2,347	\$0	\$0	\$0	(\$454,499)
5,000-10,000	185,986	1,389,760	51.62%	\$7,640	\$145	\$118	(\$27)	(\$4,931,808)
10,000-20,000	298,940	1,688,700	62.72%	\$15,175	\$524	\$452	(\$72)	(\$21,442,194)
20,000-30,000	225,011	1,913,711	71.08%	\$25,484	\$1,237	\$1,103	(\$134)	(\$30,058,461)
30,000-40,000	165,074	2,078,785	77.21%	\$35,781	\$1,957	\$1,762	(\$196)	(\$32,249,624)
40,000-50,000	122,870	2,201,655	81.77%	\$46,060	\$2,677	\$2,420	(\$258)	(\$31,582,517)
50,000-60,000	93,120	2,294,775	85.23%	\$56,366	\$3,398	\$3,079	(\$319)	(\$29,693,997)
60,000-70,000	72,041	2,366,816	87.91%	\$66,690	\$4,121	\$3,740	(\$381)	(\$27,434,286)
70,000-80,000	57,442	2,424,258	90.04%	\$76,993	\$4,842	\$4,399	(\$443)	(\$25,426,175)
80,000-90,000	45,604	2,469,861	91.74%	\$87,280	\$5,562	\$5,058	(\$505)	(\$23,000,623)
90,000-100,000	35,993	2,505,855	93.07%	\$97,605	\$6,285	\$5,719	(\$567)	(\$20,383,163)
100,000-125,000	61,668	2,567,523	95.36%	\$114,618	\$7,476	\$6,807	(\$669)	(\$41,218,326)
125,000-150,000	36,779	2,604,302	96.73%	\$140,540	\$9,290	\$8,466	(\$824)	(\$30,302,770)
150,000-175,000	22,980	2,627,282	97.58%	\$166,367	\$11,098	\$10,119	(\$979)	(\$22,494,744)
175,000-200,000	14,793	2,642,075	98.13%	\$192,027	\$12,895	\$11,762	(\$1,133)	(\$16,758,180)
200,000-250,000	17,528	2,659,603	98.78%	\$228,689	\$15,461	\$14,108	(\$1,353)	(\$23,712,378)
250,000-300,000	9,666	2,669,269	99.14%	\$280,581	\$19,093	\$17,429	(\$1,665)	(\$16,085,879)
300,000-400,000	9,737	2,679,006	99.50%	\$352,644	\$24,138	\$22,041	(\$2,097)	(\$20,413,391)
400,000-500,000	4,679	2,683,685	99.68%	\$457,958	\$31,510	\$28,781	(\$2,729)	(\$12,767,033)
500,000- \$1M	6,329	2,690,014	99.91%	\$687,029	\$47,545	\$43,442	(\$4,103)	(\$25,966,334)
\$1 M +	2,353	2,692,366	100.00%	\$2,584,302	\$180,354	\$164,867	(\$15,487)	(\$36,434,597)
<b>Total</b>	<b>2,692,366</b>			<b>\$32,475</b>	<b>\$1,726</b>	<b>\$1,550</b>	<b>(\$176)</b>	<b>(\$492,811,000)</b>

2023 Current Tax Brackets

0.00% \$0 to 3,220  
 3.00% \$3,220 to 6,440  
 4.00% \$6,440 to 9,660  
 5.00% \$9,660 to 12,880  
 6.00% \$12,880 to 16,100  
 7.00% Over \$16,100

Proposed Tax Brackets

0.00% \$0 to 3,220  
 2.40% \$3,220 to 6,440  
 3.40% \$6,440 to 9,660  
 4.40% \$9,660 to 12,880  
 5.40% \$12,880 to 16,100  
 6.40% Over \$16,100

Columns may not add to totals due to rounding

/a 2019 Base Year Grown by 2.1% per year.

/b 2019 Base Year Taxable Income Grown by 3.0% for '20, 0.4% for '21, & 4.0% thereafter.

**ESTIMATED TAX YEAR 2024 INDIVIDUAL INCOME TAX IMPACT**

**Proposal: Reduce all rates by 0.80% to 0%, 2.20%, 3.20%, 4.20%, 5.20%, and 6.20% with brackets unchanged.**

**With these brackets and rates, 100.0% of returns have a lower or unchanged liability and the General Fund impact is (\$ 683,235,000).**

Estimated Taxable Income Range	Current Tax Structure					Estimate of Tax Year Impact		
	Projected # of Returns 2024	Cumulative # of Returns	Cumulative % of Returns	Projected Average Taxable Income 2024	Average Tax Liability 2024	Proposed Average Tax Liability 2024	Average Tax Increase/ (Decrease) 2024	Total Dollar Increase/ (Decrease) 2024
col 1	col 2 (/a)	col 3	col 4	col 5 (/b)	col 6	col 7	col 8	col 9
0	976,151	976,151	35.51%	\$0	\$0	\$0	\$0	\$0
1-5,000	252,902	1,229,054	44.71%	\$2,390	\$0	\$0	\$0	(\$623,167)
5,000-10,000	189,892	1,418,945	51.62%	\$7,782	\$147	\$111	(\$36)	(\$6,823,464)
10,000-20,000	305,218	1,724,163	62.72%	\$15,457	\$533	\$435	(\$98)	(\$29,708,568)
20,000-30,000	229,736	1,953,899	71.08%	\$25,959	\$1,258	\$1,076	(\$182)	(\$41,662,543)
30,000-40,000	168,540	2,122,439	77.21%	\$36,447	\$1,992	\$1,727	(\$266)	(\$44,705,889)
40,000-50,000	125,450	2,247,890	81.77%	\$46,917	\$2,725	\$2,376	(\$350)	(\$43,784,309)
50,000-60,000	95,076	2,342,965	85.23%	\$57,415	\$3,460	\$3,027	(\$434)	(\$41,168,010)
60,000-70,000	73,553	2,416,519	87.91%	\$67,931	\$4,196	\$3,679	(\$518)	(\$38,036,280)
70,000-80,000	58,648	2,475,167	90.04%	\$78,426	\$4,931	\$4,329	(\$602)	(\$35,252,901)
80,000-90,000	46,561	2,521,729	91.74%	\$88,904	\$5,664	\$4,979	(\$685)	(\$31,890,443)
90,000-100,000	36,749	2,558,478	93.07%	\$99,421	\$6,400	\$5,631	(\$770)	(\$28,261,690)
100,000-125,000	62,963	2,621,441	95.36%	\$116,751	\$7,613	\$6,706	(\$908)	(\$57,151,003)
125,000-150,000	37,551	2,658,992	96.73%	\$143,155	\$9,462	\$8,343	(\$1,119)	(\$42,016,814)
150,000-175,000	23,463	2,682,455	97.58%	\$169,463	\$11,303	\$9,974	(\$1,330)	(\$31,190,820)
175,000-200,000	15,104	2,697,558	98.13%	\$195,601	\$13,133	\$11,594	(\$1,539)	(\$23,236,791)
200,000-250,000	17,896	2,715,455	98.78%	\$232,945	\$15,747	\$13,910	(\$1,838)	(\$32,879,722)
250,000-300,000	9,869	2,725,324	99.14%	\$285,802	\$19,447	\$17,187	(\$2,261)	(\$22,304,956)
300,000-400,000	9,941	2,735,265	99.50%	\$359,207	\$24,585	\$21,738	(\$2,848)	(\$28,305,768)
400,000-500,000	4,778	2,740,042	99.68%	\$466,481	\$32,094	\$28,389	(\$3,706)	(\$17,703,233)
500,000- \$1M	6,462	2,746,504	99.91%	\$699,814	\$48,428	\$42,856	(\$5,573)	(\$36,006,129)
\$1 M +	2,402	2,748,906	100.00%	\$2,632,394	\$183,708	\$162,675	(\$21,033)	(\$50,522,447)
<b>Total</b>	<b>2,748,906</b>			<b>\$33,079</b>	<b>\$1,756</b>	<b>\$1,518</b>	<b>(\$238)</b>	<b>(\$683,235,000)</b>

2024 Current Tax Brackets

0.00% \$0 to 3,290  
 3.00% \$3,290 to 6,580  
 4.00% \$6,580 to 9,870  
 5.00% \$9,870 to 13,160  
 6.00% \$13,160 to 16,450  
 7.00% Over \$16,450

Proposed Tax Brackets

0.00% \$0 to 3,290  
 2.20% \$3,290 to 6,580  
 3.20% \$6,580 to 9,870  
 4.20% \$9,870 to 13,160  
 5.20% \$13,160 to 16,450  
 6.20% Over \$16,450

Columns may not add to totals due to rounding

/a 2019 Base Year Grown by 2.1% per year.

/b 2019 Base Year Taxable Income Grown by 3.0% for '20, 0.4% for '21, & 4.0% thereafter.

**ESTIMATED TAX YEAR 2025 INDIVIDUAL INCOME TAX IMPACT**

**Proposal: Reduce all rates by 1.00% to 0%, 2.00%, 3.00%, 4.00%, 5.00%, and 6.00% with brackets unchanged.**

**With these brackets and rates, 100.0% of returns have a lower or unchanged liability and the General Fund impact is (\$ 888,226,000).**

Estimated Taxable Income Range	Current Tax Structure					Estimate of Tax Year Impact		
	Projected # of Returns 2025	Cumulative # of Returns	Cumulative % of Returns	Projected Average Taxable Income 2025	Average Tax Liability 2025	Proposed Average Tax Liability 2025	Average Tax Increase/ (Decrease) 2025	Total Dollar Increase/ (Decrease) 2025
col 1	col 2 (/a)	col 3	col 4	col 5 (/b)	col 6	col 7	col 8	col 9
0	996,650	996,650	35.51%	\$0	\$0	\$0	\$0	\$0
1-5,000	258,213	1,254,864	44.71%	\$2,435	\$0	\$0	\$0	(\$811,213)
5,000-10,000	193,879	1,448,743	51.62%	\$7,926	\$150	\$104	(\$46)	(\$8,872,876)
10,000-20,000	311,627	1,760,370	62.72%	\$15,745	\$543	\$419	(\$124)	(\$38,624,953)
20,000-30,000	234,560	1,994,931	71.08%	\$26,442	\$1,281	\$1,051	(\$231)	(\$54,164,177)
30,000-40,000	172,080	2,167,011	77.21%	\$37,125	\$2,029	\$1,691	(\$338)	(\$58,119,763)
40,000-50,000	128,085	2,295,095	81.77%	\$47,790	\$2,776	\$2,331	(\$445)	(\$56,921,170)
50,000-60,000	97,072	2,392,168	85.23%	\$58,484	\$3,524	\$2,973	(\$552)	(\$53,519,601)
60,000-70,000	75,098	2,467,266	87.91%	\$69,195	\$4,274	\$3,616	(\$659)	(\$49,448,084)
70,000-80,000	59,880	2,527,146	90.04%	\$79,886	\$5,022	\$4,257	(\$766)	(\$45,829,504)
80,000-90,000	47,539	2,574,685	91.74%	\$90,558	\$5,770	\$4,897	(\$873)	(\$41,458,158)
90,000-100,000	37,521	2,612,206	93.07%	\$101,271	\$6,519	\$5,540	(\$980)	(\$36,740,657)
100,000-125,000	64,285	2,676,491	95.36%	\$118,924	\$7,755	\$6,599	(\$1,156)	(\$74,297,091)
125,000-150,000	38,340	2,714,831	96.73%	\$145,819	\$9,638	\$8,213	(\$1,425)	(\$54,622,327)
150,000-175,000	23,955	2,738,786	97.58%	\$172,616	\$11,514	\$9,821	(\$1,693)	(\$40,548,359)
175,000-200,000	15,421	2,754,207	98.13%	\$199,241	\$13,377	\$11,418	(\$1,959)	(\$30,208,018)
200,000-250,000	18,272	2,772,479	98.78%	\$237,279	\$16,040	\$13,701	(\$2,340)	(\$42,743,862)
250,000-300,000	10,076	2,782,555	99.14%	\$291,120	\$19,809	\$16,931	(\$2,878)	(\$28,996,566)
300,000-400,000	10,150	2,792,705	99.50%	\$365,891	\$25,043	\$21,417	(\$3,626)	(\$36,797,622)
400,000-500,000	4,878	2,797,583	99.68%	\$475,162	\$32,692	\$27,974	(\$4,719)	(\$23,014,263)
500,000- \$1M	6,597	2,804,181	99.91%	\$712,837	\$49,329	\$42,234	(\$7,095)	(\$46,808,049)
\$1 M +	2,453	2,806,633	100.00%	\$2,681,381	\$187,127	\$160,347	(\$26,781)	(\$65,679,211)
<b>Total</b>	<b>2,806,633</b>			<b>\$33,695</b>	<b>\$1,789</b>	<b>\$1,486</b>	<b>(\$303)</b>	<b>(\$888,226,000)</b>

2025 Current Tax Brackets	0.00% \$0 to 3,350	Proposed Tax Brackets	0.00% \$0 to 3,350
	3.00% \$3,350 to 6,700		2.00% \$3,350 to 6,700
	4.00% \$6,700 to 10,050		3.00% \$6,700 to 10,050
	5.00% \$10,050 to 13,400		4.00% \$10,050 to 13,400
	6.00% \$13,400 to 16,750		5.00% \$13,400 to 16,750
	7.00% Over \$16,750		6.00% Over \$16,750

Columns may not add to totals due to rounding

/a 2019 Base Year Grown by 2.1% per year.

/b 2019 Base Year Taxable Income Grown by 3.0% for '20, 0.4% for '21, & 4.0% thereafter.



## SOUTH CAROLINA REVENUE AND FISCAL AFFAIRS OFFICE

EDWARD B. GRIMBALL, Chairman  
ALAN D. CLEMMONS  
EMERSON F. GOWER, JR.

FRANK A. RAINWATER  
Executive Director

November 18, 2020

The Honorable Henry McMaster  
Governor, State of South Carolina  
First Floor, State House  
Columbia, SC 29201

Dear Governor McMaster:

This letter is in response to a request by staff for the estimated revenue impact of a full deduction of military retirement income in tax year 2021. This proposal allows an individual taxpayer under age 65 who has military retirement income to deduct an equal amount of South Carolina earned income from taxable income. This proposal allows further that a taxpayer 65 and older who has military retirement income may deduct any military retirement income that is included in South Carolina taxable income.

Presently, Act 272 of 2016 provides an individual income tax deduction of up to \$17,500 of earned income for taxpayers under age 65 that receive military retirement income for tax year 2021. The deduction is equal to the amount of military retirement income, not to exceed \$17,500. When a taxpayer reaches age 65, the taxpayer may deduct up to \$30,000 of military retirement income. The military retirement deductions were phased-in beginning in tax year 2016 over a five-year period through tax year 2020. The estimated revenue impact in FY 2021-22 for these deductions totals \$19,805,000. The BEA revenue forecast for that fiscal year reflects this reduction in General Fund individual income tax revenue as this deduction is included in the revenue base.

The first row of the table below reports the estimated revenue impact of implementing Act 272 of 2016 and a full deduction of all military retirement income for taxpayers under age 65 in tax year 2021. We estimate that the individual income tax revenue impact of a fully implemented military retirement income deduction in FY 2021-22 will total \$18,186,000 for the estimated 19,699 taxpayers under age 65. The BEA forecast for individual income tax revenue includes the full cost of implementing Act 272 of 2016, estimated to be \$10,080,000 for FY 2021-22. Therefore, the proposed complete deduction of the remaining military retirement for taxpayers under age 65 will reduce individual income tax revenue by an additional \$8,106,000 in FY 2021-22.

The Honorable Henry McMaster

November 18, 2020

Page 2

The second row of the table below reports the estimated revenue impact of implementing Act 272 of 2016 and a full deduction of all military retirement income for taxpayers age 65 and older in tax year 2021. We estimate that the individual income tax revenue impact of the fully implemented military retirement income deduction in FY 2021-22 will total \$11,230,000 for the estimated 19,173 eligible taxpayers. For these taxpayers age 65 and older, the BEA forecast includes the reduction in the individual income tax revenue resulting from Act 272 of 2016, estimated to be \$9,725,000 for FY 2021-22. Therefore, the proposed complete deduction of the remaining military retirement for taxpayers age 65 and older will reduce individual income tax revenue by an additional \$1,505,000 in FY 2021-22.

Combining the revenue impacts of the retirement income tax deduction for all military retirees results in an estimated total reduction in General Fund individual income tax revenue of \$29,416,000 in FY 2021-22 for the estimated 38,872 taxpayers. Of this total, the current revenue forecast includes an estimated reduction of \$19,805,000 in the individual income tax revenue resulting from Act 272 of 2016. Therefore, the proposed complete deduction of all remaining military retirement income beginning in tax year 2021 will reduce General Fund individual income tax revenue by an additional \$9,611,000 in FY 2021-22.

**Estimated Number and Tax Revenue Reduction for  
Military Retirees FY 2021-22**

Age of Military Retirees	Total Estimated Number of Active Duty Military Retirees	Total Tax Revenue Reduction from Full Deduction	Total Revenue Reduction from Act 272 of 2016	Additional Revenue Reduction from Full Military Retirement Deduction
Under Age 65	19,699	(\$18,186,000)	(\$10,080,000)	(\$8,106,000)
Age 65 and Older	19,173	(\$11,230,000)	(\$9,725,000)	(\$1,505,000)
<b>Total</b>	<b>38,872</b>	<b>(\$29,416,000)</b>	<b>(\$19,805,000)</b>	<b>(\$9,611,000)</b>

If we may be of further assistance, please advise.

Sincerely,



Frank A. Rainwater  
Executive Director

FAR/lhj

cc: Mr. Kevin Etheridge, Executive Budget Office





**SOUTH CAROLINA  
REVENUE AND FISCAL AFFAIRS OFFICE**

EDWARD B. GRIMBALL, Chairman  
ALAN D. CLEMMONS  
EMERSON F. GOWER, JR.

FRANK A. RAINWATER  
Executive Director

December 4, 2020

The Honorable Henry McMaster  
Governor, State of South Carolina  
State House  
1100 Gervais Street  
Columbia, SC 29201

Dear Governor McMaster:

This letter is in response to a request by staff for the estimated revenue impact of allowing a comprehensive deduction of police officers, peace officers, and firefighters' retirement income from individual income tax beginning in tax year 2021.

This analysis is based on data from the South Carolina Police Officers Retirement System (PORS). Membership in PORS includes police officers, peace officers, firefighters, coroners, magistrates, and probate judges. Police officers and firefighters must earn at least \$2,000 per year and devote at least 1,600 hours per year to this work. This revenue estimate includes all members of PORS, because the Public Employee Benefit Authority (PEBA) is unable to differentiate retirees by their previous occupations. Therefore, the estimated revenue impact may be over inclusive to your original request. In addition, this revenue estimate includes otherwise eligible police officers, peace officers, and firefighters' retirement income earned in other states and retirement income of South Carolina retirees who do not participate in PORS.

We estimate that this proposal would reduce General Fund individual income tax revenue by \$9,508,000 in FY 2021-22.

The following is a detailed revenue impact analysis of the proposed protective services retirement income deduction. Since current statutes allow various amounts of retirement income deductions by taxpayers depending on their age, we use PORS data to segregate these taxpayers into two categories: age 65 and older and under age 65. Currently, taxpayers age 65 and older may deduct income of up to \$15,000 per year, while taxpayers under age 65 may deduct retirement income of up to \$3,000 per year.

The latest available year of PORS data is for FY 2018-19. From this data, we estimate the number of retirees and their retirement benefits for tax year 2021, or FY 2021-22, by applying a growth rate of approximately 4.7 percent per year to the FY 2018-19 data, based upon previous estimates provided by the PORS consulting actuary. We estimate the number of additional retirees not covered by PORS by calculating the percentage of protective service providers in South Carolina for ages 18 to 60 from Census Bureau data and applying that percentage to the South Carolina population aged 60 and over. This adds approximately 11.3 percent more retirees and retirement benefits to the analysis above the number of retirees and retirement benefits reported by PORS.

PORS data is adjusted further for retirement benefits paid to disabled retirees because income from a total and permanent disability is deductible under current statutes in South Carolina. To account for this already exempt retirement income, we reduce the amount of estimated retirement benefits by 5.8 percent. This reduction is derived from PORS data indicating that approximately 14.6 percent of all retirement benefits in FY 2018-19 were disbursed to disabled retirees. Additionally, PORS' actuarial consultant estimates that 40 percent of disabled retirees would be classified as totally and permanently disabled. The product of these two estimates results in a 5.8 percent reduction in total retirement benefits.

The enclosed tables report the revenue impact by retirees under age 65, age 65 and older, and in total. For example, we expect that 10,980 protective service retirees under age 65 in FY 2021-22 will have \$264,566,000 in retirement income. This represents approximately \$24,085 in average annual retirement income. Current law allows these retirees to deduct up to \$3,000 of retirement income. We estimate that the remaining \$231,626,000 in taxable retirement benefits at an average tax rate of 3.5 percent would generate \$8,107,000 in individual income tax in FY 2021-22.

For eligible protective services retirees age 65 and older, we expect that 11,320 retirees in FY 2021-22 will have \$217,122,000 in retirement income. This represents approximately \$19,179 in average annual retirement income. Current law allows these retirees to deduct up to \$15,000 of retirement income. We estimate that the remaining \$47,322,000 in taxable retirement benefits at an average tax rate of 2.96 percent would generate \$1,401,000 in individual income tax in FY 2021-22.

Combining the revenue impacts of the proposed protective services retirement income deduction for both age groups results in an estimated reduction in General Fund individual income tax revenue of \$9,508,000 in FY 2021-22.

The Honorable Henry McMaster

December 4, 2020

Page 3

If we may be of further assistance, please advise.

Sincerely,



Frank A. Rainwater  
Executive Director

FAR/lhj

Enclosure: 1

cc: Mr. Kevin Etheridge, Executive Budget Office

**Estimated Number of Retirees Under Age 65 Eligible for the Proposed Retirement Deduction**

Estimated Protective Services Retirement Benefit Payments	Estimated Number of Retirees	Estimated Annual Protective Services Retirement Benefits	Estimated Average Protective Services Retirement Benefit	Estimated Annual Protective Services Retirement Benefits Deducted Under Current Law, Maximum \$3,000	Estimated Remaining Protective Services Retirement Income	Estimated Tax on Remaining Protective Service Retirement Income
FY 2016-17	9,815	\$220,900,000	\$22,506	\$29,445,000	\$191,455,000	\$6,700,925
FY 2017-18	9,840	\$225,143,000	\$22,880	\$29,521,000	\$195,622,000	\$6,847,000
FY 2018-19	9,920	\$230,640,000	\$23,256	\$29,760,000	\$200,880,000	\$7,031,000
FY 2019-20e	10,260	\$241,766,000	\$23,562	\$30,780,000	\$210,986,000	\$7,385,000
FY 2020-21e	10,620	\$252,910,000	\$23,822	\$31,860,000	\$221,050,000	\$7,737,000
FY 2021-22e	10,980	\$264,566,000	\$24,085	\$32,940,000	\$231,626,000	\$8,107,000

**Estimated Number of Retirees Age 65 and Older Eligible for the Proposed Retirement Deduction**

Estimated Protective Services Retirement Benefit Payments	Estimated Number of Retirees	Estimated Annual Protective Services Retirement Benefits	Estimated Average Protective Services Retirement Benefit	Estimated Annual Protective Services Retirement Benefits Deducted Under Current Law, Maximum \$3,000	Estimated Remaining Protective Services Retirement Income	Estimated Tax on Remaining Protective Service Retirement Income
FY 2016-17	9,050	\$160,816,000	\$17,769	\$135,750,000	\$25,066,000	\$741,954
FY 2017-18	9,660	\$174,971,000	\$18,109	\$144,900,000	\$30,071,000	\$890,000
FY 2018-19	10,220	\$189,280,000	\$18,519	\$153,300,000	\$35,980,000	\$1,065,000
FY 2019-20e	10,580	\$198,409,000	\$18,762	\$158,700,000	\$39,709,000	\$1,175,000
FY 2020-21e	10,940	\$207,555,000	\$18,969	\$164,100,000	\$43,455,000	\$1,286,000
FY 2021-22e	11,320	\$217,122,000	\$19,179	\$169,800,000	\$47,322,000	\$1,401,000

**Estimated Total Number of Retirees Eligible for the Proposed Retirement Deduction**

Estimated Protective Services Retirement Benefit Payments	Estimated Number of Retirees	Estimated Annual Protective Services Retirement Benefits	Estimated Average Protective Services Retirement Benefit	Estimated Annual Protective Services Retirement Benefits Deducted Under Current Law, Maximum \$3,000	Estimated Remaining Protective Services Retirement Income	Estimated Tax on Remaining Protective Service Retirement Income
FY 2016-17	18,865	381,716,000	\$20,234	165,195,000	216,521,000	7,442,879
FY 2017-18	19,500	400,114,000	\$20,518	174,421,000	225,693,000	7,737,000
FY 2018-19	20,140	419,920,000	\$20,850	183,060,000	236,860,000	8,096,000
FY 2019-20e	20,840	440,175,000	\$21,122	189,480,000	250,695,000	8,560,000
FY 2020-21e	21,560	460,465,000	\$21,357	195,960,000	264,505,000	9,023,000
FY 2021-22e	22,300	481,688,000	\$21,600	202,740,000	278,948,000	9,508,000

Source: Police Officers Retirement System Actuarial Valuation Report, various years. US Census Bureau Annual Estimates of the Resident Population for Selected Age Groups for South Carolina, July 1, 2019. All calculations and estimates are by RFA staff.



**SOUTH CAROLINA  
REVENUE AND FISCAL AFFAIRS OFFICE**

EDWARD B. GRIMBALL, Chairman  
ALAN D. CLEMMONS  
EMERSON F. GOWER, JR.

FRANK A. RAINWATER  
Executive Director

December 2, 2020

Ms. Melanie Barton  
Office of the Governor  
1100 Gervais Street  
Columbia, SC 29201

Dear Ms. Barton:

This letter is in response to your request for an analysis of the annual increases in statewide teacher salary costs due to the state salary schedule steps.

The state minimum teacher salary schedule provides a base level salary for teachers by educational degree attainment that increases based upon years of experience, commonly referred to as the step increase. The total state cost of teacher salaries is impacted by three components: the number of teachers, changes in the minimum salary schedule, and changes in the overall makeup of teachers by educational attainment and years of experience. In order to estimate the impact of the step increase on statewide teacher salary costs, we analyzed the change in total teacher salaries by each component over the five-year period from FY 2015-16 to FY 2019-20. The attached report outlines our analysis and provides the details of the data and methodology. In summary, the analysis indicates that total state teacher salary costs increased by \$294.2 million over the five-year period, and the step increase contributed \$7.1 million, or 2.4 percent of that cost increase.

**Summary of Change in Statewide Teacher Salary Costs**

	<b>5-Year Change: FY 2015-16 to FY 2019-20</b>
<b>Change Due to Teacher Education and Experience (Step Increase)</b>	\$7,092,590
<b>Change Due to Salary Schedule</b>	\$206,586,955
<b>Change Due to Teacher Count</b>	\$76,030,422
<b>Change Due to All Components</b>	\$294,209,224

Ms. Melanie Barton  
December 2, 2020  
Page 2

It is important to note that this analysis is based upon the statewide teacher salary costs, and district by district experience may vary based on a district's makeup of teachers. This analysis also reflects only the state salary schedule costs and does not include any associated employer benefits costs or local salary supplements.

If we may be of further assistance, please advise.

Sincerely,



Frank A. Rainwater  
Executive Director

FAR/lhj

Enclosure

# ANALYSIS OF TEACHER SALARY COSTS BY COMPONENT

## FY 2015-16 to FY 2019-20

This report analyzes the change in the statewide cost of teacher salaries by each component impacting total teacher salaries over the five-year period from FY 2015-16 to FY 2019-20. The state minimum teacher salary schedule provides a base level salary for teachers that increases based upon years of experience and education level, commonly referred to as the teacher salary schedule step. Total teacher salary costs are impacted by three components:

- the total number of teachers,
- changes to the minimum salary schedule itself, and
- changes in the average degree classification and years of experience of teachers, or the step.

Revenue and Fiscal Affairs (RFA) analyzed the change in each of these components over the five-year period.

The following documents provide estimates of the change in teacher salaries over the past five years by each component and the resulting overall impact on total salaries for teachers statewide. It is important to note that district by district experience may vary based upon a district's makeup of teachers.

Salary costs are based upon the state cost of the salary schedule only and do not include any associated employer benefits costs or local salary supplements. The S.C. Department of Education provided teacher count data used by RFA in the report. Detailed data sources and calculations are provided in the Appendix.

### *Summary*

- The change in total teacher salaries between FY 2015-16 to FY 2019-20 is due to three components: changes in the salary schedule, changes in the number of teachers, and the years of experience and level of education completed by the teachers (step).
- Total teacher salary costs increased 12.33 percent, or \$294.2 million, over this period.
- Tables 1 and 2, and the corresponding Figures 1 and 2, provide the summary of the percentage and total dollar change in each component.
- The increases in the salary schedule and increase in the overall number of teachers are driving the majority of the increase in teacher salary costs.
- The largest increase in teacher salary costs is due to the changes in the minimum salary schedule.
  - The state minimum salary schedule was increased in FY 2016-17, FY 2018-19, and FY 2019-20. Further, the schedule was expanded to include the 23<sup>rd</sup> year on the schedule in FY 2016-17.
  - The increases in the salary schedule and the addition of the 23<sup>rd</sup> year

resulted in an 8.65 percent change in total salaries over the five-year period.

- The total estimated cost due to changes in the salary schedule was \$206.6 million, or 70.2 percent of the total cost.
- The next largest component is the change in the total number of teachers.
  - Increases in the number of teachers overall increased total salaries by 3.19 percent over 5 years.
  - The increase in the number of teachers raised salary costs by a total of \$76 million, or 25.8 percent of the total cost.
- The step in the salary schedule appears to have little impact on total teacher salaries.
  - The change in average salary, a function of the years of experience and degree level, has ranged between -0.25 percent and 0.38 percent and totaled 0.30 percent over the five-year period. See Table 1
  - The net dollar change from changes in teacher education and years of experience was \$7.1 million over the period, or 2.4 percent of the total cost. See Table 2
  - Average years of experience ranges from a low of 11.91 years up to 12.10 years, and only changed 1.17 percent over the five-year period. See Table 3
  - Average degree level of teachers remains relatively constant across all 5 years. After indexing education level so that 1 = Bachelor's Degree, 2 = Bachelor's Degree + 18 Hours, 3 = Master's Degree, 4 = Master's Degree + 30 Hours, and 5 = Doctorate Degree, the average index was between 2.60 and 2.62. See Table 4
- In summary, of the total 12.33 percent increase in teacher salary costs, approximately 0.30 percent is due to the step increase.

*Please note, the interaction between the growth in teachers and changes in the average salary results in slightly higher total growth than the sum of the parts. Over the five-years, the interaction between components totals 0.18 percent in additional growth not attributed to the individual components.*



**TABLE 1 - SUMMARY OF PERCENT CHANGE BY FISCAL YEAR AND COMPONENT**

	FY 2015-16 to FY 2016-17	FY 2016-17 to FY 2017-18	FY 2017-18 to FY 2018-19	FY 2018-19 to FY 2019-20	5-Year Change: FY 2015-16 to FY 2019-20*
<b>Change Due to Teacher Education and Experience (Step Increase)</b>	0.14%	(0.00%)	(0.25%)	0.38%	0.30%
<b>Change Due to Salary Schedule</b>	2.23%	0.00%	1.28%	4.88%	8.65%
<b>Change Due to Teacher Count</b>	0.93%	0.98%	1.03%	0.21%	3.19%
<b>Change Due to All Components**</b>	<b>3.33%</b>	<b>0.98%</b>	<b>2.08%</b>	<b>5.46%</b>	<b>12.33%</b>

*\* 5-Year Percent Change may not be the sum of the individual years due to compounding growth effects and interactions between components.*

*\*\*Change due to all components includes interactions between the increase in number of teachers and salary and may be slightly different than the sum of individual components as a result.*

*Note: Teacher counts and salary calculations included in Table 5 of the Appendix.*

**TABLE 2 - SUMMARY OF DOLLAR CHANGE BY FISCAL YEAR AND COMPONENT**

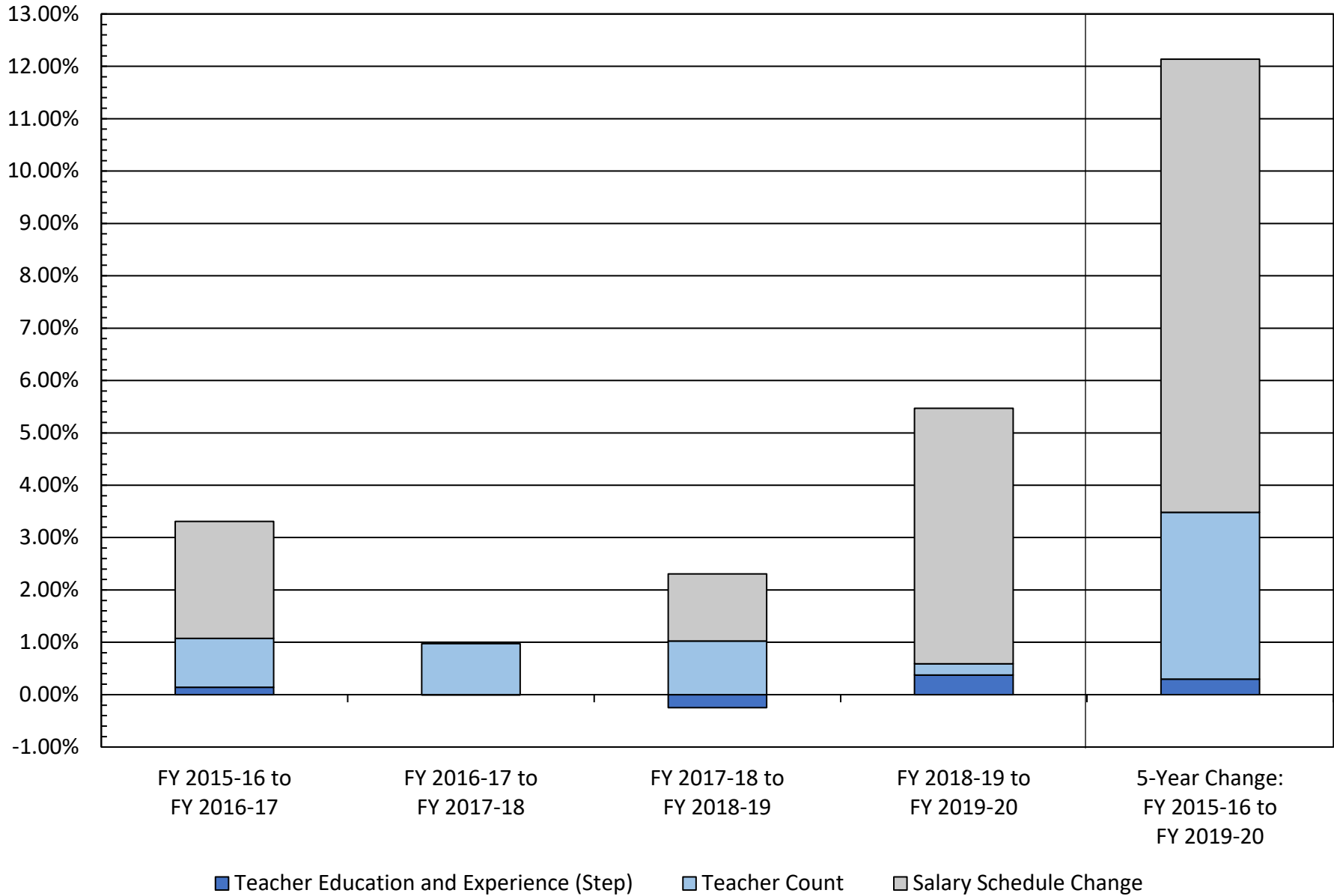
	FY 2015-16 to FY 2016-17	FY 2016-17 to FY 2017-18	FY 2017-18 to FY 2018-19	FY 2018-19 to FY 2019-20	5-Year Change: FY 2015-16 to FY 2019-20*
<b>Change Due to Teacher Education and Experience (Step Increase)</b>	\$3,413,467	(\$1,399)	(\$6,230,456)	\$9,564,855	\$7,092,590
<b>Change Due to Salary Schedule</b>	\$53,225,431	\$0	\$31,885,000	\$124,043,739	\$206,586,955
<b>Change Due to Teacher Count</b>	\$22,298,826	\$24,057,096	\$25,549,675	\$5,456,189	\$76,030,422
<b>Change Due to All Components**</b>	<b>\$79,463,312</b>	<b>\$24,055,683</b>	<b>\$51,883,885</b>	<b>\$138,806,344</b>	<b>\$294,209,224</b>

*\* 5-Year Change may not be the sum of the individual years due to compounding growth effects and interactions between components.*

*\*\*Dollar change due to each component is estimated based upon the percentage growth in each component. The change due to all components includes interactions between the increase in number of teachers and salary and may be slightly different than the sum of individual components as a result.*

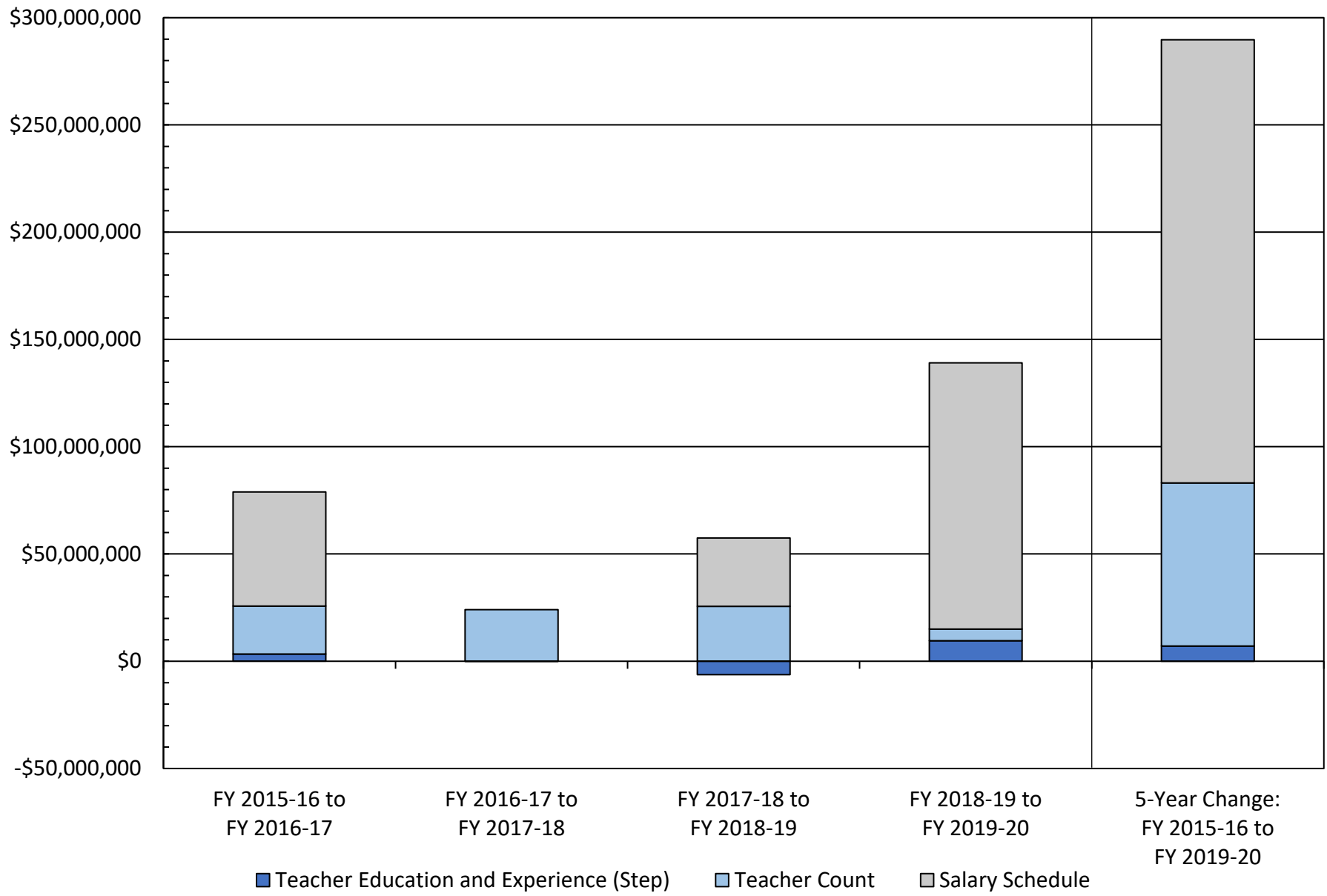
*Note: Teacher counts and salary calculations included in Table 5 of the Appendix.*

**FIGURE 1: PERCENT CHANGE IN TOTAL SALARIES BY COMPONENT**



158

**FIGURE 2: DOLLAR CHANGE IN TOTAL SALARIES BY COMPONENT**



159

**TABLE 3 - AVERAGE YEARS OF EXPERIENCE**

Fiscal Year	Average Years of Experience	Percent Change
FY 2015-16	11.96	
FY 2016-17	12.03	0.6%
FY 2017-18	12.04	0.1%
FY 2018-19	11.91	(1.1%)
FY 2019-20	12.10	1.6%

The decrease in average years of teaching experience in FY 2018-19 may be explained by an increase in teachers with zero or one year of experience from the previous years, and a decrease in teachers with 23 or more years of experience from the previous years.

**TABLE 4 - AVERAGE DEGREE CLASSIFICATION OF TEACHERS**

Fiscal Year	Average Indexed Education Level	Percent Change
FY 2015-16	2.62	
FY 2016-17	2.62	0.0%
FY 2017-18	2.61	(0.4%)
FY 2018-19	2.60	(0.4%)
FY 2019-20	2.61	0.4%

The average degree classification was found by indexing each degree level, then calculating the weighted average for each Fiscal Year. The index of each education level is as follows:

- 1 = Bachelor's Degree
- 2 = Bachelor's Degree + 18 Hours
- 3 = Master's Degree
- 4 = Master's Degree + 30 Hours
- 5 = Doctorate Degree

## APPENDIX

### TEACHER COUNTS - FY 2015-16 TO FY 2019-20

Total teacher counts for each position are reported based upon data provided to RFA from the Department of Education as reported by each district in the Professional Certified Staff (PCS) system. Counts below include only state funded FTEs and do not include federally funded positions. These positions are eligible for the EIA teacher salary supplement.

FY 2015-16		
Position Code	Position	Count
03	Special Education (Itinerant)	168
04	Prekindergarten (Child Development)	1,152
05	Kindergarten	2,568
06	Special Education (Self-Contained)	2,506
07	Special Education (Resource)	2,944
08	Classroom Teacher	42,062
09	Retired Teachers	533
10	Library Media Specialist	1,116
11	Guidance Counselor	2,183
17	Speech Therapist	967
18	ROTC Instructor	369
36	School Nurse	1,331
37	Occupational/Physical Therapist	275
38	Orientation/Mobility Instructor	10
39	Audiologist	10
40	Social Worker	172
85	Psychologist	559
	Total	58,925



FY 2016-17		
Position Code	Position	Count
03	Special Education (Itinerant)	150
04	Prekindergarten (Child Development)	1,198
05	Kindergarten	2,559
06	Special Education (Self-Contained)	2,526
07	Special Education (Resource)	2,972
08	Classroom Teacher	42,765
09	Retired Teachers	414
10	Library Media Specialist	1,121
11	Guidance Counselor	2,225
17	Speech Therapist	955
18	ROTC Instructor	371
36	School Nurse	1,369
37	Occupational/Physical Therapist	298
38	Orientation/Mobility Instructor	10
39	Audiologist	10
40	Social Worker	187
85	Psychologist	562
	Total	59,692

FY 2017-18		
Position Code	Position	Count
03	Special Education (Itinerant)	165
04	Prekindergarten (Child Development)	1,220
05	Kindergarten	2,580
06	Special Education (Self-Contained)	2,555
07	Special Education (Resource)	3,057
08	Classroom Teacher	43,073
09	Retired Teachers	453
10	Library Media Specialist	1,138
11	Guidance Counselor	2,265
17	Speech Therapist	950
18	ROTC Instructor	367
36	School Nurse	1,396
37	Occupational/Physical Therapist	301
38	Orientation/Mobility Instructor	9
39	Audiologist	11
40	Social Worker	200
85	Psychologist	565
	Total	60,305

FY 2018-19		
Position Code	Position	Count
03	Special Education (Itinerant)	170
04	Prekindergarten (Child Development)	1,181
05	Kindergarten	2,558
06	Special Education (Self-Contained)	2,639
07	Special Education (Resource)	3,059
08	Classroom Teacher	43,571
09	Retired Teachers	498
10	Library Media Specialist	1,136
11	Guidance Counselor	2,307
17	Speech Therapist	938
18	ROTC Instructor	356
36	School Nurse	1,397
37	Occupational/Physical Therapist	325
38	Orientation/Mobility Instructor	8
39	Audiologist	11
40	Social Worker	204
85	Psychologist	582
	Total	60,940

FY 2019-20		
Position Code	Position	Count
03	Special Education (Itinerant)	179
04	Prekindergarten (Child Development)	1,196
05	Kindergarten	2,558
06	Special Education (Self-Contained)	2,592
07	Special Education (Resource)	3,186
08	Classroom Teacher	43,549
09	Retired Teachers	481
10	Library Media Specialist	1,123
11	Guidance Counselor	2,329
17	Speech Therapist	908
18	ROTC Instructor	346
36	School Nurse	1,419
37	Occupational/Physical Therapist	329
38	Orientation/Mobility Instructor	8
39	Audiologist	11
40	Social Worker	224
85	Psychologist	576
	Total	61,014

<b>Percent of Teacher Records with Missing Data</b>	
FY 2015-16	5.53%
FY 2016-17	5.88%
FY 2017-18	5.92%
FY 2018-19	5.95%
FY 2019-20	5.84%

The percentage of teacher records that did not include a degree classification is listed for each year. Approximately half of these missing values occurred in records for teachers that had zero years of experience. Position codes 18, 36, 37, 39, and 40 had between 80 percent and 97 percent of the entries with blank degree classifications. Missing data records were roughly evenly distributed across districts. These trends were consistent across all 5 years.



## METHODOLOGY

All calculated values used to determine the percentage change in salaries by component are included in Appendix Table 5. Each example below references the line numbers of Table 5 for reference.

To determine change due to teacher count:

- The year-over-year percent change was calculated between each fiscal year's total teacher count.
- For example, the change between FY 2015-16 and FY 2016-17 due to teacher count is the growth in teachers from FY 2015-16 to FY 2016-17.

Line #	Salaries Year	Teacher Count Year	Total Salary	Total Teachers	Average Salary
1	FY 2015-16	FY 2015-16	\$2,387,003,604	55,664	\$42,882
2	FY 2015-16	FY 2016-17	\$2,412,747,785	56,184	\$42,944
	<b>Percent Change due to Teacher Count</b>			0.93%	

To determine change due to salary schedule:

- Total salary cost each year was calculated by multiplying teacher counts for each cell of the schedule by its respective salary on the salary schedule, then summing these figures.
- Total salary cost was then calculated by holding constant the number of teachers for a particular year, but using the next year's salary schedule and comparing these cost figures.
- For example, the change between FY 2015-16 and FY 2016-17 due to the salary schedule was found by calculating total salaries using the FY 2015-16 teacher count and FY 2015-16 salary schedule, then comparing this figure to the total salaries calculated using the FY 2015-16 teacher count but the FY 2016-17 salary schedule.

Line #	Salaries Year	Teacher Count Year	Total Salary	Total Teachers	Average Salary
1	FY 2015-16	FY 2015-16	\$2,387,003,604	55,664	\$42,882
3	FY 2016-17	FY 2015-16	\$2,440,229,035	55,664	\$43,839
	<b>Percent Change Due to Salary Schedule</b>			2.23%	

To determine change due to teacher education and experience:

- Average salary by year was calculated by multiplying teacher counts for each cell of the schedule by its respective salary on the salary schedule, summing these figures, then dividing by the total number of teachers.

- Average salary was then calculated by holding constant the salary schedule from the previous year, but using the teacher count for the next year.
- For example, the change between FY 2015-16 and FY 2016-17 due to teacher education and experience was found by calculating average salary using the FY 2015-16 teacher count and FY 2015-16 salary schedule, then comparing this figure to the average salary calculated using the FY 2015-16 salary schedule again but FY 2016-17 teacher counts.

Line #	Salaries Year	Teacher Count Year	Total Salary	Total Teachers	Average Salary
1	FY 2015-16	FY 2015-16	\$2,387,003,604	55,664	\$42,882
2	FY 2015-16	FY 2016-17	\$2,412,747,785	56,184	\$42,944
	<b>Percent Change Due to Teacher Education and Experience (Step)</b>				0.14%

To determine change due to all components:

- Percent change due to the interaction of all three components was calculated by finding total salaries using the salary schedule and teacher count for one year, and comparing this figure to total salaries using the salary schedule and the teacher count of the next year.
- For example, the change between FY 2015-16 and FY 2016-17 due to all components was found by calculating total salaries using the FY 2015-16 teacher count and FY 2015-16 salary schedule, then comparing this figure to the total salaries calculated using the FY 2016-17 salary schedule and FY 2016-17 teacher counts.
- This growth calculation includes the interaction of each component of changes in teacher salary schedule, teacher counts, and cell on the salary schedule and may differ slightly from the sum of the parts. The total difference is 0.18% over the full five-year period.

Line #	Salaries Year	Teacher Count Year	Total Salary	Total Teachers	Average Salary
1	FY 2015-16	FY 2015-16	\$2,387,003,604	55,664	\$42,882
4	FY 2016-17	FY 2016-17	\$2,466,466,916	56,184	\$43,900
	<b>Percent Change Due to All Components for FY 2015-16 to FY 2016-17</b>				3.33%

**TABLE 5 - SALARY CALCULATIONS TABLE**

<b>Line #</b>	<b>Salaries Year</b>	<b>Teacher Count Year</b>	<b>Total Salary</b>	<b>Total Teachers</b>	<b>Average Salary</b>
1	FY 2015-16	FY 2015-16	\$2,387,003,604	55,664	\$42,882
2	FY 2015-16	FY 2016-17	\$2,412,747,785	56,184	\$42,944
3	FY 2016-17	FY 2015-16	\$2,440,229,035	55,664	\$43,839
4	FY 2016-17	FY 2016-17	\$2,466,466,916	56,184	\$43,900
5	FY 2016-17	FY 2016-17	\$2,466,466,916	56,184	\$43,900
6	FY 2016-17	FY 2017-18	\$2,490,522,599	56,732	\$43,900
7	FY 2017-18	FY 2016-17	\$2,466,466,916	56,184	\$43,900
8	FY 2017-18	FY 2017-18	\$2,490,522,599	56,732	\$43,900
9	FY 2017-18	FY 2017-18	\$2,490,522,599	56,732	\$43,900
10	FY 2017-18	FY 2018-19	\$2,509,777,901	57,314	\$43,790
11	FY 2018-19	FY 2017-18	\$2,522,407,599	56,732	\$44,462
12	FY 2018-19	FY 2018-19	\$2,542,406,484	57,314	\$44,359
13	FY 2018-19	FY 2018-19	\$2,542,406,484	57,314	\$44,359
14	FY 2018-19	FY 2019-20	\$2,557,448,055	57,437	\$44,526
15	FY 2019-20	FY 2018-19	\$2,666,450,223	57,314	\$46,524
16	FY 2019-20	FY 2019-20	\$2,681,212,828	57,437	\$46,681
17	FY 2015-16	FY 2015-16	\$2,387,003,604	55,664	\$42,882
18	FY 2015-16	FY 2019-20	\$2,470,352,528	57,437	\$43,010
19	FY 2019-20	FY 2015-16	\$2,593,590,559	55,664	\$46,594
20	FY 2019-20	FY 2019-20	\$2,681,212,828	57,437	\$46,681

*Notes:*

1. *Teacher Counts include only state funded FTEs and do not include federally funded positions. Positions are eligible for the EIA teacher salary supplement. Included position codes are listed in the teacher count tables in the Appendix.*
2. *Total salary does not include fringe benefits costs and reflect only the state minimum salary schedule cost.*
3. *Average salary is the calculated minimum salary from the state salary schedule based upon the reflected teacher counts by year. This calculation does not include local salary supplements or National Board supplements that are included in the total actual average teacher salary reported annually by the Department of Education.*

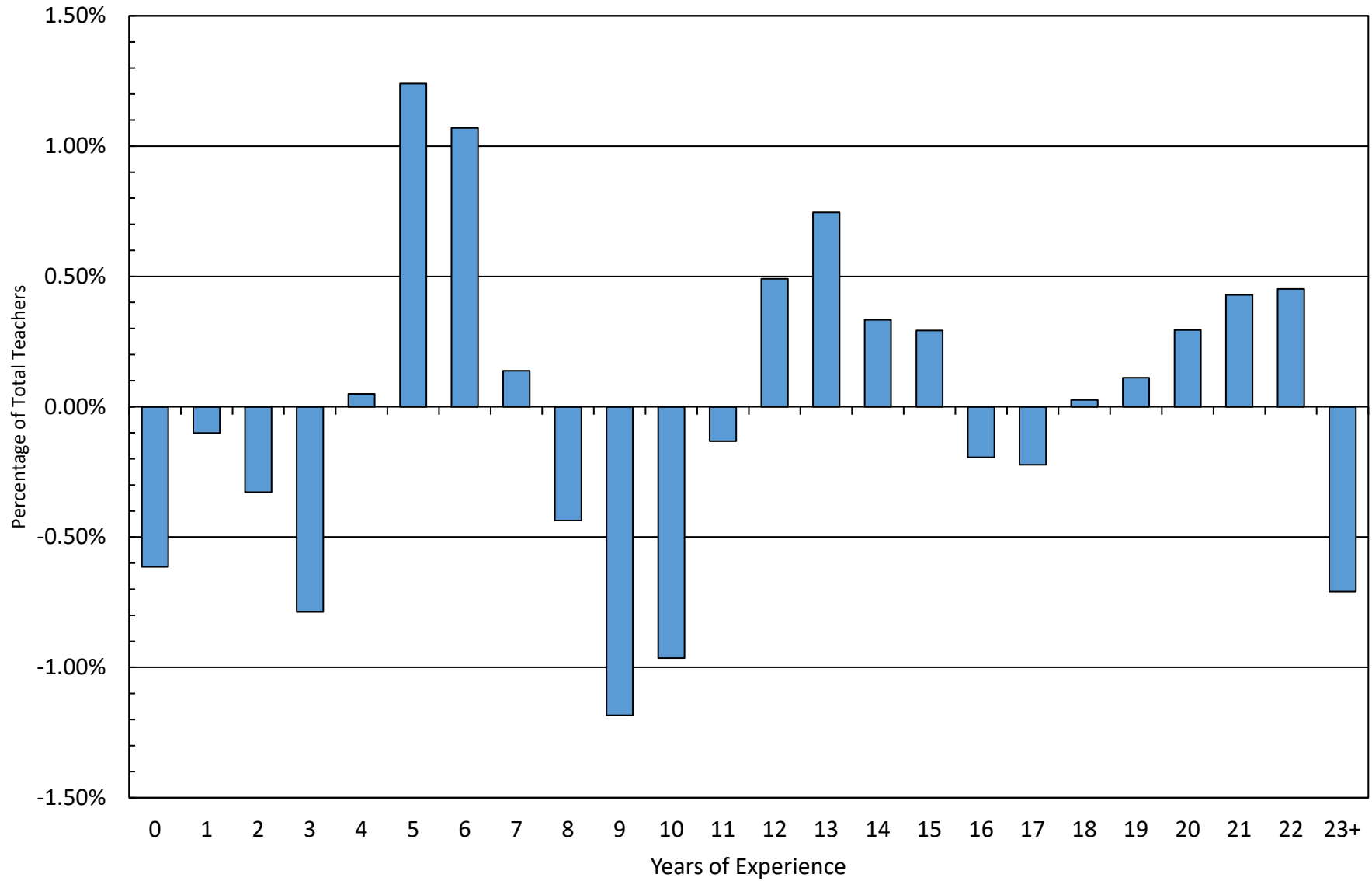
## DISTRIBUTION OF TEACHERS BY YEARS OF EXPERIENCE

The distribution of teachers by years of experience has changed over the five-year period from FY 2015-16 to FY 2019-20. Table 6 and Figure 3 outline the change in the percentage of total teachers in each cell of the salary schedule over this period. In FY 2019-20, 1.83% fewer teachers are in the 0 – 3 years of experience group compared to FY 2015-16. The largest growth occurred in the 4-7 years range, with 2.5% greater teachers.

**TABLE 6 - CHANGE IN DISTRIBUTION OF TEACHERS**  
From FY 2015-16 to FY 2019-20

	<i>Doctorate</i>	<i>Master's + 30</i>	<i>Master's</i>	<i>Bachelor's + 18</i>	<i>Bachelor's</i>	
<i>Years of Experience</i>	<i>Class 8</i>	<i>Class 7</i>	<i>Class 1</i>	<i>Class 2</i>	<i>Class 3</i>	<i>Total</i>
0	0.04%	(0.06%)	(0.37%)	(0.02%)	(0.20%)	(0.61%)
1	0.02%	0.04%	(0.16%)	(0.05%)	0.06%	(0.10%)
2	0.01%	0.00%	(0.22%)	(0.09%)	(0.04%)	(0.33%)
3	(0.01%)	(0.13%)	(0.43%)	(0.14%)	(0.07%)	(0.79%)
4	0.01%	(0.03%)	(0.07%)	(0.05%)	0.18%	0.05%
5	0.00%	0.04%	0.44%	0.06%	0.70%	1.24%
6	0.02%	0.15%	0.43%	0.02%	0.44%	1.07%
7	0.00%	0.02%	0.01%	(0.04%)	0.14%	0.14%
8	0.01%	(0.11%)	(0.29%)	(0.06%)	0.03%	(0.44%)
9	0.00%	(0.15%)	(0.68%)	(0.11%)	(0.24%)	(1.18%)
10	0.01%	(0.16%)	(0.61%)	(0.03%)	(0.18%)	(0.96%)
11	(0.01%)	(0.11%)	(0.05%)	(0.06%)	0.10%	(0.13%)
12	0.01%	0.11%	0.30%	(0.04%)	0.11%	0.49%
13	0.03%	0.10%	0.43%	0.00%	0.18%	0.75%
14	0.02%	(0.11%)	0.37%	(0.07%)	0.13%	0.33%
15	0.02%	0.09%	0.14%	(0.02%)	0.06%	0.29%
16	0.03%	(0.05%)	(0.09%)	(0.06%)	(0.02%)	(0.19%)
17	0.03%	(0.07%)	(0.02%)	(0.10%)	(0.06%)	(0.22%)
18	0.02%	0.05%	(0.02%)	0.00%	(0.02%)	0.03%
19	0.04%	0.00%	0.08%	(0.03%)	0.02%	0.11%
20	0.03%	0.08%	0.14%	(0.05%)	0.09%	0.29%
21	0.03%	0.12%	0.15%	0.06%	0.08%	0.43%
22	0.03%	0.08%	0.32%	(0.06%)	0.09%	0.45%
23+	0.15%	(0.79%)	0.42%	(0.69%)	0.20%	(0.71%)
<b>Total</b>	<b>0.55%</b>	<b>(0.91%)</b>	<b>0.21%</b>	<b>(1.62%)</b>	<b>1.77%</b>	<b>0.00%</b>

**FIGURE 3: CHANGE IN DISTRIBUTION OF TEACHERS  
By Years of Experience, FY 2015-16 to FY 2019-20**



**TO:** Trey Walker, Chief of Staff  
Office of the Governor

**FROM:** Brian J. Gaines

**DATE:** January 19, 2021

**RE:** Executive Budget Book Changes

At the direction of the Governor's Office, the Executive Budget Office has made the following changes to the Non-Recurring recommendations section of Governor McMaster's FY 2021-22 Executive Budget:

<b>Non-Recurring Funds</b>				
<b>Sect.</b>	<b>Agency/Item</b>	<b>Amended</b>	<b>Original</b>	<b>Change</b>
<b>26</b>	<b>Department of Archives &amp; History</b>			
	Historic Preservation and Community Development Grants	\$ 1,000,000	2,000,000	(1,000,000)
<b>28</b>	<b>Arts Commission</b>			
	Sumter Opera House	\$ 15,000,000	0	15,000,000
<b>33</b>	<b>Department of Health &amp; Human Services</b>			
	Medical Contract Grants	\$ 2,000,000	3,000,000	(1,000,000)
<b>36</b>	<b>Department of Disabilities &amp; Special Needs</b>			
	South Carolina Genomic Medicine Initiative at Greenwood Genetic Center	\$ 2,000,000	2,500,000	(500,000)
<b>49</b>	<b>Department of Parks, Recreation &amp; Tourism</b>			
	Hunting Island Lighthouse Repair	\$ 1,000,000	3,000,000	(2,000,000)
	Parks Revitalization Grants	\$ 1,500,000	3,000,000	(1,500,000)
	Sports Marketing Grants	\$ 1,500,000	3,000,000	(1,500,000)
<b>50</b>	<b>Department of Commerce</b>			
	Closing Fund	\$ 2,700,000	3,700,000	(1,000,000)
<b>53</b>	<b>Conservation Bank</b>			
	Conservation Grant Funding	\$ 7,500,000	9,500,000	(2,000,000)
<b>54</b>	<b>Rural Infrastructure Authority</b>			
	Rural Infrastructure Fund	\$ 3,129,944	4,129,944	(1,000,000)
	Water and Sewer Regionalization Fund	\$ 3,000,000	5,000,000	(2,000,000)
<b>100</b>	<b>Adjutant General</b>			
	Armory Revitalization	\$ 3,000,000	3,500,000	(500,000)
	PPE Warehouse	\$ 1,000,000	2,000,000	(1,000,000)

Should you have any questions, please feel free to contact me.

Thank you.

