



**Executive Budget  
State of South Carolina**

**Fiscal Year 2019-20**

**Governor Henry McMaster  
January 14, 2019**





HENRY McMASTER  
GOVERNOR

January 14, 2019

To the People of South Carolina and Members of the General Assembly:

I submit to you my Executive Budget for 2019-20.

South Carolina is winning.

In the last two years, we have announced over \$8 billion dollars in new capital investment and over 27,000 new jobs. Our agricultural base is accelerating, our tourism industry is thriving, and we have become a major high-tech manufacturing hub.

South Carolina is the nation's top exporter of tires and of completed automobiles. Our average annual manufacturing employment growth is 16%, the highest in the southeast. Over and over we are recognized as one of the best places in the country to do business and to visit or vacation.

The current economic competition for jobs, investment, business and talent is as fierce and sophisticated as the world has ever known. It is a competition between states, nations, companies and continents that offers reward and security for those who succeed.

Viewed in the context of economic competition, it is clear what we must do for future generations of South Carolinians. We must compete. We must win.

To continue and accelerate this economic prosperity, we must keep taxes low, eliminate suffocating regulations, and invest in infrastructure.

South Carolina has the highest marginal income tax rate in the southeast – the 12th highest in the nation. Seven states have no income tax at all. Taxes of all kinds at all levels add up – little by little – to smother economic growth and personal prosperity.

Staying ahead of the competition requires reforming our state's marginal income and corporate tax rates, which is why I have proposed a \$2.2 billion-dollar tax cut across all personal income brackets resulting in an average 15% rate reduction.

I commend the House of Representatives and the Senate for embarking on a serious and deliberate effort to reform our state's tax structure. Rather than include this tax cut in this budget, I ask that it be included in their comprehensive overhaul and look forward to collaborating with them to ensure success.

My 2019-20 executive budget sends \$200 million dollars back to the taxpayers in the form of a one-time rebate check. Surpluses in state government revenues don't mean we have to spend it all; a surplus means prioritizing the most critical needs in state government and returning whatever we can back to the taxpayers.

We must also embark on providing bold and dramatic reform in the area of education. This will require imagination and determination. As I have said, being perceived as weak in education is not good. But, being perceived as not committed to fixing it is disastrous.

South Carolina suffers an alarming teacher shortage; vacancies in our public-school classrooms are increasingly prevalent. The time has come to provide teachers with compensation that is competitive – not only in the southeast but across the nation – to enhance the recruitment of promising young teachers and keep our talented teachers in the classroom.

This budget proposes an additional 5% pay raise for South Carolina teachers totaling, almost \$155 million dollars. This increase brings our average teacher salary to \$53,185 – \$355 above the projected southeastern average salary for 2020 of \$52,830.

Improving education in rural and struggling school districts requires a state-backed economic development commitment to bring jobs to these communities by providing infrastructure - not only in water, sewer and roads but in school buildings and facilities. This will provide the spark. We must be bold.

Therefore, this budget proposes the “Rural School District Economic Development Closing Fund” which will provide \$100 million dollars for our Department of Commerce to invest in bringing new jobs and investment to our state's poorest school districts. The words “Corridor of Shame” will soon be a fading memory.

This budget again prioritizes school safety by providing \$46 million dollars in recurring funds to place a trained, certified law enforcement officer, a School Resource Officer, in schools that cannot afford them. And every school and every teacher will now have access to a trained mental health counselor from an additional recurring appropriation of \$2.2 million dollars for the Department of Mental Health school mental health services program.

For decades every family's goal was for their children to go to college, which meant a four-year college degree. Higher education was – and still is – the key to success. But now we know that economic prosperity does not necessarily require a four-year degree. Economic prosperity can be achieved through two-year associate degrees and a multitude of certificates from our state's technical colleges.

A skilled and educated workforce ensures economic prosperity for all South Carolinians. However, the cost and debt associated with higher education is becoming a financial barrier for too many potential students and their families.

Page Three  
January 14, 2019

This executive budget takes the first step toward reining in these rising costs by proposing a freeze on tuition and fees for in-state students at our state's technical schools, colleges and universities for the 2019-2020 academic year. In exchange for freezing in-state tuition and fees, which will be certified by the Commission on Higher Education, an institution will receive a 6% increase to their annual base budget, representing their pro-rata share of a \$36 million-dollar appropriation.

I have also added an additional \$63 million dollars to enhance our workforce partnerships, training, grants and scholarships to help students attend our state's technical colleges. These additional funds will also allow our technical schools to develop partnerships with local businesses and high schools for internships and certificates in skilled technical trades, while tripling funding for our technical school system's successful readySC program that trains new employees for our state's manufacturers.

We must be bold, aggressive, alert and we must think long-term. That includes public safety.

This budget again takes action to lower the tax burden on military veterans and first responders – including retired state and federal law enforcement, firefighters and peace officers – through a full retirement income exemption. This exemption will be an effective tool to keep our outstanding law enforcement officers and first responders on the job.

I have included an additional \$33.6 million dollars for law enforcement, corrections, probation, firefighting and other criminal justice agencies to use for pay raises, retention bonuses and hiring new officers. In order to expedite security system upgrades as well as critical repairs to damaged prison facilities, an additional \$40 million dollars will be provided to the Department of Corrections to keep both inmates and corrections officers safe.

Finally, maintaining the public's trust in government, at all levels, requires transparency and accountability on how and why every single taxpayer dollar is spent. The best disinfectant against waste and corruption – or suspicions thereof – is sunshine. Anyone paid to influence decisions made by state, county, municipal, or school board officials should be required to publicly register as a lobbyist. This executive budget doubles the investigation and enforcement capabilities of the State Ethics Commission through a new registration fee for lobbyists and lobbyist principals.

To my friends in the General Assembly: We are all on the same team, although we don't all wear the same jerseys. The people of South Carolina want to see us working together – to stay ahead of the competition and to ensure that future generations of South Carolinians are able to keep winning and prospering. We have the brightest of futures before us. If we think big and act boldly, we will all succeed.

Yours very truly,



Henry McMaster

This page intentionally blank.



# **Executive Budget FY 2019-20**

This page intentionally blank.






## Table of Contents

<b>Budget Process .....</b>	<b>5</b>
<b>FY 2019-20 Budget Themes .....</b>	<b>9</b>
<b>Statewide Enterprise Strategic Objectives .....</b>	<b>29</b>
<b>Financial Overview .....</b>	<b>33</b>
<b>EIA, Lottery, CRF, and Nonrecurring.....</b>	<b>39</b>
<b>Reserve Funds and Debt.....</b>	<b>49</b>
<b>Executive Budget Summary .....</b>	<b>53</b>
<b>Recapitulation.....</b>	<b>59</b>
<b>Governor’s Recommended Appropriations .....</b>	<b>63</b>
<b>Governor’s Proviso Recommendations.....</b>	<b>73</b>
<b>Summary Control Document .....</b>	<b>99</b>
<b>Appendices.....</b>	<b>129</b>

This page intentionally blank.




# Budget Process

This page intentionally blank.

## Preparing the FY 2019-20 Budget

<b>July 2018</b>	<ul style="list-style-type: none"><li>• Governor's Office began to develop instructions and templates for the upcoming fiscal year.</li></ul>
<b>August</b>	<ul style="list-style-type: none"><li>• Executive Budget Office (EBO) transmitted instructions and templates to state agencies and universities.</li></ul>
<b>September</b>	<ul style="list-style-type: none"><li>• Agencies submitted their requests to EBO, which distributed copies to Governor's Office, plus House and Senate staffers.</li></ul>
<b>October</b>	<ul style="list-style-type: none"><li>• Governor's Office met with agencies and universities to discuss their requests.</li></ul>
<b>November</b>	<ul style="list-style-type: none"><li>• Board of Economic Advisors (BEA) released the revenue estimate upon which the Governor's Executive Budget is based.</li></ul>
<b>December</b>	<ul style="list-style-type: none"><li>• Governor's Office analyzed budget requests and prepared budget drafts.</li></ul>
<b>January 2019</b>	<ul style="list-style-type: none"><li>• Governor releases FY 2019-20 Executive Budget.</li><li>• House Ways and Means Subcommittees begin formal deliberations.</li></ul>
<b>February</b>	<ul style="list-style-type: none"><li>• Full House Ways and Means Committee takes up the budget.</li></ul>
<b>March</b>	<ul style="list-style-type: none"><li>• BEA revises its revenue forecast.</li><li>• House of Representatives debates and passes the budget.</li></ul>
<b>April</b>	<ul style="list-style-type: none"><li>• Senate Finance Committee begins its deliberations.</li><li>• Senate debates and passes the budget.</li></ul>
<b>May</b>	<ul style="list-style-type: none"><li>• Conference Committee convenes.</li><li>• House and Senate adopt Conference Committee report.</li></ul>
<b>June</b>	<ul style="list-style-type: none"><li>• Governor acts on budget; General Assembly takes up any vetoes.</li></ul>

This page intentionally blank.



# **Budget Themes FY 2019-20**

## **TAX RELIEF**

**Summary.** The 2019-20 Executive Budget proposes tax relief for South Carolinians in the form of:

- A one-time, pro-rata tax rebate in the amount of \$200,000,000;
- An immediate and full retirement income tax exemption for military veterans and first responders, including retired state and federal law enforcement, firefighters and peace officers, representing \$20,742,570 in relief the first year.

Over the course of the next fiscal year and beyond, the McMaster Administration will continue to fight for tax relief for all South Carolinians. This governor wants bigger paychecks – and more of them – for the people of the Palmetto State.

In 2018, Governor McMaster issued an 18.8% cut on unemployment insurance tax rates for small businesses – the largest rate cut ever, putting \$52 million back into businesses’ pockets. Not very long ago, South Carolina had to borrow nearly \$1 billion from the federal government to pay unemployment benefits. Governor McMaster is proud of the Department of Employment and Workforce for rebuilding the Unemployment Insurance Trust Fund to a sufficient degree that it should withstand a future economic downturn.

South Carolina has come a long way, and it is a direct result of our booming economy. By saving businesses money, we give them cash flow and the ability to expand, putting even more of our people to work.

**Rebates.** Surpluses in state government revenues do not mean we have to spend it all; a surplus means prioritizing the most critical needs in state government and returning whatever we can back to the taxpayers.

This year, the State of South Carolina had \$988,890,280 in surplus revenue. After putting dollars toward needed priorities, \$200 million remains in this budget. The Department of Revenue will issue a rebate to all residents of South Carolina who filed an SC1040 – 2018 Individual Income Tax Return on or before October 15, 2019. The amount of the rebate for each individual taxpayer, regardless of filing status, will be based on the number of residents that filed a 2018 Individual Income Tax Return. The Department of Revenue will issue all rebates no later than December 15, 2019, on a basis proportional to the amount paid.

As Governor McMaster said in his 2018 State of the State Address, “Let the people keep more and more of their money.” That is exactly what this budget does.

**Reform.** Currently, this state has the highest marginal income tax rate in the southeast – the 12th highest in the nation. Seven states have no income tax at all. Taxes of all kinds at all levels add up – little by little – to smother growth.



Last year, Governor McMaster’s Executive Budget proposed an average 15% rate reduction across all personal income brackets, resulting in \$2.2 billion in taxpayer savings. This year, the Governor asks that Members of the General Assembly work with him to pass a comprehensive reform package which will simplify South Carolina’s tax structure and save people money.

With that goal in mind, this budget takes action to lower the tax burden on military veterans and first responders – including retired state and federal law enforcement, firefighters and peace officers – through a full retirement income exemption. This exemption will be effective immediately upon ratification and extend in perpetuity. Practically, it will have the effect of helping these brave men and women during their retirement years; symbolically, it will reaffirm our unwavering commitment to the men and women of the Palmetto State who over a lifetime of service put themselves in harm’s way to keep us safe.

According to the South Carolina Revenue and Fiscal Affairs Office (RFA), there are currently 38,196 active duty military veterans and 21,090 retired first responders in South Carolina. We can never repay them for their sacrifice, but we can thank them when they retire. Under Governor McMaster’s plan, retired veterans and first responders will never pay state taxes on their retirement income again – ever.

RFA has scored these proposals, determining that retired first responders will save an average of \$729.35 per year for those under 65 and \$112.85 for those over 65. For military retirees, yearly savings will average \$464.81 for those under 65 and \$137.70 for those over 65. In total, this exemption represents \$20,742,570 in relief.

## **EDUCATION**

***Summary.*** The 2019-20 Executive Budget provides for the following:

- A 5% across-the-board salary increase for South Carolina teachers, totaling \$154,561,655, bringing average teacher salary up to \$53,185 – \$355 above the projected southeastern average for FY20;
- \$100,000,000 for the “Rural School District Economic Development Closing Fund” to provide funding for infrastructure which may be utilized to bring jobs and investment to the state’s poorest rural school districts;
- \$46,354,044 to put a School Resource Officer in every school in the state and \$2,200,000 to provide every school in the state with access to a mental health counselor;
- \$35,953,978 toward tuition mitigation upon CHE’s certification that tuition and fees have not been raised on in-state students at public universities;
- \$31,820,610 for a \$10 base student cost increase;

- A \$15,404,235 increase for the S.C. Public Charter District to support six new charter schools and 5,400 new students;
- \$5,000,000 for new bus leases;
- \$5,000,000 for instructional materials at public school districts;
- \$3,100,000 for computer science and coding education;
- \$737,448 for a First Steps Outcomes and Accountability Data System.

Governor McMaster’s top priority is ensuring that every man, woman or child has prosperity and the brightest of futures before them.

It starts with education. We must improve scholastic outcomes in South Carolina, but true reform requires more than simply sending money from Columbia. All the money in the state budget will not create change if children do not have active parents with steady work. All three must be addressed together: funding, family and jobs.

We must ensure that all of our children have the necessary resources, from an early age, to meet the requirements of the 21st century economy. We must have good teachers, who are incentivized not only to work in under-served areas, but to stay there. We must find savings where we can and reinvest them into the classrooms.

Family is of equal importance. Parents need jobs – not just to support their families financially, but to cultivate a stable home life and set an example for the next generation. This requires maintaining focus on economic and workforce development. Just as parents must invest in their children, so must we invest in parents.

It is the goal of this governor to pursue a comprehensive education reform strategy which seeks to fill funding gaps, while focusing on the family as a core educative component.

***Recruitment and Retention.*** South Carolina suffers an alarming teacher shortage; vacancies in our public school classrooms are increasingly prevalent. According to the South Carolina Committee on Education Retention and Recruitment, districts reported 481 vacant positions in 2016, while the Center for Educator Recruitment, Retention, & Advancement (CERRA) noted that certification-eligible graduates declined over the 2013-2016 period from 2,447 to 1,898.

Retention rates are even more alarming. According to CERRA, during the 2016-2017 school year, a staggering 2,465.4 teachers failed to return to their positions following five years (or less) of teaching – up from 1,796.5 in 2014-2015.

Education reform requires a multi-pronged approach, but we have to start somewhere. With \$1 billion in new revenue for this fiscal year, it is time to put substantial resources toward bolstering teacher salaries – both to enhance the recruitment of promising young teachers in lower-income counties and keep them there.

Last year, Governor McMaster’s Executive Budget included a 1% teacher pay raise. This budget proposes an additional 5% raise totaling \$154,561,655. This increase brings teacher salaries to \$53,185, which will be \$355 above the southeastern average salary projection of \$52,830.

Raising teacher salaries is a simple, bold step we can take right now to address struggling schools. This is a consensus issue with support on both sides the aisle; by investing in teachers, we enrich the lives of students, creating more opportunities for them in the future.

**Resources.** The words “minimally adequate” bear no relation to our aspirations for our children. Since entering office, Governor McMaster visited all eight school districts affected by *Abbeville*. Although funding alone will not suffice to correct all deficiencies at these and other struggling schools, this governor believes current resources are inadequate.

The 2019-20 Executive Budget places \$100,000,000 in new, non-recurring dollars into the “Rural School District Economic Development Closing Fund” to be created and maintained by the South Carolina Department of Commerce (“Commerce”). Funds will be distributed by Commerce in rural areas with the stipulation that be used solely, and without exception, for economic development in those districts. These dollars will boost both local economies and school districts by investing in infrastructure. The words “Corridor of Shame” will soon be a fading memory.

Governor McMaster’s Executive Budget also increases base student cost by \$10, a total of \$31,820,610, bringing base student cost to \$2,495/student. It also provides \$5,000,000 for new instructional materials. Coupled with new teachers, more resources will help close education gaps in subjects like reading, writing and math – each essential to ensuring students are able to join, and find success in, tomorrow’s workforce.

The 2019-20 Executive Budget allocates \$142,448 in recurring dollars and \$595,000 in non-recurring dollars for the creation of an “Outcomes and Accountability Data System” at South Carolina First Steps to School Readiness. More data will allow First Steps to effectively adapt and mission-shift in response to changing circumstances, as well as provide that data to communities to develop localized solutions.

This budget provides more than \$5,000,000 to fulfill increased enrollment requests at VirtualSC – one of the five largest state virtual schools in the country. Last year, the program was unable to accommodate 3,303 student enrollment requests; these funds will allow them to do so.

As he did last year, Governor McMaster is again requesting \$3.1 million under the Education Improvement Act (EIA) to train new computer science and coding teachers in schools across the state. There are now 3,345 open computing jobs in South Carolina – 2.6 times the average state demand rate. Yet, despite the fact that 93% of parents want computer science and classroom coding instruction, we have no dedicated state funding for K-12 computer science education. We must align our educational objectives with the realities of the 21<sup>st</sup> century economy.

This budget again prioritizes school safety by putting additional funds toward the hiring of school resource officers. Last year, the General Assembly wisely allocated \$2,000,000 to begin the

process of placing certified, trained law enforcement professionals in schools that need them. Governor McMaster requests \$46 million to continue and complete this process. Law enforcement is the single best pathway toward protecting our children. By the end of his tenure, this governor wants to see a trained police officer stationed at every school in every county – all day, every day.

Over this same timeframe, South Carolina must also take steps to address root causes of violence in schools. In the budgetary context, this means dedicating more funding to mental health. We need more counselors to assist troubled youth and recognize warning signs of potential violent behavior before it occurs. This Executive Budget fully funds the Department of Mental Health’s school mental health services program in the amount of \$2.2 million, recurring. With this funding appropriated, every child in every classroom will have access to mental health counseling.

In addition, this budget dedicates \$2,000,000 more toward replacing South Carolina’s aging school bus fleet. We must continue phasing out old and outdated buses and replacing them with newer, more fuel-efficient models to ensure that students have safe and reliable transportation to school.

**Higher Education.** For too long, rampant spending has resulted in skyrocketing tuition rates at our state institutions of higher learning. We must continue the conversation about how to protect our young people and their parents from crushing debt obligations. This year, Governor McMaster is taking a bold step to mitigate costs, placing \$36 million (a 6% increase to higher education’s base appropriation) for tuition mitigation with the South Carolina Commission on Higher Education (CHE). Public colleges that pledge to forgo tuition increases over the course of the next year will receive these dollars on a pro-rata basis, but only after CHE certifies that they have done so.

**Future Reform.** Increases in teacher pay and student funding constitute a considerable investment in comprehensive K-12 reform. But make no mistake – this is just a first, concrete step of many. With this important move accomplished, it will be incumbent on school districts to take further steps to realize savings and reinvest them where needed.

School district consolidation continues to merit serious consideration; the *Abbeville* court’s observation regarding “administrative costs disproportionate to school size” is even more salient today than it was in 2014. In the absence of legislatively mandated consolidation efforts, districts should take it upon themselves to identify and eliminate unnecessary duplication and wasteful spending. The Department of Education identified up to \$338,000,000 in savings if small districts are consolidated; we should endeavor to realize every penny of that sum.

Reforming funding formulas is another step we can take to ensure more equitable distribution of dollars to South Carolina’s school districts. This is a decidedly difficult proposition, but one that merits further discussion. Act 388 has placed an unsustainable burden on businesses in less affluent districts, while lowering the available tax base from which these districts can draw. Proposals to offer more spending flexibility to school districts merit consideration.

Ultimately, gainful employment of parents or adults in the home offers the surest deliverance of a child into educated society. Workforce training will provide more opportunity for our people, and more economic investment in counties with struggling school districts will create a larger tax base.

Governor McMaster believes that while we must supplement funding for teachers and students, we must not lose sight of our ultimate goal: a more prosperous South Carolina.

## **ECONOMIC AND WORKFORCE DEVELOPMENT**

*Summary.* The 2019-20 Executive Budget provides for the following:

- \$63,185,000 towards workforce partnerships, scholarships and grants for students interested in attending South Carolina technical schools;
- \$4,000,000 for LocateSC to help recruit prospective businesses to South Carolina;
- \$3,700,000 for Department of Commerce’s closing fund;
- \$2,000,000 to the Department of Agriculture for regional farmers markets and \$1,000,000 for agribusiness infrastructure grants;
- \$950,000 for the “Be Pro Be Proud” workforce initiative;
- \$699,000 for workforce training at the Department of Corrections.

South Carolina stands at the dawn of a new prosperity. Since Governor McMaster entered office, this state has added more than 27,000 jobs and over \$8 billion in new capital investment.

People are coming here like never before. According to the United States Census Bureau, we are the 9<sup>th</sup> fastest growing state in the nation, with 1.3% population growth in 2017-2018, outpacing North Carolina and tying Texas.

Americans are not alone in recognizing the awesome potential of the Palmetto State. Businesses, too – many of them international – understand that South Carolina is a place of great possibility. Since 2011, foreign-based firms have invested more than \$19 billion in South Carolina, bringing over 40,000 new jobs to the state. As a result, a nation-leading 7% of our workforce is employed by foreign-based companies. We must continue supporting these outside companies who have placed their faith in our people. That faith has turned this state – once driven by textiles – into a high-tech manufacturing hub.

Today, South Carolina is the nation’s number one exporter of tires and completed automobiles. Our average annual manufacturing employment growth is 16% - the highest in the southeast. Routinely, we are named one of the very best places in the country to do business. In 2017, 41 existing manufacturers announced expansions. The same year also marked our eighth consecutive year of record export sales, with \$32 billion of made-in-America goods shipped to the rest of the world. We are now the 16<sup>th</sup> largest state exporter of goods in the country.

New manufacturing facilities from Samsung, Volvo and Mercedes-Benz reflect the reality of South Carolina’s modern-day manufacturing renaissance – but not everyone is seeing the dividends of

our success. The United States Census Bureau estimates the percentage of South Carolinians at or below the poverty line at 15.4%. Yet, opportunity abounds.

We have more than 60,000 available jobs throughout the state. South Carolina's unemployed and under-employed populations constitute an untapped resource which, if correctly harnessed, has the potential to put us over the top.

The number one goal of this governor is to ensure that every man, woman or child has the chance to play a role in our new prosperity. This budget commits a total of \$63,185,000 to workforce partnerships, training and grants, including:

- \$22,000,000 for workforce scholarships and grants through the State Technical Board;
- \$19,185,000 for readySC training;
- \$12,000,000 for STEM equipment at our technical colleges;
- \$10,000,000 for workforce partnership grants.

***Workforce Development.*** In FY 2019-20, the McMaster Administration will continue its robust support for South Carolina's innovative technical college system. Last year, the Governor called for the creation of the South Carolina Workforce Partnership program, a new initiative to incentivize businesses to participate with local high schools in apprenticeship programs for students interested in skilled technical trades. Because funding was not included in the final Appropriations Act as ratified by the General Assembly, the Governor resubmits this proposal and urges members of the legislature to see it through.

Utilizing a grant-based funding model administered by the South Carolina Technical College System, Workforce Partnership dollars will be disbursed to qualifying high schools which have established relationships with at least one business and one technical school. Businesses that join the Workforce Partnership program will be required to make a 25% funding match and offer work-based learning opportunities to all members of the participating school. Through partnership and collaboration, these businesses can effectively create a skilled labor pipeline to meet their future needs, while providing valuable education and employment opportunities to students interested in good-paying careers right out of high school. This budget commits \$10,000,000 for this program.

As we work to create new conduits for talented students to enter the workforce, we must also reaffirm our commitment to existing programs with demonstrable records of success. readySC is one of the oldest and most experienced workforce training programs in the United States, focused on recruiting and training workers for new and expanding businesses in South Carolina. In 2016-17, readySC trained 3,685 people for 82 different companies. This budget triples South Carolina's commitment to readySC, providing over \$19,000,000 to fully fund direct training efforts over the course of the next fiscal year.

The modern workforce needs more qualified job candidates with the requisite background in science, technology, engineering and mathematics (STEM) training. This budget commits

\$12,000,000 for STEM equipment for high-demand job skills training. Meeting the critical equipment needs of our technical college system will help fulfill the demands of our evolving economy by facilitating better training for students.

Each year, the South Carolina Education Lottery provides critical funds for education scholarships. Yet, too often these dollars are used for purposes separate from their original intent. This budget re-prioritizes young people – and their economic potential – by nearly tripling workforce scholarships from last year’s funding level in the Appropriations Act, taking the dollar amount from \$11,000,000 to more than \$32,000,000.

This budget also includes \$950,000 for the “Be Pro Be Proud” workforce initiative. This program targets key audiences such as high school and nontraditional students, parents, teachers, career coaches and employers to dispel myths about the skilled trade and technical professions, showcase current skilled professionals’ vocational pride, highlight the many career opportunities available within these trades and provide necessary resources and training. It will promote degree and certificate programs available at our technical schools. And it will illustrate the irrefutable guarantee that if you work hard, the American Dream can be still be yours. It is alive and well – right here in the Palmetto State.

Finally, the Governor remains committed to ending recidivism through the power of jobs. The Department of Corrections (DoC) and the Department of Employment and Workforce (DEW) conduct a joint workforce-training program for inmates who have completed their sentences and are re-entering the community. Before their departure, inmates go through a program focused on teaching “soft” skills – such as how to fill out a job application, how to dress and conduct themselves during an interview and how to locate available housing and transportation. The FY 2019-20 Executive Budget provides funding for this program at a level of \$699,000.

***Opportunity Zones.*** Recruiting new economic investment will do more to help South Carolinians than simply sending money from Columbia. Working with Senator Tim Scott, Governor McMaster last year identified and submitted 135 South Carolina “Opportunity Zones” to the U.S. Department of Treasury.

Opportunity zones are intended to encourage long-term private investment in low-income communities. These zones have great potential to transform poorer areas of the state, creating everything from new business to affordable housing. Governor McMaster looks forward to seeing the impact this new program will have across the Palmetto State.

## **PUBLIC SAFETY**

***Summary.*** The 2019-20 Executive Budget provides for the following:

- \$40,000,000 to the Department of Corrections for increased detention services and equipment upgrades;
- \$33,585,000 in salary increases for law enforcement and firefighting agencies;

- \$9,729,383 in recurring dollars for the Criminal Justice Academy;
- \$6,037,806 for officer recruitment and retention at the Department of Corrections;
- \$2,293,564 for additional vice personnel at SLED to combat the opioid crisis;
- \$2,200,000 to the Office of the Adjutant General for land acquisition at the McEntire Joint National Guard Base;
- \$2,000,000 for the National Guard Tuition Repayment Program;
- \$1,749,370 for SLED to operationalize the S.C. Critical Infrastructure Cybersecurity program.

South Carolinians can be assured of Governor McMaster’s steadfast commitment to public safety. As this state’s former top law enforcement official, he knows well that government’s primary purpose is protecting the people. To that end, his priorities are three-fold: 1) supporting our public safety officials; 2) vigorously enforcing our laws; and 3) ending recidivism through jobs.

More officers on the street means less crime. It is therefore vital that we maintain a sufficient law enforcement presence in South Carolina by keeping officers in their jobs and training new ones.

To that end, the 2019-20 Executive Budget provides more than \$33,000,000 for law enforcement, corrections, probation, firefighting and other criminal justice agencies to use for pay raises, retention bonuses and hiring new officers.

This budget provides \$9,446,383 for the South Carolina Criminal Justice Academy, including \$8,600,000 in recurring dollars. At present, CJA is funded through fees and fines; this appropriation would end such reliance, enhancing transparency and accountability in the process. We should no longer fund state government off the backs of fees and fines, nor should we gamble with the lives of South Carolinians based on ticket revenue. This forward-looking reform should apply across the spectrum of state government.

***Opioids.*** The “silent hurricane” of opioid addiction continues to pummel the Palmetto State. This is not a typical crime problem; it is a crisis born of human pain and suffering.

Tragically, the death toll from opioid-related overdoses continued to rise in 2017, with 748 opioid-related fatalities across the state (2014 saw just 57). One bright spot is Horry County, historically the biggest problem area for opioid abuse in South Carolina. Deaths were down from 101 to 77 in 2017, but this number is still far too high, and opioid deaths maintain a steady upward trajectory in most other areas.

Last year, Governor McMaster declared a statewide public health emergency, mobilizing the full power of the state’s emergency infrastructure in response to the growth of opioid addiction and abuse. He also issued an Executive Order placing strict limits on initial opioid prescriptions, and



signed a raft of legislation addressing the crisis across the spectrum of law enforcement, education, health care and more. Doctors are now required to educate minors and their families on the dangers of opioids before prescribing them; DHEC is issuing tamper-proof prescription pads; the anti-overdose drug Narcan is more readily available; and initial prescriptions are now limited to seven days, unless clinically indicated.

In addition, the Governor established the Opioid Emergency Response Team, which in June released a plan consisting of recommendations on physician and public education, prevention and response, treatment and recovery, and law enforcement approaches.

Law enforcement is the front-line in dealing with this crisis. In South Carolina, fentanyl-overdose deaths more than quadrupled from 2014 to 2017 – consistent with the nationwide trend. Fentanyl, roughly 100 times stronger than morphine, is often manufactured overseas, brought here and mixed with – or sold as – heroin. We must do everything we can to stop this scourge before it makes its way to users.

This budget provides \$1,685,539 for SLED to hire more vice personnel, including three new agents to combat the increased supply of heroin and synthetic opioids, two new agents to investigate criminal activity related to narcotics trafficking within the South Carolina Department of Corrections and two new agents for the parcel interdiction service to stem the tide of synthetic opioids like fentanyl shipped through parcel services from China and other foreign source countries. It also allocates \$608,025 to provide covert investigation of illegal activities pertaining to the interdiction of narcotics and other illicit substances.

On the treatment front, this budget provides \$3,000,000 through the South Carolina Department of Alcohol and Other Drug Abuse Services to fund the substance abuse provider system and increases authorization for the expenditure of opioid-related federal dollars by \$14,254,324.

**Department of Corrections.** South Carolina’s prisons are aging and in dire need of improvements. The 2019-20 Executive Budget appropriates \$40,000,000 for detention services and equipment upgrades to upgrade fire alarm and cell door systems, construct elevated secure control rooms and support various other improvement projects.

The Department of Corrections currently suffers from high turnover of corrections officers. This budget provides \$6,037,806 to hire correctional officers and critical security support staff, as well as \$630,915 in recurring dollars to increase capacity of the Police Services Investigative Unit. With cell phones smuggled inside the prison or secretly thrown over the prison wall, inmates inside and their conspirators on the outside can engage in extortion, conduct blackmail, plan and execute “hits,” operate drug rings and run any number of fraud schemes. The Police Services Investigative Unit exists to crack down on these activities and will continue to play a critical role in combating the proliferation of phones in prisons.

**Cybersecurity.** Cyberattacks are among the most common and potentially crippling offenses facing our state. This threat lacks distinct borders, involves adversaries with evolving tactics and endangers both the public and private sectors. In order to defend vital networks, critical infrastructure owners and operators, as well as federal, state and local governments, must work

together. In 2015, Governor Haley wisely formed the South Carolina Critical Infrastructure Working Group (the “Working Group”) – consisting of representatives from the South Carolina Attorney General’s Office, the South Carolina Department of Administration, SLED and the South Carolina Military Department – to develop recommendations to better protect our state.

Governor McMaster recognizes the importance of meeting the cyber threat head-on, and his administration has made implementing the recommendations of the Working Group a priority. In April 2017, the Governor established a Cybersecurity Task Force to bridge capability gaps in our state cybersecurity infrastructure and oversee enactment of the Working Group’s proposals. This is an intricate and ongoing process which involves the creation of individualized security plans and response protocols for companies with assets and networks vital to the interests of South Carolina.

This budget includes \$1,749,370 for the South Carolina Critical Infrastructure Cybersecurity (SC CIC) program at the SLED, including \$802,770 to operationalize the program with additional staff and equipment. This funding will go toward developing a strategic plan to enhance the state’s ability to detect, respond to, mitigate and recover from cyber events targeting critical infrastructure and local governments. An additional \$946,000 will allow SLED to incorporate the National Guard into the SC CIC program.

***Supporting the Military.*** The military has a \$24.1 billion economic impact on South Carolina. We are home to eight major military installations and many other critical defense facilities, supporting a total of 62,250 Department of Defense personnel. 417,000 veterans and 57,000 military retirees call the Palmetto State home. Governor McMaster is committed to maintaining strong relationships between government and military communities.

In addition to the Governor’s proposed retirement income tax exemption for veterans, this budget allocates \$2 million for the National Guard Tuition Repayment Program. It also commits \$2.2 million for the purchase of new land adjacent to McEntire Joint National Guard Base to expand McEntire’s mission of protecting our people.

## **HEALTH**

***Summary.*** The 2019-20 Executive Budget provides for the following:

- More than \$40 million for veterans nursing homes, including \$37,065,450 for three new facilities through the Department of Mental Health and \$3,940,000 to renovate the Campbell Veterans Nursing Home;
- \$3,000,000 through the South Carolina Department of Alcohol and Other Drug Abuse Services to fund improvements to the substance abuse provider system;
- \$1,550,000 for information technology at the Department of Mental Health;
- \$1,214,200 for Clemson’s Health Innovation Program to educate communities on healthy living;

- \$1,200,000 for the Palmetto Health Children’s Hospital abuse and neglect medical response program.

Improving the health and well-being of all South Carolinians is a top priority for this administration. As the coverage debate continues, Governor McMaster will work with state agencies to ensure we have a stable regulatory framework that is ready and able to meet our health care challenges head-on, while addressing some of the pervasive problems that place strain on the system. This includes combating the ongoing opioid crisis, emphasizing telehealth and finding new means of providing reliable health care to our most vulnerable populations.

**Veterans.** Just as veterans took care of us through their decision to serve, so must we take care of our veterans when they retire. This budget fully funds a capital request from the Department of Mental Health in the amount of \$37,065,450 to construct three new veterans nursing homes and includes \$4,000,000 for renovations at the Campbell Veterans Nursing Home.

**Access.** Access to quality health care continues to be an issue in South Carolina, especially in rural areas. One way to do this is by reforming laws limiting the ability of nurse practitioners to provide services to those in need. Last year, Governor McMaster signed into law legislation which broadened the scope of practice for nurse practitioners and expanded parameters that previously required nurses to work within 45 miles of a supervising physician. Now, nurse practitioners are able to see more patients – in more areas of the state.

Governor McMaster looks forward to taking a legislative approach and working with the General Assembly and the Department of Health and Human Services to develop innovative new health care approaches. One area that requires further consideration is telehealth.

South Carolina is leading the nation in telehealth. We are home to the Medical University of South Carolina, which is now designated a National Telehealth Center of Excellence – one of only two in the entire country. This recognition would not have been achieved without the General Assembly investing and prioritizing innovation and optimization in the areas of stroke care, obstetrics, mental health and urgent care. An increased emphasis on telehealth will help ensure that all South Carolinians have access to high-quality health care, regardless of where they live.

The 2019-20 Executive Budget funds information technology at the Department of Mental Health – the backbone of DMH’s telepsychiatry program – at a level of \$1,550,000. These dollars will assist with training and help ensure that services will be available to those in need.

A new program between Clemson and the Medical University of South Carolina endeavors to change what is possible in health services delivery and preventive care in South Carolina. The Health Innovation Extension Programming initiative will focus on educating communities on healthy living and promote outreach and public service to communities lacking health services. Drawing on the success of 2016’s mobile health van project, this initiative creates four enhanced programs in three counties coupled with expanded cancer screening and preventive care in nine additional counties. Together, Clemson and MUSC will deliver underserved communities primary health screenings and labs (e.g. cancer, cardiovascular, lifestyle), expand the SC Mother’s Milk

Bank and other programs (e.g. safe sleep) aimed at combatting infant mortality, expand childhood obesity programs in schools (to include school gardens), combat opioid addiction through innovation in non-opioid care of chronic pain management patients.

## **GOOD GOVERNMENT & ETHICS**

**Summary.** The 2019-20 Executive Budget:

- Provides \$5,000,000 to the State Election Commission for new voting machines;
- Requires agencies to utilize consolidated administrative services through the Department of Administration (DOA);
- Establishes a centralized real property and facilities management process for all state government agencies;
- Directs DOA to establish and issue uniform written standards and guidelines for data entry into the Statewide South Carolina Enterprise Information System (SCEIS);
- Allocates additional funding for investigation and enforcement enhancement at the State Ethics Commission by doubling the registration fee for lobbyists and lobbyist principals from \$100 to \$200, and requires anyone paid to influence decisions made by county, city or town councils to register as lobbyists.

**Shared Services.** For the last two years, our state has worked diligently to create such efficiencies by consolidating and streamlining our information technology (IT) apparatus through the use of shared services for all state agencies. We have made great progress, learning from our collective experiences and working together to better serve the citizens of South Carolina. Not only have we made strides to enhance security – we are also achieving cost savings.

So far, we have implemented: a 10 percent cost reduction for Division of Technology (DTO) Storage; an 82 percent cost reduction for DTO Archive Storage; a 25 percent cost reduction per server for DTO Server Management; and, a 19 percent cost reduction per server for DTO Virtual Servers. Altogether, these reductions will result in overall savings of \$800,000 during the next year.

This is just the beginning. A 2017 analysis found \$14.25 million in annual savings that can be achieved through brokerage of inter-agency shared services contracts, such as K-12 internet. Beyond savings, the IT shared services model is expected to further enhance reliability, data protection and accessibility of government services. With technology advancing faster than ever, new threats to stability and security will continue to arise. Through IT shared services, we also are better positioned than ever to defend vital networks.

However, the shared services paradigm is not limited to IT. This concept is scalable; savings and efficiencies can be generated through consolidation of services across agencies and within similar

functions – e.g. human resources, accounts payable, procurement, budgeting, reporting and maintenance. This budget includes three provisos intended to shift state government toward the shared services model, conserving taxpayer dollars and moving us to a more sustainable model of governance.

The first proviso – based on the results of a 2014 study performed by the former Budget and Control Board entitled “Proviso 101.33 Consolidation of Administrative Functions” – authorizes the Department of Administration to provide to all agencies consolidated administrative services that promote cost savings for the state. All state agencies shall be required to utilize such consolidated administrative services as they become available.

The second proviso establishes a comprehensive, centralized real property and facilities management process to provide for the needs of state government agencies while achieving maximum efficiency and economy in the use of state-owned, state-leased and commercially leased facilities. All state agencies are directed to work with the Department of Administration to meet prescribed uniform space standards, site selection criteria and reporting requirements.

The third proviso directs the Department of Administration to develop and issue uniform written standards and guidelines for data entry into the Statewide South Carolina Enterprise Information System (SCEIS). All agencies are directed to adopt these standards when issued. Doing so will increase transparency of state finances, help identify savings and ensure that funds are being spent appropriately.

In each case, the Department of Administration shall provide a report to the Chairman of the Senate Finance Committee and the Chairman of the House Ways and Means Committee detailing agency compliance.

***Ethics.*** Elected leaders are stewards of the public trust, and as such must be tireless advocates for good government. Along with Attorney General Medlock, Governor McMaster co-chaired the South Carolina Ethics Commission, and made a series of ethics reform recommendations – some of which have been implemented, and some of which have not. The goal of this administration is to see them all enacted.

That means stronger and expanded investigative authority for the State Ethics Commission to obtain, verify and confirm information related to campaign finance disclosures and statements of economic interest. It means requiring anyone paid to influence decisions made by county, city or town councils to register as lobbyists. And it means requiring that Members of the General Assembly comply with the Freedom of Information Act. Right now, the legislature shields itself from FOIA requests. If we are to hold all public servants accountable, then this self-imposed exemption must end immediately.

South Carolinians must trust their representatives, and representatives must demonstrate they are deserving of that trust. This Executive Budget doubles the registration fee for lobbyists. Currently, lobbyists only have to pay \$100 to register; doubling the fee to \$200 will increase agency revenue by more than \$185,000 and enable the Ethics Commission to increase investigator and attorney staff to bring better accountability and transparency to state government.

## **ENVIRONMENT & ENERGY**

**Summary.** The 2019-20 Executive Budget provides for the following:

- \$8,000,000 for new cabins and \$1,200,000 for road repairs on Hunting Island;
- \$5,000,000 to the Forestry Commission for enclosed tractors to fight fires;
- \$3,000,000 for fish hatchery repairs and renovations.

**Environment.** South Carolina's natural resources are a central driver of our economic prosperity, supporting a \$21 billion tourism industry. Our economic growth and the preservation of our natural environment are not opposing objectives which must be balanced, one against the other. Instead, they are complimentary, integrally intertwined and inseparable, each dependent on the other. The obligation and privilege of our generation and others is to use this land, cultivate it and develop it – but also to protect it and encroach upon it only gently.

More than 220 local governments have passed resolutions opposing seismic airgun surveying and/or offshore drilling in the Atlantic Ocean or Eastern Gulf of Mexico. Tourism associations, convention and visitors bureaus, businesses, trade groups, and elected officials from both sides of the aisle also have voiced opposition to these activities. Governor McMaster is one of them. This governor will stand against efforts by those outside of South Carolina to endanger the future of our pristine coastline, our beaches, our sea islands, our marshes and our watersheds.

Tourism is thriving in South Carolina, supporting one in every ten jobs. Governor McMaster intends to continue dedicating resources to bolster this critical industry, including \$500,000 in start-up funding for St. Phillips Island State Park. As a result of the state's purchase of this property, 4,600 acres of beach, forest and marsh will remain untouched and serve as a laboratory and scenic paradise for those interested in what life was like on our barrier islands thousands of years ago, and provide overnight accommodations for state park visitors.

This budget also provides \$8 million for new cabins and \$1.2 million for road repairs at Hunting Island State Park, which suffered enormous damaged as a result of recent hurricanes.

Natural disasters activate our best selves; that is exactly what happened during Hurricane Florence. This budget increases our commitment to the men and women who deal with natural disasters every day, dedicating \$5 million for the Forestry Commission to purchase enclosed tractors to fight fires and \$1.4 million for fire fighter retention. It also includes \$31 million in matching funds to continue addressing fallout from Florence.

**Energy.** South Carolina is blessed with clean, plentiful and inexpensive power. This has been a key factor in our economic resurgence, creating a competitive advantage that has brought tens of thousands of new jobs and billions of dollars in investment into our state. Yet, challenges persist.

Governor McMaster has strongly advocated for the sale of state-owned Santee Cooper to protect ratepayers from the prospect of having their power bills increased to pay off \$4.3 billion in debt from the failed VC Summer project, as well as an additional \$4 billion in debt from other bad decisions. The governor is responsible for successfully recruiting major national utilities and other entities interesting in purchasing this asset. At the Governor's request, the legislature has established a process and formed a commission to explore the sale of Santee Cooper and to evaluate proposals for its purchase.

## **INFRASTRUCTURE**

**Summary.** The 2019-20 Executive Budget provides for the following:

- \$40,312,517 for emergency preparedness, including:
  - \$31,312,517 in FEMA matching funds to respond to Hurricane Florence;
  - \$9,000,000 for the creation of a South Carolina Emergency Operations and Emergency Management Assistance Compact Support Fund;
- \$2,500,000 for state water planning at the South Carolina Department of Natural Resources;
- \$713,564 for the South Carolina Department of Natural Resources for statewide water monitoring and evaluation;
- \$234,673 to facilitate partnerships with the South Carolina Department of Health and Environmental Control (DHEC) to improve rural water and sewer infrastructure.

**Water.** South Carolina faces an environmental crisis of the utmost urgency. Frequent flooding from rains, storms, hurricanes and tides threatens our people, our property and our way of life.

To identify a comprehensive solution, and better facilitate a coordinated and collaborative mitigation effort, Governor McMaster by Executive Order established the South Carolina Floodwater Commission chaired by General Tom Mullikin and consisting of leaders in government, business, science, education, environmental activism and other key stakeholder groups.

The Commission is comprised of ten stakeholder groups, each addressing a different area of concern critical to ensuring that an all-encompassing solution is achieved. These include: artificial reef systems; living shoreline; infrastructure and shoreline armoring; smart river and dam security; grid security; landscape beautification and protection; national security; stakeholder engagement; federal funding; and economic development.

This state has a wealth of talent waiting to be unleashed. If we can harness the vision, innovation and brainpower of the broader South Carolina community, we can be at the vanguard of a new

water-use paradigm. Desalinization initiatives, energy utilization, tourism opportunities – these are just some of the ways we can use water rather wage war against it.

This budget includes funding for related water use programs, including \$2,500,000 for state water planning at the South Carolina Department of Natural Resources (SCDNR). Utilizing this sum, SCDNR will generate hydrology information to develop regional water plans to ensure surface and groundwater of suitable quality is available for all users. The budget also includes \$234,673 in recurring dollars to facilitate partnerships with the South Carolina Department of Health and Environmental Control (DHEC) to improve rural water and sewer infrastructure and \$713,564 recurring for the South Carolina Department of Natural Resources for statewide water monitoring and evaluation.

\$31,312,517 is provided in FEMA matching funds in response to Hurricane Florence, as well as \$9,000,000 for the creation of a South Carolina Emergency Operations and Emergency Management Assistance Compact Support Fund (“Support Fund”). Currently, in the event of a natural disaster, the South Carolina Emergency Management Division must request money from the Office of the State Treasurer in order to bring much-needed rescue teams and other resources in from other states – a process which can cost precious hours. The “Support Fund” will allow us to respond quicker, save money and save lives.

**Ports.** South Carolina’s port system continues to thrive. Just days ago, the South Carolina Ports Authority reported 6.4% year-over-year container volume growth, with a record 2.3 million twenty-foot equivalent container units (TEUs) handled in 2018. Last year marked the third consecutive calendar year of record TEU volume for SCPA. The Port moved 199,701 TEUs in December alone, a 9.2 percent increase over December 2017. As measured by the total number of boxes handled, SCPA moved a record 1.3 million pier containers in 2018.

The deepening of Charleston Harbor remains the single most important action we are taking now to create prosperity down the line. Following years of planning, dredging began in February 2018. Working with the Trump administration, Governor McMaster recently secured \$49 million for the Charleston Harbor Deepening Project in the U.S. Army Corps of Engineers' 2018 Work Plan – one of the most significant wins for Team South Carolina this year. Once this project is completed, Charleston will have the deepest harbor on the eastern seaboard, allowing post-Panamax ships to haul bigger loads through our waterways and spurring economic growth throughout the state.

This budget allocates \$5,000,000 for the Jasper Ocean Terminal Port. A decade long partnership between Georgia and South Carolina, the Jasper Ocean Terminal’s purpose is to provide a bi-state owned and operated port facility in Jasper County, South Carolina that can accommodate projected throughput growth for containerized cargo in support of economic development for the region.

## **FISCAL RESPONSIBILITY**

**Pensions.** South Carolina’s unfunded pension liability – which oscillates from \$20 billion to more than \$40 billion, depending on method of calculation – threatens to place unprecedented strain on state government if immediate steps are not taken to address this crisis.



Last year, the General Assembly wisely passed, and Governor McMaster signed into law, legislation increasing employee and employer contributions to the South Carolina Retirement System (SCRS) and Police Officers Retirement System (PORS), an unfortunate but necessary first step to begin reducing the state's unfunded liability. Pursuant to this legislation, Governor McMaster's Executive Budget appropriates \$32.1 million to fulfill this obligation.


While recognizing the necessity of new funding, the Governor again requests that the General Assembly take on the task of making the hard decisions, and implement systemic reforms that will correct the problem rather than merely keep us afloat.

Retired, current and future teachers and public employees must have a pathway to retirement income security, with future benefits and costs that are both sustainable and predictable. We must maintain our commitment to the 11.5% of South Carolina's population that relies on state retirement systems, while protecting taxpayers from bearing any additional financial burden caused by inaction or indecision. That means:

- Enacting a date-certain transition away from defined benefit pension plans to defined contribution retirement plans for new state employees;
- Prohibiting unfunded cost-of-living adjustments;
- Exploring changes to age of retirement eligibility;
- Considering contribution enhancements to new, 401-k style plans as recognition for employees' years of service, promotions or other criteria.

Adopting these reforms will require a concerted expenditure of political willpower on behalf of the General Assembly. Yet, it pales in comparison to the cost of inaction, which threatens a much more permanent paralysis.

This page intentionally blank.



# Statewide Enterprise Strategic Objectives

This page intentionally blank.

# Statewide Strategic Objectives

South Carolina Government has a number of goals, priorities and key initiatives that transcend agency and other organizational boundaries. These enterprise-level strategic objectives seek to capture the core functions and responsibilities of state government into five strategic areas. They provide important input into agencies' planning processes, serve as a baseline for assessing progress on key issues and require cooperative efforts in order to affect performance in a meaningful way.

## Education, Training and Human Development

- **Improve educational infrastructure to elevate the levels of educational preparedness of every South Carolinian to lead a healthy and productive life, including success in a job or career and in the community.**

## Healthy and Safe Families

- **Enhance public well-being by delivering efficient and cost-effective public health and support services.**

## Maintaining Safety, Integrity and Security

- **Protect the safety, integrity and security of statewide public resources, infrastructure and citizens including timely response to emergencies and disasters.**

## Public Infrastructure and Economic Development

- **Build a world-class and safe public infrastructure to enhance the quality of life of our citizens and to promote the state in global competitiveness as a location for business, investment, talent, innovation and visitors.**


## Government and Citizens

- **Deliver a government that serves the needs of South Carolinians and achieves inter-agency collaboration to deliver highly effective, efficient and innovative programs.**

**Note:**

Copies of each agency's Accountability Report and Strategic Plan may be found at:  
<https://scstatehouse.gov/reports/aar2018/aar2018.php>

This page intentionally blank.



# Financial Overview

This page intentionally blank.



## Annual Change in Appropriations

The FY 2019-20 Executive Budget makes significant contributions to education, public safety, workforce training and health care. It responsibly allocates state revenue growth resulting from a healthy and vibrant economy, all the while returning money to taxpayers. The Governor’s budget demonstrates a commitment to accountable and effective government while strategically ensuring the delivery of quality services.

FY 2018-19 Spending Calculations	
<b><i>Total FY 2018-19 General Fund Appropriations</i></b>	<b>\$ 8,218,823,691</b>
FY 2019-20 Executive Budget General Fund Appropriations.....	\$ 8,668,788,652
<b><i>FY 2019-20 Executive Budget Gross General Fund Growth</i></b>	<b>\$ 449,964,961</b>
<b>Annualized General Fund Growth:</b>	<b>5.47%</b>
<hr/>	
Less state employee benefits maintenance of effort:	
1% Employer Contribution Increase to Retirement Benefits.....	\$ 32,411,836
State Health Plan.....	\$ 49,708,000
<b><i>FY 2019-20 General Fund Net Program Growth</i></b>	<b>\$ 367,845,125</b>
<b>Programmatic General Fund Growth:</b>	<b>4.48%</b>

## Financial Overview

GENERAL FUND – RECURRING	
<b>SOURCES:</b>	
Sales and Use Tax.....	\$ 3,294,414,000
Individual Income Tax.....	4,655,286,430
Corporate Income Tax.....	400,997,000
Other Recurring Sources.....	959,234,000
	9,309,931,430
Less: Transfer to General Reserve Fund (§11-11-310).....	27,089,778
Less: Income Tax Revenues Credited to the Tax Relief Trust Fund (§11-11-150).....	614,053,000
	614,053,000
Net General Fund Revenues.....	\$ 8,668,788,652
<b>USES:</b>	
General Fund Appropriations.....	\$ 8,668,788,652
GENERAL FUND – NONRECURRING	
<b>SOURCES:</b>	
FY2017-18 Contingency Reserve Fund .....	\$ 177,146,326
FY2018-19 General Fund Surplus.....	210,129,600
	\$ 387,275,926
<b>USES:</b>	
Nonrecurring Appropriations.....	\$ 387,212,200
CAPITAL RESERVE FUND	
<b>SOURCES:</b>	
Funds Appropriated to the FY2018-19 Capital Reserve Fund, Part IA, Section 107, FY2018-19 General Appropriations Act.....	\$ 151,649,393
<b>USES:</b>	
Capital Reserve Fund Appropriations.....	\$ 151,541,376
EDUCATION IMPROVEMENT ACT	
<b>SOURCES:</b>	
Recurring: Education Improvement Act Sales Tax.....	\$ 861,238,000
<b>USES:</b>	
EIA Appropriations.....	\$ 861,238,000
EDUCATION LOTTERY EXPENDITURE ACCOUNT	
<b>SOURCES:</b>	
Recurring: Lottery Proceeds.....	\$ 415,800,000
Investment Earnings.....	1,500,000
Unclaimed Prizes.....	19,000,000
Nonrecurring: FY2018-19 Estimated EIA Revenue Surplus.....	9,500,000
	Total: \$ 445,800,000
<b>USES:</b>	
Lottery Appropriations.....	\$ 445,800,000

STATEMENT OF REVENUES  
ESTIMATE OF GENERAL, SCHOOL, TRANSPORTATION,  
EDUCATION IMPROVEMENT ACT AND EDUCATION LOTTERY REVENUES  
FISCAL YEAR 2019-20

	Appropriation Act Estimate FY 2018-19	Board of Economic Advisors Estimate FY 2019-20 November 8, 2018	Governor's Estimate FY 2019-20
<b>General Fund Revenues:</b>			
Sales and Use Tax.....	\$ 3,146,269,000	\$ 3,294,414,000	\$ 3,294,414,000
Individual Income Tax.....	4,416,417,000	4,676,029,000	4,655,286,430
Corporate Income Tax.....	358,914,000	400,997,000	400,997,000
Insurance Taxes.....	267,404,000	266,000,000	266,000,000
Admissions Tax.....	31,364,000	32,429,000	32,429,000
Aircraft Tax.....	2,500,000	2,500,000	2,500,000
Alcoholic Liquor Tax.....	83,317,000	85,920,000	85,920,000
Bank Tax.....	41,520,000	54,851,000	54,851,000
Beer and Wine Tax.....	113,334,000	110,764,000	110,764,000
Bingo Tax.....	692,000	362,000	362,000
Business Filing Fees.....	5,675,000	7,750,000	7,750,000
Circuit & Family Court Fines.....	7,421,000	6,917,000	6,917,000
Corporation License Tax.....	89,760,000	105,162,000	105,162,000
Documentary Tax.....	82,527,000	84,652,000	84,652,000
Earned on Investments.....	38,000,000	45,000,000	45,000,000
Indirect Cost Recoveries.....	12,500,000	16,500,000	16,500,000
Motor Vehicle Licenses.....	11,615,000	11,476,000	11,476,000
Nursing Home Licenses/Fees.....	3,500,000	3,600,000	3,600,000
Parole & Probation Supervision Fees.....	3,393,000	3,393,000	3,393,000
Private Car Lines Tax.....	4,898,000	6,596,000	6,596,000
Public Service Authority.....	17,751,000	17,000,000	17,000,000
Purchase Card Rebates.....	3,000,000	3,147,000	3,147,000
Record Search Fees.....	4,461,000	4,461,000	4,461,000
Savings & Loan Association Tax.....	1,844,000	803,000	803,000
Security Dealer Fees.....	26,000,000	27,300,000	27,300,000
Surcharge on Vehicle Rentals.....	777,000	870,000	870,000
Tobacco Tax.....	24,441,000	23,142,000	23,142,000
Uncashed Checks.....	2,000,000	2,000,000	2,000,000
Unclaimed Property Fund Transfer.....	15,000,000	15,000,000	15,000,000
Workers' Compensation Insurance Tax.....	9,572,000	11,137,000	11,137,000
Other Source Revenues.....	10,176,000	10,502,000	10,502,000
Subtotal.....	8,836,042,000	9,330,674,000	9,309,931,430
Less: Income Tax Revenues Credited to Tax Relief Trust Fund (§11-11-150).....	(599,438,000)	(614,053,000)	(614,053,000)
Total General Fund Revenues.....	8,236,604,000	8,716,621,000	8,695,878,430
Less: General Reserve Fund Contribution (§11-11-310).....	(15,571,394)	(27,089,778)	(27,089,778)
General Fund Revenues (net of Transfer to General Reserve).....	8,221,032,606	8,689,531,222	8,668,788,652
Education Improvement Act Fund Revenues.....	836,987,000	861,238,000	861,238,000
<i>Nonrecurring:</i>			
Estimated FY2017-18 EIA Surplus.....	-	-	-
Total Education Improvement Act Fund Revenues.....	836,987,000	861,238,000	861,238,000
Transportation Fund Revenues.....	2,407,783,188	N/A	2,595,096,860
Education Lottery Account Revenues.....	426,800,000	436,300,000	436,300,000
<i>Nonrecurring:</i>			
FY2017-18 Certified Surplus Lottery Proceeds.....	53,481,526	-	-
FY2018-19 Certified Surplus Lottery Proceeds.....	-	9,500,000	9,500,000
Total Education Lottery Account Revenues.....	480,281,526	445,800,000	445,800,000
Total Estimated Revenues (§11-11-410)	<u>\$ 12,561,093,714</u>	<u>\$ 10,637,712,000</u>	<u>\$ 13,212,066,290</u>

This page intentionally blank.



# **EIA, Lottery, CRF, and Nonrecurring Recommendations**

EDUCATION IMPROVEMENT ACT	FY 2018-19	FY 2019-20	Notes
	Enacted Budget	Executive Budget	

**A. STANDARDS, TEACHING, LEARNING, ACCOUNTABILITY**

**1. Student Learning**

Classified Positions	\$ 58,629	\$ 58,629
Other Operating Expenses	\$ 136,739	\$ 136,739
Industry Certifications/Credentials	\$ 550,000	\$ 970,221
Adult Education	\$ 15,073,736	\$ 15,073,736
Aid to Districts	\$ 24,401,779	\$ 24,401,779
Students at Risk of School Failure	\$ 79,551,723	\$ 79,551,723
Arts Curricula	\$ 1,487,571	\$ 1,487,571
Career & Technology Education	\$ 20,072,135	\$ 20,072,135
Aid to Districts - Technology	\$ 12,000,000	\$ 12,000,000
Summer Reading Camps	\$ 7,500,000	\$ 7,500,000
Reading Coaches	\$ 9,922,556	\$ 9,922,556
EEDA	\$ 8,413,832	\$ 8,413,832
<b>Subtotal:</b>	<b>\$ 179,168,700</b>	<b>\$ 179,588,921</b>

**2. Student Testing**

Classified Positions	\$ 548,518	\$ 548,518
Other Operating Expenses	\$ 678,748	\$ 678,748
Assessment/Testing	\$ 27,261,400	\$ 27,261,400
<b>Subtotal:</b>	<b>\$ 28,488,666</b>	<b>\$ 28,488,666</b>

**3. Curriculum & Standards**

Classified Positions	\$ 126,232	\$ 126,232
Other Personal Service	\$ 4,736	\$ 4,736
Other Operating Expenses	\$ 41,987	\$ 41,987
Reading	\$ 3,271,026	\$ 3,271,026
Instructional Materials	\$ 20,922,839	\$ 20,922,839
<b>Subtotal:</b>	<b>\$ 24,366,820</b>	<b>\$ 24,366,820</b>

**4. Assistance, Intervention, & Reward**

Classified Positions	\$ 1,236,436	\$ 1,236,436
Other Operating Expenses	\$ 1,374,752	\$ 1,374,752
EAA Technical Assistance	\$ 23,801,301	\$ 23,801,301
PowerSchool/Data Collection	\$ 7,500,000	\$ 7,500,000
School Value Added Instrument	\$ 1,400,000	\$ 1,400,000
<b>Subtotal:</b>	<b>\$ 35,312,489</b>	<b>\$ 35,312,489</b>

**B. Early Childhood**

Classified Positions	\$ 831,246	\$ 831,246
Other Operating Expenses	\$ 556,592	\$ 556,592
Alloc EIA - 4 YR Early Childhood	\$ 15,513,846	\$ 15,513,846
CDEPP - SCDE	\$ 34,324,437	\$ 34,324,437
<b>Subtotal:</b>	<b>\$ 51,226,121</b>	<b>\$ 51,226,121</b>

**C. TEACHER QUALITY**

**1. Certification**

Classified Positions	\$ 1,068,102	\$ 1,068,102
Other Personal Service	\$ 1,579	\$ 1,579
Other Operating Expenses	\$ 638,999	\$ 638,999
<b>Subtotal:</b>	<b>\$ 1,708,680</b>	<b>\$ 1,708,680</b>

**2. Retention & Reward**

Teacher of the Year Award	\$ 155,000	\$ 155,000
Teacher Quality Commission	\$ 372,724	\$ 372,724
Teacher Salary Supplement	\$ 181,230,766	\$ 181,230,766
Teacher Supplies	\$ 14,721,500	\$ 14,721,500
Teacher Salary Supplement – Fringe/Employer Cont.	\$ 35,269,769	\$ 39,278,769
Incentive for Computer Coding Teachers	\$ 100,000	\$ 100,000
National Board Certification	\$ 44,500,000	\$ 44,500,000

EDUCATION IMPROVEMENT ACT	FY 2018-19		FY 2019-20	Notes
	Enacted Budget	Executive Budget		
Rural Teacher Recruitment	\$ 9,748,392	\$ 9,748,392		
<b>Subtotal:</b>	<b>\$ 286,098,151</b>	<b>\$ 290,107,151</b>		
<b>3. Professional Development</b>				
Professional Development	\$ 2,771,758	\$ 2,771,758		
ADEPT	\$ 873,909	\$ 873,909		
<b>Subtotal:</b>	<b>\$ 3,645,667</b>	<b>\$ 3,645,667</b>		
<b>4. ADEPT</b>				
Classified Positions	\$ 65,000	\$ 65,000		
<b>Subtotal:</b>	<b>\$ 65,000</b>	<b>\$ 65,000</b>		
<b>D. LEADERSHIP</b>				
Classified Positions	\$ 82,049	\$ 82,049		
Other Personal Service	\$ 83,121	\$ 83,121		
Other Operating Expenses	\$ 279,032	\$ 279,032		
Technology	\$ 12,271,826	\$ 12,271,826		
<b>Subtotal:</b>	<b>\$ 12,716,028</b>	<b>\$ 12,716,028</b>		
<b>E. EIA EMPLOYER CONTRIBUTIONS</b>				
Employer Contributions	\$ 1,249,821	\$ 1,249,821		
<b>Subtotal:</b>	<b>\$ 1,249,821</b>	<b>\$ 1,249,821</b>		
<b>F. PARTNERSHIPS</b>				
<b>2. Other Agencies &amp; Entities</b>				
ETV - K-12 Public Education (H670)	\$ 3,576,409	\$ 3,576,409		
ETV - Infrastructure (H670)	\$ 2,150,000	\$ 2,150,000		
Literacy and Distance Learning (P360)	\$ 415,000	\$ 415,000		
Reach Out and Read (A850)	\$ 1,000,000	\$ 1,000,000		
S.C. Youth Challenge Academy (E240)	\$ 1,000,000	\$ 1,000,000		
Arts Education Programs (H910)	\$ 1,170,000	\$ 1,170,000		
Education Oversight Committee (A850)	\$ 1,793,242	\$ 1,793,242		
Science PLUS (A850)	\$ 563,406	\$ 563,406		
STEM Centers SC (H120)	\$ 1,750,000	\$ 1,750,000		
Teach for America South Carolina (A850)	\$ 3,000,000	\$ 3,000,000		
Gov. School for Arts & Humanities (H630)	\$ 1,449,647	\$ 1,551,576		
Wil Lou Gray Opp. School (H710)	\$ 681,998	\$ 709,338		
School for Deaf & Blind (H750)	\$ 7,618,282	\$ 7,807,577		
Dept. of Disabilities & Special Needs (J160)	\$ 468,653	\$ 408,653		
S.C. Council on Economic Education (H270)	\$ 300,000	\$ 300,000		
John de la Howe School (L120)	\$ 417,734	\$ 417,734		
Clemson Agriculture Education Teachers (P200)	\$ 1,008,253	\$ 1,064,033		
Center for Educational Partnerships (H270)	\$ 715,933	\$ 715,933		
Centers of Excellence (H030)	\$ 1,137,526	\$ 1,137,526		
Teacher Recruit Program (H030)	\$ 4,243,527	\$ 4,243,527		
Teacher Loan Program (E160)	\$ 5,089,881	\$ 5,089,881		
BabyNet Autism Therapy (J020)	\$ 3,926,408	\$ 3,926,408		
Call Me Mister (H120)	\$ 500,000	\$ 500,000		
Regional Education Centers (P320)	\$ 1,952,000	\$ 1,952,000		
Family Connection S.C. (H630)	\$ 300,000	\$ 300,000		
Gov. School for Math & Science (H630)	\$ 1,032,006	\$ 1,135,206		
Center for Educ. Recruit, Reten., & Adv. (CERRA) (H470)	\$ 531,680	\$ 531,680		
Computer Science and Coding Education (H630)		\$ 3,100,000		
Betabox (H630)		\$ 1,000,000		
<b>Subtotal:</b>	<b>\$ 47,791,585</b>	<b>\$ 52,309,129</b>		
<b>G. TRANSPORTATION</b>				
Other Operating	\$ 22,032,195	\$ 22,032,195		
<b>Subtotal:</b>	<b>\$ 22,032,195</b>	<b>\$ 22,032,195</b>		

1

EDUCATION IMPROVEMENT ACT	FY 2018-19		FY 2019-20	Notes
	Enacted Budget		Executive Budget	

**H. SOUTH CAROLINA PUBLIC CHARTER SCHOOL DISTRICT**

S.C. Public Charter Schools	\$	113,680,850	\$	129,085,085
		<b>Subtotal:</b>	<b>\$</b>	<b>113,680,850</b>
			<b>\$</b>	<b>129,085,085</b>

**I. FIRST STEPS TO SCHOOL READINESS**

Classified Positions	\$	2,179,885	\$	2,179,885
Unclassified Positions	\$	121,540	\$	121,540
Other Personal Services	\$	150,000	\$	150,000
Other Operating	\$	1,906,225	\$	1,906,225
County Partnerships	\$	14,435,228	\$	14,435,228
CDEPP	\$	9,767,864	\$	9,767,864
Employer Contributions	\$	775,485	\$	775,485
		<b>Subtotal:</b>	<b>\$</b>	<b>29,336,227</b>
			<b>\$</b>	<b>29,336,227</b>

<b>TOTAL :</b>	<b>\$</b>	<b>836,887,000</b>	<b>\$</b>	<b>861,238,000</b>
----------------	-----------	--------------------	-----------	--------------------

Available FY 2019-20 EIA Revenue (Recurring):	\$	861,238,000
Available FY 2018-19 EIA Revenue (Non-Recurring):	\$	-
Available FY 2019-20 EIA:	\$	861,238,000
Surplus / (Deficit):	\$	-

**Notes:**

1. The Executive Budget proposes to reduce the Department of Disabilities and Special Needs (DDSN) line pursuant to a recommendation from DDSN and the EOC.



## EDUCATION LOTTERY ACCOUNT

### *Certified Net Lottery Proceeds and Investment Earnings* *(\$417.3M)*

(1) Commission on Higher Education and State Board for Technical and Comprehensive Education - Tuition Assistance	\$ 52,590,073
(2) Commission on Higher Education - LIFE Scholarships (Chapter 149, Title 59)	\$ 245,803,045
(3) Commission on Higher Education - HOPE Scholarships (Section 59-150-370)	\$ 14,731,549
(4) Commission on Higher Education - Palmetto Fellows Scholarships (Section 59-104-20)	\$ 67,729,904
(5) Commission on Higher Education - Need-Based Grants	\$ 18,065,421
(6) Higher Education Tuition Grant Commission - Tuition Grants	\$ 8,830,008
(7) State Board for Technical and Comprehensive Education - Workforce Scholarships and Grants	\$ 3,000,000
(8) State Board for Technical and Comprehensive Education - Workforce Partnership Grant	\$ 6,550,000
<b>Subtotal:</b>	<b>\$ 417,300,000</b>

### *Unclaimed Prizes* *(\$19M)*

(1) State Board for Technical and Comprehensive Education - Workforce Scholarships and Grants	\$ 19,000,000
<b>Subtotal:</b>	<b>\$ 19,000,000</b>

**Total Certified by BEA: \$ 436,300,000**

### *FY 2018-19 Certified Surplus Lottery Proceeds* *(\$9.5M)*

(1) State Board for Technical and Comprehensive Education - Workforce Partnership Grant	\$ 3,450,000
(2) Commission on Higher Education - National Guard Tuition Repayment Program (Section 59,-111-75)	\$ 2,000,000
(3) Commission on Higher Education - Higher Education Excellence Enhancement Program	\$ 4,000,000
(4) Department of Alcohol and Other Drug Abuse Services - Gambling Addiction Services	\$ 50,000
<b>Subtotal:</b>	<b>\$ 9,500,000</b>

**Total: \$ 445,800,000**

**CAPITAL RESERVE FUND**

Sect.	Agency/Item	Amount
<b>11</b>	<b>Commission on Higher Education</b>	
	Non-Recurring Technology Upgrades	\$ 250,000
<b>29</b>	<b>State Museum</b>	
	Ticketing EMV Chip and Pin	\$ 15,000
	Point of Sale Upgrade	\$ 71,900
<b>32</b>	<b>Vocational Rehabilitation</b>	
	IT Technology/Security - Computer Purchases	\$ 659,000
<b>33</b>	<b>Department of Health &amp; Human Services</b>	
	Medicaid Management Information System	\$ 7,409,009
<b>35</b>	<b>Department of Mental Health</b>	
	Certification of State Match (VA Nursing Homes)	\$ 37,065,450
	Campbell Veterans Nursing Home Renovations	\$ 3,940,000
<b>37</b>	<b>Department of Alcohol &amp; Other Drug Abuse Services</b>	
	Infrastructure Improvements/Substance Abuse Provider System	\$ 3,000,000
<b>39</b>	<b>Commission for the Blind</b>	
	Bathroom Renovations for ADA Compliance	\$ 250,000
<b>43</b>	<b>Forestry Commission</b>	
	Firefighting Equipment	\$ 5,000,000
<b>44</b>	<b>Department of Agriculture</b>	
	Laboratory / Inspection Equipment	\$ 800,000
	Regional Farmers Markets	\$ 2,000,000
<b>47</b>	<b>Department of Natural Resources</b>	
	Hatcheries	\$ 3,000,000
<b>49</b>	<b>Department of Parks, Recreation and Tourism</b>	
	St. Phillips Island - Start Up	\$ 500,000
	Road Repairs - Hunting Island	\$ 1,200,000
	Hunting Island Cabins	\$ 8,000,000
	Campground Comfort Station Upgrades and Renovations	\$ 500,000
	Lace House Deferred Maintenance	\$ 319,000
<b>64</b>	<b>Law Enforcement Training Council</b>	
	IT Equipment Required for DIT and CJIS Security	\$ 143,000
<b>65</b>	<b>Department of Corrections</b>	
	Detention Services and Equipment Upgrades	\$ 40,000,000
<b>67</b>	<b>Department of Juvenile Justice</b>	
	SCE&G Electrical Grid Take-Over	\$ 1,320,000
<b>81</b>	<b>Department of Labor, Licensing, &amp; Regulation</b>	
	US&R SC-TFI Equipment	\$ 1,000,000


<b>82</b>	<b>Department of Motor Vehicles</b>		
	Modular Furniture for Two New Leased Buildings	\$	180,000
	Orthorators (Vision Testers)	\$	94,000
<b>83</b>	<b>Department of Employment &amp; Workforce</b>		
	Be Pro Be Proud	\$	950,000
<b>100</b>	<b>Adjutant General</b>		
	McEntire Joint National Guard Base - Land Acquisition	\$	2,200,000
	Statewide Readiness Centers - Female Latrines	\$	112,500
	SCEMD - State Emergency Operations Center Improvements	\$	250,000
	FEMA State Match - Hurricane Florence	\$	31,312,517
		<b>Capital Reserve Fund Total:</b>	<b>\$ 151,541,376</b>

**Non-Recurring Funds**

Sect.	Agency/Item	Amount
<b>1</b>	<b>Department Of Education</b>	
	Outcomes and Accountability Data System (First Steps)	\$ 595,000
	Instructional Materials	\$ 5,000,000
<b>14</b>	<b>Clemson University</b>	
	Expanding Clemson’s Mobile Health Clinic Outreach into Underserved Rural Communities of South Carolina	\$ 900,000
<b>25</b>	<b>Board for Technical and Comprehensive Education</b>	
	readySC Direct Training	\$ 19,185,000
<b>38</b>	<b>Department of Social Services</b>	
	Child Support Enforcement System	\$ 28,600,000
<b>47</b>	<b>Department of Natural Resources</b>	
	State Water Planning	\$ 2,500,000
	Hydrologic & Geologic Data Collection	\$ 695,000
<b>49</b>	<b>Department of Parks, Recreation and Tourism</b>	
	Advertising	\$ 1,000,000
<b>50</b>	<b>Department of Commerce</b>	
	Closing Fund	\$ 3,700,000
	Military Base Task Force	\$ 275,000
	LocateSC	\$ 4,000,000
	Rural School District Economic Development Infrastructure	\$ 100,000,000
<b>62</b>	<b>State Law Enforcement Division</b>	
	New Personnel Equipment -Vice	\$ 608,025
	New Personnel Equipment - SC CIC Program	\$ 126,475
	New Personnel Equipment - Regulatory	\$ 3,000
	SC CIC Training, Exercises & Professional Services	\$ 704,600
<b>65</b>	<b>Department of Corrections</b>	
	Evidence Based Curriculum Programming	\$ 250,000
<b>70</b>	<b>Human Affairs Commission</b>	
	South Carolina Pregnancy Accommodations Act - H.3865 - Training	\$ 70,100
<b>88</b>	<b>State Ports Authority</b>	
	Jasper Ocean Terminal Port Facility Infrastructure Fund	\$ 5,000,000
<b>100</b>	<b>Adjutant General's Office</b>	
	SC Emergency Operations and EMAC Support Fund	\$ 9,000,000
<b>101</b>	<b>Election Commission</b>	
	New Statewide Voting System	\$ 5,000,000
<b>109</b>	<b>Department of Revenue</b>	
	Taxpayer Rebate	\$ 200,000,000
<b>Non-Recurring Funds Total:</b>		<b>\$ 387,212,200</b>

This page intentionally blank.

This page intentionally blank.

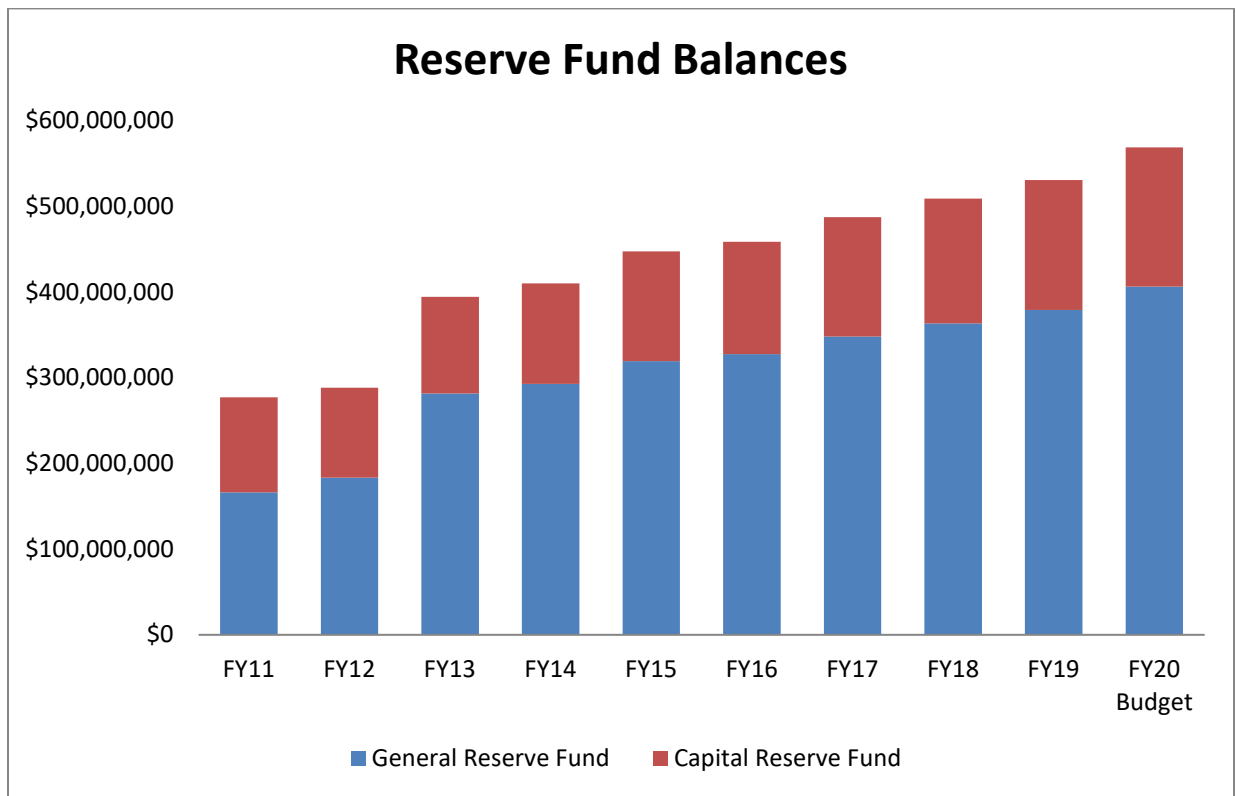


## Reserve Funds & Debt

## Reserve Funds

The General Reserve Fund is required to be 5 percent of the revenues of the most recently completed fiscal year. For FY 2017-18, 5 percent of revenues is \$406,231,261. The Executive Budget fully funds this amount for FY 2019-20.

The Capital Reserve Fund (CRF) is a recurring appropriation that must equal 2 percent of General Fund revenue. If a year-end deficit is forecast, the CRF is reduced to the extent necessary before mandating operating reductions. If no year-end deficit is projected, the CRF may be appropriated in separate legislation for capital improvements or nonrecurring projects. For FY 2019-20, \$162,485,305 is set aside for the Capital Reserve Fund in the Executive Budget.



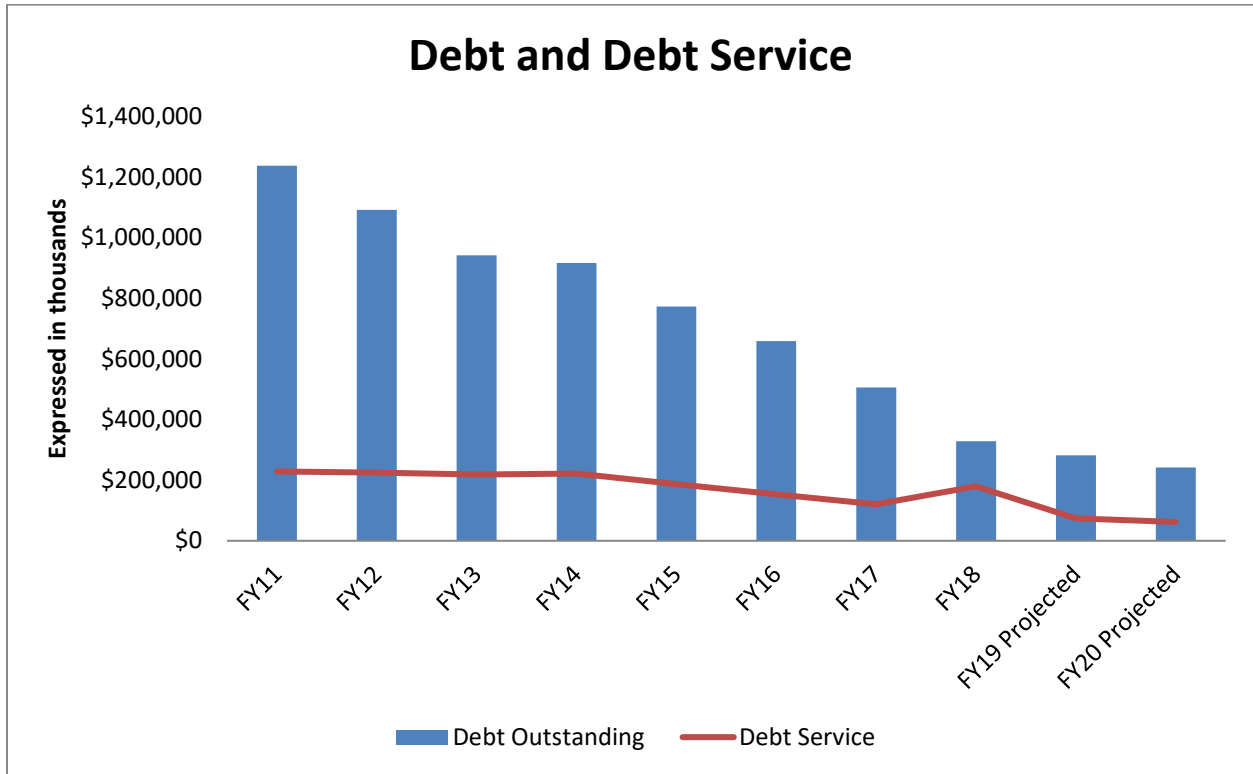


## Debt and Debt Service


The State of South Carolina issues debt in the following categories:

- Capital Improvement Bonds
- State Highway Bonds (excluded from the chart below)
- State School Facilities Bonds
- Infrastructure Bank Bonds (excluded from the chart below)
- State Economic Development Bonds
- Research University Infrastructure Bonds
- Air Carrier Hub Terminal Facilities Bonds

More information about debt can be found at: <https://treasurer.sc.gov/government/bond-debt-information/>



This page intentionally blank.



# Executive Budget Summary

## Executive Budget Summary

### APPROPRIATIONS OVERVIEW

The Executive Budget recommendations for Fiscal Year 2019-20 total \$29.1 billion, of which \$8.6 billion is from General Funds:

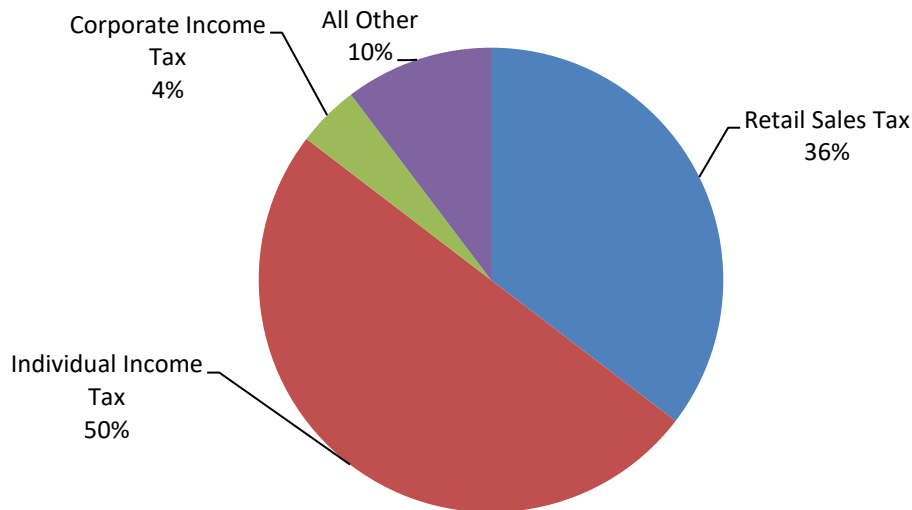
	FY19 Budget	FY20 Exec. Budget	\$ Change	% Change
<b>General Funds</b>	\$8,218,823,691	\$8,668,788,652	\$449,964,961	5.47%
<b>Federal Funds</b>	\$8,682,393,620	\$8,787,056,671	\$104,663,051	1.21%
<b>Other Funds</b>	\$7,902,340,797	\$11,733,879,810	\$3,831,539,013	48.49%
<b>Total</b>	\$24,803,558,108	\$29,189,725,133	\$4,386,167,025	17.68%

### REVENUE

Over 85% of South Carolina’s General Fund revenue comes from income and retail sales taxes.

General Fund Revenue Sources	FY2019-20	%
Retail Sales Tax	\$3,294,414,000	35.39%
Individual Income Tax	\$4,655,286,430	50.00%
Corporate Income Tax	\$400,997,000	4.31%
All Other	\$959,234,000	10.30%
<b>Total Regular &amp; Misc Revenue</b>	<b>\$9,309,931,430</b>	<b>100.00%</b>

### FY2019-20 Executive Budget General Fund Revenue Sources

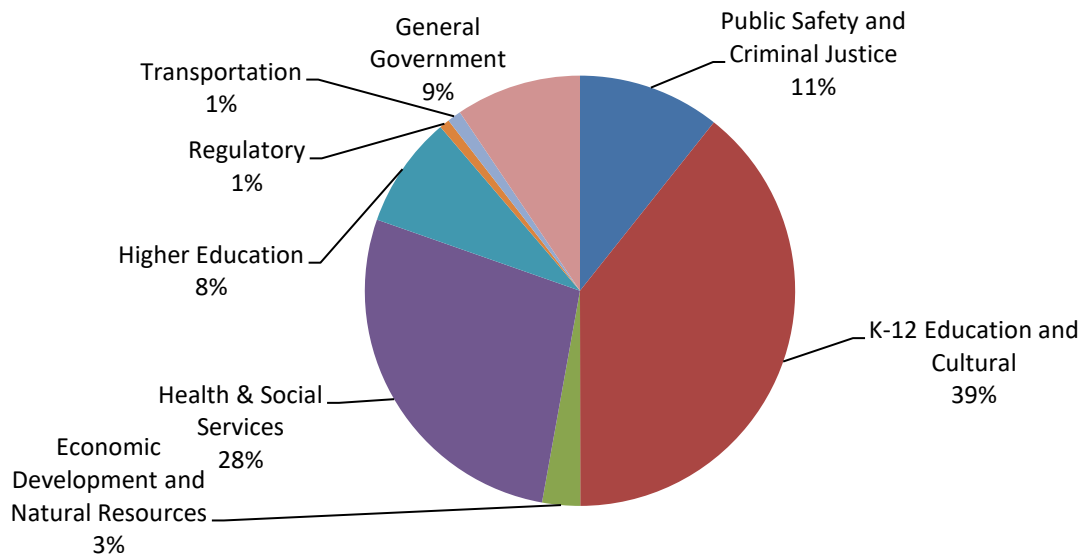


**AGENCY RECOMMENDATIONS**

The Executive Budget recommends 48% of General Funds for K-12 and higher education, 28% for health and social rehabilitation agencies, 11% for public safety agencies, and 13% for all other agencies.

<b>General Fund Appropriations</b>	<b><u>FY19-20</u></b>	<b><u>%</u></b>
Public Safety and Criminal Justice	\$926,750,260	10.7%
K-12 Education and Cultural	\$3,406,029,680	39.3%
Economic Development and Natural Resources	\$246,805,218	2.8%
Health & Social Services	\$2,386,956,080	27.5%
Higher Education	\$728,575,719	8.4%
Regulatory	\$66,187,074	0.8%
Transportation	\$89,937,890	1.0%
General Government	\$817,546,731	9.4%
<b>Total General Fund</b>	<b>\$8,668,788,652</b>	<b>100.0%</b>

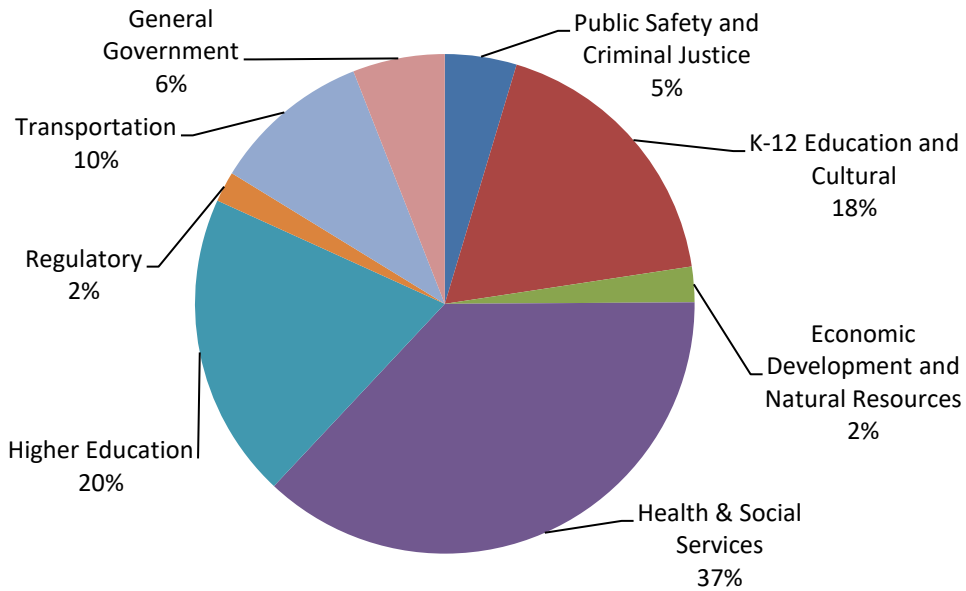
**FY2019-20 Executive Budget Appropriations  
General Fund**



The Executive Budget recommends 38% of Total Funds for K-12 and higher education, 37% for health and social rehabilitation agencies, 5% for public safety agencies, 10% for transportation agencies, and 10% for all other agencies.

All Funding Sources	FY19-20	%
Public Safety and Criminal Justice	\$1,355,125,483	4.6%
K-12 Education and Cultural	\$5,243,860,254	18.0%
Economic Development and Natural Resources	\$669,887,288	2.3%
Health & Social Services	\$10,824,610,664	37.1%
Higher Education	\$5,778,888,986	19.8%
Regulatory	\$575,785,231	2.0%
Transportation	\$3,001,417,528	10.3%
General Government	\$1,740,149,699	6.0%
<b>Total General Fund</b>	<b>\$29,189,725,133</b>	<b>100.0%</b>

### FY2019-20 Executive Budget Appropriations All Funding Sources

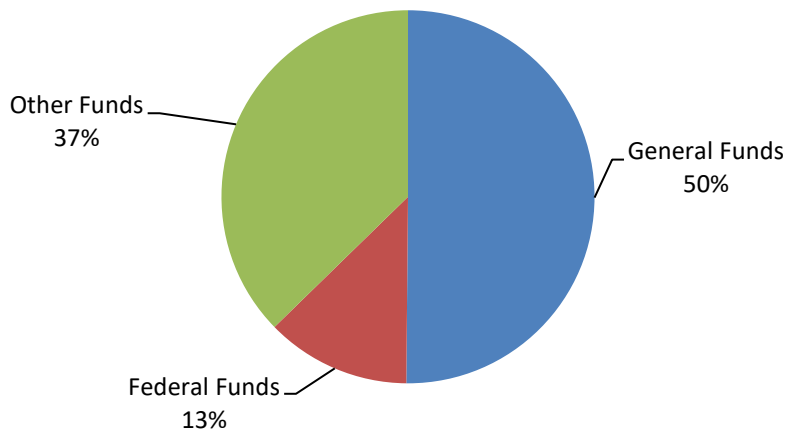


## AUTHORIZED FTEs

The Executive Budget recommends a total of 71,580.63 authorized FTEs for Fiscal Year 2019-20 from all funding sources.


Source	FY19 Authorized	FY20 Executive Budget	# Chg	% Chg
General Funds	35,501.88	35,892.86	390.98	1.10%
Federal Funds	8,944.96	8,985.96	41.00	0.46%
Other Funds	26,268.23	26,701.81	433.58	1.65%
<b>Total</b>	<b>70,715.07</b>	<b>71,580.63</b>	<b>865.56</b>	<b>1.22%</b>

## FY2019-20 Executive Budget FTEs



This page intentionally blank.






# Recapitulation

Appropriations by Agency		Recapitulation					GF Change in Appropriations	
		FY 2019-20 Executive Budget					Dollars	Percentage
		General	Federal	Earmarked	Restricted	Grand Total		
<b>Public Safety &amp; Criminal Justice</b>								
57	Judicial Department	57,413,479	835,393	22,498,000		80,746,872	0	0.00%
58	Administrative Law Court	2,689,301		1,555,986		4,245,287	0	0.00%
59	Attorney General's Office	12,359,825	60,003,654	26,764,911		99,128,390	220,000	1.81%
60	Prosecution Coordination Commission	27,460,563	355,583	8,325,000		36,141,146	0	0.00%
61	Commission On Indigent Defense	30,256,310		1,472,600	12,449,272	44,178,182	0	0.00%
62	Governor's Off-State Law Enforcement Division	54,771,338	25,000,000	25,548,045		105,319,383	2,868,022	5.53%
63	Department Of Public Safety	93,793,664	24,611,366	40,260,544	5,696,886	164,362,460	1,155,236	1.25%
64	Law Enforcement Training Council	14,772,162	601,000	155,025		15,528,187	9,446,383	177.37%
65	Department Of Corrections	456,070,027	3,773,785	65,486,733	722,477	526,053,022	24,751,865	5.74%
66	Department Of Probation, Parole & Pardon Services	46,041,488	206,000	21,044,391		67,291,879	5,506,990	13.59%
67	Department Of Juvenile Justice	120,575,392	3,000,000	18,285,284	707,415	142,568,091	6,957,284	6.12%
100	Adjutant General's Office	10,546,711	52,368,912	6,646,961		69,562,584	1,045,000	11.00%
<b>Public Safety &amp; Criminal Justice Total</b>		<b>926,750,260</b>	<b>170,755,693</b>	<b>238,043,480</b>	<b>19,576,050</b>	<b>1,355,125,483</b>	<b>51,950,780</b>	
<b>K-12 Education &amp; Cultural</b>								
1	Department Of Education	3,352,415,091	879,200,886	40,747,909	862,638,000	5,135,001,886	240,122,713	7.72%
4	Education Oversight Committee				1,793,242	1,793,242	0	0.00%
5	Wil Lou Gray Opportunity School	6,461,238	240,000	950,321	35,000	7,686,559	165,000	2.62%
6	School For The Deaf And The Blind	15,214,882	1,739,000	10,070,455	200,000	27,224,337	0	0.00%
7	John De La Howe School	4,853,260	353,227	481,512	302,535	5,990,534	0	0.00%
8	Educational Television Commission	1,698,436	200,000	13,200,719	15,514,281	30,613,436	1,412,513	494.02%
26	Department Of Archives & History	2,916,148	897,583	1,294,158		5,107,889	0	0.00%
27	State Library	14,008,841	2,701,146	187,000	80,000	16,976,987	200,000	1.45%
28	Arts Commission	3,726,448	1,335,641	148,707		5,210,796	0	0.00%
29	State Museum Commission	3,814,058		3,100,000		6,914,058	0	0.00%
30	Confederate Relic Room and Military Museum Commission	921,278		419,252		1,340,530	0	0.00%
<b>K-12 Education &amp; Cultural Total</b>		<b>3,406,029,680</b>	<b>886,667,483</b>	<b>70,600,033</b>	<b>880,563,058</b>	<b>5,243,860,254</b>	<b>241,900,226</b>	
<b>Economic Development &amp; Natural Resources</b>								
43	Forestry Commission	20,462,962	4,763,560	9,678,713		34,905,235	1,452,500	7.64%
44	Department Of Agriculture	13,682,528	2,219,304	9,190,015		25,091,847	1,240,000	9.97%
45	Clemson University - Public Service Activities	43,521,749	17,275,000	23,395,568		84,192,317	0	0.00%
46	South Carolina State University - Public Service Activities	4,557,568	4,173,741			8,731,309	0	0.00%
47	Department Of Natural Resources	35,348,849	31,248,135	18,192,340	29,492,865	114,282,189	1,406,954	4.15%
48	Sea Grant Consortium	736,496	4,550,000	450,000		5,736,496	0	0.00%
49	Department Of Parks, Recreation & Tourism	48,375,874	2,505,110	52,966,042	2,552,000	106,399,026	500,000	1.04%
50	Department Of Commerce	50,527,617	119,465,015	32,231,500	22,380,000	224,604,132	0	0.00%
51	Jobs-Economic Development Authority		18,000	405,150		423,150	0	0.00%
52	Patriots Point Development Authority				13,836,012	13,836,012	0	0.00%
53	S.C. Conservation Bank	7,555,919				7,555,919	0	0.00%
54	Rural Infrastructure Bank	22,035,656	700,000		21,394,000	44,129,656	1,523,800	7.43%
<b>Economic Development &amp; Natural Resources Total</b>		<b>246,805,218</b>	<b>186,917,865</b>	<b>146,509,328</b>	<b>89,654,877</b>	<b>669,887,288</b>	<b>6,123,254</b>	
<b>Health &amp; Social Services</b>								
32	Department Of Vocational Rehabilitation	17,128,123	121,560,616	35,340,201		174,028,940	500,000	3.01%
33	Department Of Health & Human Services	1,440,857,396	5,339,173,028	526,883,536	463,598,408	7,770,512,368	74,811,713	5.48%
34	Department Of Health & Environmental Control	140,155,664	286,140,200	195,589,511	25,310,221	647,195,596	1,568,421	1.13%
35	Department Of Mental Health	250,369,350	22,270,928	230,356,451		502,996,729	5,566,398	2.27%
36	Department Of Disabilities & Special Needs	254,339,217	340,000	515,669,162	0	770,348,379	3,199,478	1.27%
37	Department Of Alcohol & Other Drug Abuse Services	11,762,302	54,872,054	974,397	100,000	67,708,753	0	0.00%
38	Department Of Social Services	243,086,816	508,278,168	55,496,311	849,986	807,711,281	47,830,257	24.50%
39	Commission For The Blind	3,828,230	9,564,818	403,000		13,796,048	250,000	6.99%
40	Department on Aging	17,737,118	27,349,923	4,870,197	1,184,100	51,141,338	0	0.00%
41	Department of Children's Advocacy	7,691,864	451,680	7,096,060	3,931,628	19,171,232	0	0.00%
<b>Health &amp; Social Services Total</b>		<b>2,386,956,080</b>	<b>6,370,001,415</b>	<b>1,572,678,826</b>	<b>494,974,343</b>	<b>10,824,610,664</b>	<b>133,726,267</b>	
<b>Higher Education</b>								
3	Lottery Expenditure Account				445,800,000	445,800,000	0	0.00%
11	Commission On Higher Education	73,026,462	4,729,832	4,583,904	885,284	83,225,482	37,583,978	106.04%
12	Higher Education Tuition Grants Commission	26,293,354		25,000	6,025,000	32,343,354	0	0.00%
13	The Citadel	11,335,813	33,936,275	108,120,000		153,392,088	0	0.00%
14	Clemson University - Education & General	87,847,747	127,655,954	800,486,424	145,156,205	1,161,146,330	1,214,200	1.40%
15	University Of Charleston	27,149,025	19,500,000	194,062,766	29,000,000	269,711,791	0	0.00%
16	Coastal Carolina University	13,863,826	21,000,000	211,457,613	0	246,321,439	0	0.00%
17	Francis Marion University	16,486,727	12,988,495	52,668,968		82,144,190	0	0.00%
18	Lander University	9,040,270	7,240,741	59,338,598	7,999,626	83,619,235	591,589	7.00%
19	South Carolina State University	14,687,480	54,501,255	51,756,047		120,944,782	0	0.00%
20A	University Of South Carolina	140,577,572	178,603,631	920,529,343	0	1,239,710,546	1,200,000	0.86%
20B	USC - Aiken Campus	8,924,200	10,500,000	41,457,362		60,881,562	0	0.00%
20C	USC - Upstate	12,545,716	16,450,838	68,376,142		97,372,696	0	0.00%
20D	USC - Beaufort Campus	4,148,894	5,477,915	27,307,011		36,933,820	0	0.00%
20E	USC - Lancaster Campus	2,797,605	4,090,048	13,784,453		20,672,106	0	0.00%
20F	USC - Salkehatchie Campus	2,011,893	3,880,454	8,373,545		14,265,892	0	0.00%
20G	USC - Sumter Campus	3,335,584	2,506,397	10,419,706		16,261,687	0	0.00%
20H	USC - Union Campus	1,041,476	1,928,258	4,661,055		7,630,789	0	0.00%
21	Winthrop University	17,550,602	51,197,500	87,348,235	13,968,320	170,064,657	0	0.00%

Appropriations by Agency		Recapitulation					GF Change in Appropriations	
		FY 2019-20 Executive Budget					Dollars	Percentage
		General	Federal	Earmarked	Restricted	Grand Total		
23	Medical University Of South Carolina	75,833,525	167,455,169	454,681,405		697,970,099	0	0.00%
24	Area Health Education Consortium	11,473,850	844,700	2,808,927		15,127,477	750,000	6.99%
25	State Board For Technical & Comprehensive Education	168,604,098	52,614,581	502,130,285		723,348,964	12,000,000	7.66%
<b>Higher Education Total</b>		<b>728,575,719</b>	<b>777,102,043</b>	<b>3,624,376,789</b>	<b>648,834,435</b>	<b>5,778,888,986</b>	<b>53,339,767</b>	
<b>Regulatory</b>								
42	Housing Finance & Development Authority		173,055,408	18,808,678	17,200,000	209,064,086	0	0.00%
70	Human Affairs Commission	2,550,256	336,225	750,000		3,636,481	139,638	5.79%
71	Commission On Minority Affairs	1,345,895		261,814		1,607,709	0	0.00%
72	Public Service Commission			5,404,308		5,404,308	0	0.00%
73	Office Of Regulatory Staff		886,960	9,940,433	4,669,191	15,496,584	0	0.00%
74	Workers' Compensation Commission	2,116,307		5,607,845		7,724,152	0	0.00%
75	State Accident Fund			8,856,775		8,856,775	0	0.00%
76	Patients' Compensation Fund				1,092,000	1,092,000	0	0.00%
78	Department Of Insurance	4,268,720		11,275,754	2,355,000	17,899,474	0	0.00%
79	State Board Of Financial Institutions			5,633,361		5,633,361	0	0.00%
80	Department Of Consumer Affairs	1,651,077		2,059,666		3,710,743	118,000	7.70%
81	Department Of Labor, Licensing & Regulation	1,439,506	2,904,264	36,797,608		41,141,378	0	0.00%
83	Department Of Employment And Workforce	502,036	150,987,848	16,017,884		167,507,768	0	0.00%
109	Department Of Revenue	50,696,295		34,082,093	95,000	84,873,388	0	0.00%
110	State Ethics Commission	1,441,951		517,508		1,959,459	0	0.00%
111	Procurement Review Panel	175,031		2,534		177,565	0	0.00%
<b>Regulatory Total</b>		<b>66,187,074</b>	<b>328,170,705</b>	<b>156,016,261</b>	<b>25,411,191</b>	<b>575,785,231</b>	<b>257,638</b>	
<b>Transportation</b>								
82	Department Of Motor Vehicles	87,788,186	1,700,000	10,747,596		100,235,782	300,100	0.34%
84	Department Of Transportation	57,270			2,595,096,860	2,595,154,130	0	0.00%
85	Infrastructure Bank Board				100,975,600	100,975,600	0	0.00%
86	County Transportation Funds				193,480,715	193,480,715	0	0.00%
87	Division Of Aeronautics	2,092,434	3,478,867	6,000,000		11,571,301	0	0.00%
<b>Transportation Total</b>		<b>89,937,890</b>	<b>5,178,867</b>	<b>16,747,596</b>	<b>2,889,553,175</b>	<b>3,001,417,528</b>	<b>300,100</b>	
<b>General Government</b>								
91A	Leg Dept - The Senate	14,558,694		300,000		14,858,694	0	0.00%
91B	Leg Dept - House Of Representatives	22,455,922				22,455,922	0	0.00%
91C	Leg Dept - Codification Of Laws & Legislative Council	4,363,292		300,000		4,663,292	0	0.00%
91D	Leg Dept - Legislative Services Agency	6,152,566				6,152,566	0	0.00%
91E	Leg Dept - Legislative Audit Council	2,040,507		400,000		2,440,507	0	0.00%
92A	Governor's Office - Executive Control Of State	2,541,608				2,541,608	0	0.00%
92C	Governor's Office - Mansion And Grounds	326,610		200,000		526,610	0	0.00%
93	Department of Administration	56,882,129	62,237,600	146,523,032	490,268	266,133,029	(1,272,513)	-2.19%
94	Office Of Inspector General	814,703				814,703	131,571	19.26%
95	Lieutenant Governor's Office	0	0	0	0	0	0	0.00%
96	Secretary Of State's Office	1,143,160		2,284,255		3,427,415	0	0.00%
97	Comptroller General's Office	2,483,264		875,434		3,358,698	0	0.00%
98	State Treasurer's Office	2,025,808		7,891,061		9,916,869	0	0.00%
99	Retirement System Investment Commission				15,303,000	15,303,000	0	0.00%
101	Election Commission	10,567,053		1,640,700		12,207,753	0	0.00%
102	Revenue & Fiscal Affairs Office	5,084,658	25,000	5,889,274		10,998,932	0	0.00%
104	State Fiscal Accountability Authority	1,649,652		11,953,271	7,627,343	21,230,266	0	0.00%
105	SFAA - State Auditor's Office	4,627,581		2,579,639		7,207,220	0	0.00%
106	Statewide Employee Benefits	82,119,836				82,119,836	82,119,836	0.00%
107	Capital Reserve Fund	162,485,305				162,485,305	10,835,912	7.15%
108	Public Employee Benefit Authority	109,468,739			42,030,091	151,498,830	0	0.00%
112	Debt Service	62,182,421				62,182,421	(129,447,877)	-67.55%
113	Aid To Subdivisions - State Treasurer	243,143,223				243,143,223	0	0.00%
114	Aid To Subdivisions - Department Of Revenue	20,430,000				20,430,000	0	0.00%
115	Tax Relief Trust Fund			614,053,000		614,053,000	0	0.00%
<b>General Government Total</b>		<b>817,546,731</b>	<b>62,262,600</b>	<b>794,889,666</b>	<b>65,450,702</b>	<b>1,740,149,699</b>	<b>(37,633,071)</b>	
<b>Grand Total</b>		<b>8,668,788,652</b>	<b>8,787,056,671</b>	<b>6,619,861,979</b>	<b>5,114,017,831</b>	<b>29,189,725,133</b>	<b>449,964,961</b>	<b>5.47%</b>

This page intentionally blank.



# **Governor's Recommended Appropriations**



## GOVERNOR'S RECOMMENDED APPROPRIATIONS

---

### Public Safety and Criminal Justice

---

#### **State Law Enforcement Division (Sec. 62)**

- \$814,413 for law enforcement officers' rank promotion.
- \$1,077,514 for eleven (11) additional agents for human trafficking and narcotics in the Vice Unit and a one-time allocation of \$608,025 for associated personnel equipment purchases.
- \$676,295 for the SC Critical Infrastructure Cybersecurity Program (SC CIC) of \$126,475 for associated personnel equipment purchases.
- \$57,800 for a domestic violence relief coordinator to process reinstatement of firearm ownership for eligible individuals of \$3,000 for associated personnel equipment purchases.
- \$242,000 for SC CIC National Guard Participation of \$704,600 for training and professional services.

#### **Attorney General (Sec. 59)**

- \$220,000 to hire two (2) additional prosecutors for narcotics trafficking and gang related crimes.

#### **Department of Public Safety (Sec. 63)**

- \$711,200 for officers' rank promotion.
- \$444,036 to fund six (6) additional Bureau of Protective Services Officers.

#### **Department of Corrections (Sec. 65)**

- \$5,000,000 for Mental Health and Medical employee retention increases.
- \$6,037,806 to increase base salary for correctional officers and critical security support staff.

- \$699,000 to hire twelve (12) program assistants and provide long-term programming and Reentry for inmates and a one-time allocation of \$250,000 to purchase evidence-based curriculum.
- \$10,000,000 to treat Hepatitis C in inmates.
- \$40,000,000 in one-time allocations to make detention services and equipment upgrades.
- \$2,374,144 to hire sixteen (16) employees to develop and implement an electronic health record system and support for mobile data collection.
- \$640,915 to fund ten (10) officers for the police services investigative unit.

**Department of Probation, Parole and Pardon Services (Sec. 66)**

- \$1,963,798 to move forty (40) employees from fines and fees revenues to state general funds.
- \$2,043,192 to increase agent salaries.
- \$1,500,000 for the Alston Wilkes Society to provide re-entry services to inmates.

**Department of Juvenile Justice (Sec. 67)**

- \$3,427,368 to increase salaries for education and support staff.
- \$2,029,916 to increase starting salaries for Juvenile Corrections Officers and Community Specialists.
- \$1,500,000 to increase medical and mental health services provided to juveniles.
- \$1,320,000 in one-time allocations to fund the agency's electrical grid conversion to SCE&G.

**Law Enforcement Training Council (Sec. 64)**

- \$8,650,000 to reduce the agency's reliance on revenue generated from the collection of fines and fees.
- \$182,820 for instructor salary increases.
- \$753,563 to expand law enforcement basic training from twelve (12) to (15) weeks.
- \$143,000 in one-time allocations to replace and upgrade information technology equipment.

**K-12 Education and Cultural**

---

**Department of Education (Sec. 1)**

- \$154,561,655 to increase teacher pay 5% statewide to the Southeastern average.
- \$46,354,044 for the School Safety Program to provide a School Resource Officer for all schools that do not currently have one and cannot afford to hire one.
- \$31,820,610 to increase the Education Finance Act Base Student Cost by \$10 from \$2,485 in FY 2018-19 to \$2,495 in FY 2019-20.
- \$5,123,956 for the VirtualSC program to expand access to courses not offered in a student's local school.
- \$5,000,000 in non-recurring funding for instructional materials that align with the most recently adopted state curricula standards.
- \$2,000,000 increase to the department's recurring school bus lease/purchase appropriations to meet the 15-year replacement cycle.

- \$15,404,235 increase in EIA funding for charter schools statewide to ensure per pupil funding is held constant as the student population grows and new schools are chartered.
- \$4,009,000 increase in EIA funding for the required 1% SCRS and PORS employer rate increase.
- \$3,100,000 in EIA funding to train a computer science and coding teacher for every school in South Carolina.
- \$1,000,000 in EIA funding for Betabox hands-on experiential STEM workshops for students.
- \$420,221 increase in EIA funding for the cost of industry certifications and exams taken by students.
- \$142,448 for operating expenses associated with a centralized data system that will allow the Office of First Steps to monitor the service performance of its partners across the state as well as \$595,000 in one-time funds to procure the system through a competitive process.
- \$101,929 increase in EIA funding to the Governor’s School for Arts and Humanities for district teacher salary alignment.
- \$60,000 for the Governor’s School for the Arts and Humanities for teacher salary in-schedule STEP increases.
- \$103,200 increase in EIA funding for the Governor’s School for Science and Mathematics for district teacher salary alignment.
- \$60,000 for the Governor’s School for Science and Mathematics for teacher salary in-schedule STEP increases.

**Wil Lou Gray Opportunity School (Sec. 5)**

- \$100,000 to increase salaries for Human Service and Food Service Specialists to decrease turnover rates among these front-line staff positions.
- \$65,000 to contract with a local municipality for a School Resource Officer.
- \$27,340 increase in EIA funding for district teacher salary alignment.

**School for the Deaf and Blind (Sec. 6)**

- \$189,295 increase in EIA funding for district teacher salary alignment.

**Educational Television Commission (Sec. 8)**

- \$1,412,513 to delineate agency funding to ensure transparency per Proviso 8.5.

**State Library (Sec. 27)**

- \$200,000 to increase funding for educational and employment related electronic resources available to all South Carolinians, particularly those in rural areas that may not otherwise have access to them.

**State Museum Commission (Sec. 29)**

- \$71,900 in non-recurring funding to update the museum’s point of sale ticketing system.
- \$15,000 in non-recurring funding to install updated credit card processing equipment in order to accept chip and pin cards and meet security requirements.



## Economic Development and Natural Resources

---

### **Adjutant General Officer (Sec. 100)**

- \$625,000 to fund the SC Post Challenge.
- \$120,000 to fund two (2) additional employees at the SC Emergency Management Division.
- \$250,000 in state matching funds for the SC Youth Challenge.
- \$50,000 to pay for increased insurance costs for the SC State Guard.
- \$2,200,000 for McEntire Joint National Guard Base Land Acquisition.
- \$112,500 for female latrines in the Statewide Readiness Centers.
- \$250,000 for State Emergency Operations Center Improvements.
- \$9,000,000 for SC Emergency Operations and EMAC support fund.
- \$31,312,517 for FEMA state match for hurricane Florence.

### **Forestry Commission (Sec. 43)**

- \$1,452,500 for fire fighter recruitment and retention.
- \$5,000,000 to purchase firefighting equipment.

### **Department of Agriculture (Sec. 44)**

- \$240,000 to improve food safety inspection rates.
- \$1,000,000 for agribusiness infrastructure grants to recruit agribusiness projects and rural development to South Carolina.
- \$800,000 in one-time allocations to purchase laboratory and inspection equipment.
- \$2,000,000 in one-time allocations to create a matching grant program to fund the construction or expansion of local farmers markets.

### **Department of Natural Resources (Sec. 47)**

- \$383,190 for law enforcement officers' rank promotion
- \$713,564 to fund four (4) positions to conduct statewide water monitoring and evaluation to ensure quality water is available statewide and to develop a drought response program.
- \$310,200 for oyster shell recycling and state managed oyster grounds.
- \$3,000,000 in one-time allocations to fund repairs at state fish hatcheries.
- \$2,500,000 in one-time allocations to develop a comprehensive state water plan.
- \$ 695,000 in one-time allocations to conduct coastal vulnerability studies and to develop a shallow aquifer monitoring network.

### **Department of Parks, and Tourism (Sec. 49)**

- \$500,000 for marketing to increase sports tourism in South Carolina.
- \$500,000 in one-time funds for St. Phillips Island.
- \$1,200,000 in one-time funds for road repairs on Hunting Island.
- \$8,000,000 in one-time funds for Hunting Island Cabins.
- \$500,000 in one-time funds for campground comfort station upgrades and renovations.
- \$319,000 in one-time funds for Lace House deferred maintenance.
- \$1,000,000 in one-time funds for advertising South Carolina parks.

**Department of Commerce (Sec. 53)**

- \$100,000,000 for the Rural School District Economic Development Infrastructure program to improve the quality of infrastructure available to South Carolina's rural districts.
- \$3,700,000 in one-time funds for the Closing Fund.
- \$275,000 in one-time funds for the Military Base Task Force.
- \$4,000,000 in one-time funds for LocateSC for economic development efforts.

**Rural Infrastructure Authority (Sec. 54)**

- \$1,523,800 to match federal grants for environmental facilities.

**State Ports Authority (Sec. 88)**

- \$5,000,000 in one-time allocations for the Jasper Ocean Terminal Port Facility Infrastructure Fund.

**Health and Social Services**

---

**Vocational Rehabilitation (Sec. 32)**

- \$500,000 to fund the Equestrian Center PTSD program.
- \$659,000 in one-time funding for information technology upgrades and hardware.

**Department of Health and Human Services (Sec. 33)**

- \$64,772,444 to continue providing current services to beneficiaries eligible for Medicaid under existing criteria.
- \$6,788,747 to adjust provider rates and include new covered medical services.
- \$5,500,000 for the Children's Health Insurance Program to replace loss of federal funds due to federal match formula adjustments.
- (\$2,249,478) in recurring appropriations transferred to the Department of Disabilities and Special Needs for Medicaid eligible persons enrolled in waiver programs.
- \$7,409,009 in one-time funding for the Medicaid Management Information System upgrade.

**Department of Health and Environmental Control (Sec. 34)**

- \$1,083,748 to replace lost grant funding for the Prescription Monitoring Program.
- \$250,000 to fund remediation and removal of abandoned above-ground storage tanks.
- \$234,673 to fund services designed to provide consultative support to small public water systems.

**Department of Mental Health (Sec. 35)**

- \$481,974 to fund consumer price index increases for the Sexually Violent Predator Treatment Program.
- \$1,334,424 to fund consumer price index increases for the forensics program and veteran's nursing homes.
- \$2,200,000 to provide school-based mental health services access to all schools statewide.

- \$1,550,000 to fund agency information technology upgrades and infrastructure.
- \$37,065,450 in one-time funds for three new veterans nursing homes construction.
- \$3,940,000 in one-time funds for Campbell Veterans Nursing Home renovations.

**Department of Disabilities and Special Needs (Sec. 36)**

- \$750,000 to increase operating resources at Intermediate Care Facility (ICF) regional centers.
- \$200,000 to fund increased access to traumatic brain and spinal cord injury rehabilitative services.
- \$2,249,478 in recurring appropriations transferred from the Department of Health and Human Services for individuals enrolled in waiver programs.

**Department of Alcohol and Other Drug Abuse Services (Sec. 37)**

- \$3,000,000 in one-time funds for infrastructure improvements for the substance abuse provider system.

**Department of Social Services (Sec. 38)**

- \$44,459,974 to fund required programs, services, and mandates associated with the Michele H. Consent Agreement and the Child and Family Services Review.
- \$2,671,006 to fund Adult Protective Services caseload parity initiatives.
- \$699,277 to provide additional resources to agency Benefit Integrity Unit.
- \$28,600,000 in one-time funds for the Child Support Enforcement System.

**Commission for the Blind (Sec. 39)**

- \$150,000 for additional Prevention of Blindness Program operating resources.
- \$100,000 for additional Children’s Services Program resources and technology.
- \$250,000 in one-time funds to renovate bathrooms and meet ADA compliance standards.

Higher Education

---

**Commission on Higher Education (Sec. 11)**

- \$1,500,000 in additional funds for Needs-Based Grants.
- \$130,000 for agency technology needs and information security initiatives.
- \$35,953,978 in additional funds for higher education tuition mitigation
- \$250,000 in one-time funds for technology upgrades.

**Clemson University (Sec. 14)**

- \$1,214,200 for Health Innovation – Extension programming.
- \$900,000 in one-time funds for mobile health clinic outreach in underserved rural communities of South Carolina.

**Lander University (Sec. 18)**

- \$591,589 for campus safety and security.

**University of South Carolina (Sec. 20A)**

- \$1,200,000 for the Child Abuse and Neglect Medical Response program.

**Area Health Education Consortium (Sec. 24)**

- \$250,000 for the Rural Physician program.
- \$500,000 for the AHEC Scholars program.

**State Board for Technical and Comprehensive Education (Sec. 25)**

- \$12,000,000 for STEM equipment for high-demand job skills training.
- \$19,185,000 in one-time funds for ReadySC.

Regulatory

---

**Human Affairs Commission (Sec. 70)**

- \$70,708 for a Program Coordinator to implement the SC Pregnancy Accommodation Act.
- \$68,930 for an additional Bilingual Housing Investigator.
- \$70,100 in non-recurring funds to create courses of instruction for the SC Pregnancy Accommodations Act.

**Department of Consumer Affairs (Sec. 80)**

- \$118,000 for an Assistant Consumer Advocate.

**Election Commission (Sec. 101)**

- \$5,000,000 in non-recurring funds to purchase a new statewide voting system.

Transportation

---

**Department of Motor Vehicles (Sec. 82)**

- \$79,000 for increased cost for leased buildings in Greenville and Berkley counties
- \$180,000 for modular furniture for leased buildings in Greenville and Berkley counties
- \$221,000 for additional personnel to administer the Roads Bill program
- \$94,000 to continue replacing faulty vision testers in Field Offices of the agency

**Department of Employment and Workforce (Sec. 83)**

- \$950,000 in non-recurring funds to support one-time costs associated with the Be Pro Be Proud initiative: a mobile demonstration center providing resources to connect students to training and employers

## General Government

---

### **Office of Inspector General (Sec. 94)**

- \$17,768 to align budget to agency salary needs.
- \$113,803 to add a Deputy Inspector General / Staff Attorney to provide legal review.

### **Statewide Employee Benefits (Sec. 106)**

- \$49,708,000 to cover the employer's share for the State Health Plan to sustain current plan.
- \$32,411,836 for required 1% SCRS and PORS retirement increase.

### **Capital Reserve Fund (Sec. 107)**

- \$10,835,912 to meet statutory funding requirements.


### **Department of Revenue (Sec. 109)**

- \$200,000,000 for a rebate to South Carolina taxpayers

### **Debt Service (Sec. 112)**

- \$129,447,877 reduction to match FY2019-20 funding requirements.

This page intentionally blank.



# Governor's Proviso Recommendations



GOVERNOR’S EXECUTIVE BUDGET PROVISO RECOMMENDATIONS

# / ACTION	TITLE / DESCRIPTION
<b>1.3</b>	<b>EFA Formula/Base Student Cost Inflation Factor</b>
Amend	<i>This proviso mandates the full implementation of the Education Finance Act and specifies the variables included in the Base Student Cost. This amendment raises the Base Student Cost from \$2,485 to \$2,495.</i>
<b>1.51</b>	<b>Lee County Bus Shop</b>
Delete	<i>This proviso requires the Department of Education to fund the Lee County School District Bus Shop and Kershaw County School District Bus Shop at the same level as they were funded in the previous year. The Executive Budget recommends deleting this proviso, as the Superintendent has not indicated that these bus shops are scheduled to be closed.</i>
<b>1.57</b>	<b>Full-Day 4K</b>
Amend	<i>This proviso specifies funding levels for public and private 4K providers. This amendment increases the amount these providers shall be funded per student for instructional costs by \$90 and increases transportation funding by \$11 per student. It further allows up to a 10% increase per student for certain providers with approval of the First Steps Board as funding permits.</i>
<b>1.66</b>	<b>First Steps 4K Technology</b>
Amend (Technical)	<i>This proviso allows the Office of First Steps to purchase electronic devices for the administration of school readiness assessments and outlines requirements and reporting. This amendment will update the fiscal year reference.</i>
<b>1.69</b>	<b>CDEPP Unexpended Funds</b>
Amend	<i>This proviso directs the purposes for which unexpended CDEPP funds may be used. This amendment will update the fiscal year reference, as well as allow the Office of First Steps to spend up to \$550,000 in CDEPP carryforward for a voluntary pilot program of evidence-based parent education programming to families of children enrolled in any CDEPP program.</i>



<b>1.76</b>	<b>First Steps 4K Underserved Communities</b>
Amend	<i>This proviso allows 4K providers to apply for one-time supplemental funding to expand their programming to ten or more CERDEP eligible children and outlines the purposes for which the additional funding must be used. This amendment updates a fiscal year reference and expands the counties for which this supplemental funding can be awarded from those with less than 80% of eligible students enrolled to those that do not enroll all eligible children.</i>
<b>1.82</b>	<b>Safe Schools Initiative</b>
Amend	<i>This proviso requires school districts to create Crisis Intervention and School Safety plans and submit them to the Department of Education and directs any available funding for school safety upgrades. This amendment ensures continued support from the Department and SLED for school districts in creating and refining these safety plans and requires the Department to provide professional development to Crisis Intervention Team staff. It further exempts these plans from Freedom of Information Act requests.</i>
<b>1.87</b>	<b>Teacher Salaries/SE Average</b>
Establish	<i>The Executive Budget recommends adding this new proviso to increase the statewide teacher salary schedule by 5 percent and directs state funding for the increase from Part IA, Section 1, X.A Teacher Pay Increase.</i>
<b>1.88</b>	<b>Teacher Salaries Increase</b>
Establish	<i>The Executive Budget recommends adding this new proviso to direct the Department of Education to increase the statewide minimum teacher salary schedule by 5 percent and requires that local school boards increase their local salary schedules by 5 percent. School districts will utilize funding from Part IA, Section 1, X.A Teacher Pay Increase to provide the required increase.</i>
<b>1.89</b>	<b>School Resource Officers</b>
Establish	<i>The Executive Budget recommends adding this new proviso to direct the Department of Education to allocate funding for School Resources Officers to schools that do not currently have them and do not have adequate resources to hire them.</i>
<b>1.90</b>	<b>Bus Purchase/Lease</b>
Establish	<i>The Executive Budget recommends adding this new proviso to direct the Department of Education to lease buses with any appropriations made for bus leases or purchases. The Department is further directed to prioritize replacement of buses that pose the greatest danger first, and then those with greater than 250,000 miles.</i>
<b>1A.9</b>	<b>Teacher Supplies</b>
Amend (Technical)	<i>This proviso directs the distribution of teacher supply funds. This amendment will update the fiscal year reference of the proviso.</i>

<b>1A.25</b>	<b>Professional Development</b>
Amend	<i>This proviso directs the Department of Education to provide professional development on assessing student mastery of the content standards, post standards on its website and provide training to school leadership. This amendment requires further professional development for computer science standards, early literacy and learning, and school safety.</i>
<b>1A.29</b>	<b>Full Day 4K</b>
Amend	<i>This proviso specifies funding levels for public and private 4K providers. This amendment increases the amount these providers shall be funded for per student for instructional costs by \$90 and increases transportation funding by \$11 per student. It further allows up to a 10% increase per student for certain providers with approval of the First Steps Board as funding permits.</i>
<b>1A.36</b>	<b>Teacher Salaries/SE Average</b>
Amend	<i>This proviso updates the Southeastern average teacher salary and directs adjustments to the teacher salary schedule. The Executive Budget recommends amending this proviso to increase the teacher salary schedule by 5 percent and update the Southeastern average teacher salary.</i>
<b>1A.48</b>	<b>EIA Surplus</b>
Amend	<i>The proviso appropriates any prior year Education Improvement Act (EIA) surplus revenue. The Executive Budget recommends amending this proviso so that any surplus EIA revenue is allocated for Instructional Materials.</i>
<b>1A.50</b>	<b>South Carolina Public Charter School Funding</b>
Amend	<i>This proviso establishes the per pupil EIA funding for charter schools authorized by the Charter Public School District and an Institution of Higher Education. The Executive Budget recommends amending the proviso to clarify that three and four-year-old students with a disability, who are eligible for services under IDEA, enrolled at these charter schools will be included in student counts for funding under this proviso.</i>
<b>1A.51</b>	<b>Low Achieving Schools</b>
Delete	<i>This proviso directs the Education Oversight Committee (EOC) to allocate \$375,000 of EIA surplus appropriations to support three low achieving schools. The Executive Budget recommends deleting this proviso, as the BEA does not project an FY 2018-19 EIA surplus.</i>
<b>1A.52</b>	<b>TransformSC</b>
Delete	<i>This proviso directs the EOC to allocate \$300,000 of EIA surplus appropriations to the TransformSC public-private partnership. The Executive Budget recommends deleting this proviso, as the BEA does not project an FY 2018-19 EIA surplus.</i>
<b>1A.59</b>	<b>CDEPP Unexpended Funds</b>
Amend	<i>This proviso directs the purposes for which unexpended CDEPP fund may be used. This amendment will update the Fiscal Year reference, as well as allow the Office of First Steps to spend up to \$550,000 in CDEPP carryforward for a voluntary pilot program of parent education programming to families of children enrolled in any CDEPP program.</i>

<b>1A.62</b>	<b>Digital Learning</b>
Delete	<i>This proviso directs the EOC to allocate \$1,425,000 of EIA surplus appropriations to high poverty schools for the purpose of providing digital learning tools, digital resources, the curriculum foundry, technical support, and professional development. The Executive Budget recommends deleting this proviso, as the BEA does not project an FY 2018-19 EIA surplus.</i>
<b>1A.64</b>	<b>Low Achieving Schools</b>
Delete	<i>This proviso directs the EOC to allocate \$306,750 of EIA surplus appropriations to parent support initiatives and afterschool programs in historically underachieving communities. The Executive Budget recommends deleting this proviso, as the BEA does not project an FY 2018-19 EIA surplus.</i>
<b>1A.65</b>	<b>EOC Military Connected Children</b>
Delete	<i>This proviso directs the EOC to allocate \$225,000 of EIA surplus appropriations to pilot programs in at least two school districts with high military density to provide training, services, resources and research to teachers, counselors and other service providers. The Executive Budget recommends deleting this proviso, as the BEA does not project an FY 2018-19 EIA surplus.</i>
<b>1A.66</b>	<b>STEM Labs</b>
Delete	<i>This proviso directs the EOC to allocate \$225,000 of EIA surplus appropriations for customized STEM labs. The Executive Budget recommends deleting this proviso, as the BEA does not project an FY 2018-19 EIA surplus.</i>
<b>1A.70</b>	<b>Aid to Districts – Technology</b>
Amend (Technical)	<i>This proviso directs the Department of Education to distribute technology appropriations to school districts based on Average Daily Membership as well as the index of taxpaying ability. This amendment updates a fiscal year reference.</i>
<b>1A.72</b>	<b>Teacher Academy Pilot</b>
Delete	<i>This proviso directs the EOC to allocate \$75,000 of EIA surplus appropriations to pilot a Teacher Academy project to improve teacher recruitment and retention. The Executive Budget recommends deleting this proviso, as the BEA does not project an FY 2018-19 EIA surplus.</i>
<b>1A.73</b>	<b>Kinesthetic Learning Platform</b>
Delete	<i>This proviso directs the EOC to allocate \$187,500 of EIA surplus appropriations to pilot a kinesthetic learning platform using physical activity to teach various SC education standards to Pre-K through 3<sup>rd</sup> grade students. The Executive Budget recommends deleting this proviso, as the BEA does not project an FY 2018-19 EIA surplus.</i>
<b>1A.74</b>	<b>Algebra</b>
Delete	<i>This proviso directs the EOC to allocate \$1,125,000 of EIA surplus appropriations to pilot a statewide algebra program. The Executive Budget recommends deleting this proviso, as the BEA does not project an FY 2018-19 EIA surplus.</i>

<b>1A.75</b>	<b>Kindergarten Readiness Program</b>
Delete	<i>This proviso directs the EOC to allocate \$225,000 of EIA surplus appropriations to support a home based, technology driven kindergarten readiness program. The Executive Budget recommends deleting this proviso, as the BEA does not project an FY 2018-19 EIA surplus.</i>
<b>1A.77</b>	<b>Save the Children</b>
Delete	<i>This proviso directs the EOC to allocate \$375,000 of EIA surplus appropriations to provide early learning and literacy support to schools and districts. The Executive Budget recommends deleting this proviso, as the BEA does not project an FY 2018-19 EIA surplus.</i>
<b>1A.78</b>	<b>Digital Learning Plan</b>
Delete	<i>This proviso creates a committee to develop a Digital Learning Plan for the state's K-12 public education system. The Executive Budget recommends deleting this proviso, as the committees work will be completed in the current fiscal year.</i>
<b>1A.79</b>	<b>McCormick County Schools</b>
Delete	<i>This proviso redirects EIA appropriations from John de la Howe to the McCormick County School District. The Executive Budget recommends deleting this proviso.</i>
<b>1A.80</b>	<b>Teacher Salaries Increase</b>
Amend	<i>This proviso directs the Department of Education to increase the statewide minimum teacher salary schedule. The Executive Budget recommends amending the proviso to direct the Department to increase the salary schedule by 5 percent and require local school districts to adjust their local salary schedules upward by 5 percent.</i>
<b>1A.81</b>	<b>Grants Committee</b>
Delete	<i>This proviso directs the Superintendent of Education to create an independent grants committee to support innovative pilot initiatives in public schools and school districts. The Executive Budget recommends deleting this proviso as the committee completed its work in December of 2018.</i>
<b>1A.82</b>	<b>Computer Science and Coding Education</b>
Establish	<i>The Executive Budget recommends adding this new proviso requiring EIA funds appropriated for computer science and coding to be expended on instructional leadership personnel in grades six thru twelve, professional development, computer science initiatives, and coding classroom instruction.</i>
<b>1A.83</b>	<b>STEM Pilot Program</b>
Establish	<i>The Executive Budget recommends adding this new proviso creating a STEM pilot program for high poverty school districts or Abbeville plaintiff districts using EIA partnership appropriations.</i>
<b>3.1</b>	<b>Audit</b>
Amend (Technical)	<i>This proviso requires the development of procedures to ensure that lottery proceeds are expended in accordance with law. The Executive Budget recommends updating the fiscal year.</i>

<b>3.4</b>	<b>FY 2018-19 Lottery Funding</b>
Delete	<i>This proviso directs the allocation of the FY 2018-19 lottery revenues.</i>
<b>3.5</b>	<b>FY 2019-20 Lottery Funding</b>
Establish	<i>This proviso directs the allocation of the FY 2019-20 lottery revenues.</i>
<b>6.1</b>	<b>Student Activity Fee</b>
Delete	<i>This proviso allows the School for the Deaf and Blind to charge parents of its students an activity fee differentiated according to family income. The Executive Budget recommends deleting this proviso, as the school does not charge this fee.</i>
<b>6.3</b>	<b>Admissions</b>
Delete	<i>This proviso sets detailed admissions criteria for the School for the Deaf and Blind. The Executive Budget recommends deleting this proviso, as the school's board currently sets admission criteria in accordance with all applicable laws.</i>
<b>6.4</b>	<b>Mobility Instructor Service Fee</b>
Delete	<i>This proviso allows the School for the Deaf and Blind to charge mobility instructor fees on a contractual basis with local school districts. The Executive Budget recommends deleting this proviso, as the agency has adequate authority to retain this fee under proviso 6.8.</i>
<b>6.7</b>	<b>USDA Federal Grants</b>
Delete	<i>This proviso allows the School for the Deaf and Blind to retain and carryforward all revenues generated from USDA federal grants. The Executive Budget recommends deleting this proviso, as the agency no longer needs this authorization.</i>
<b>6.14</b>	<b>Buildings</b>
Delete	<i>This proviso requires the School for the Deaf and Blind to comply with the same building and renovation requirements as a local school district. The Executive Budget recommends deleting this proviso, as the agency works with the State Engineer and the Department of Education on all building and renovation projects in compliance with state laws and regulations.</i>
<b>7.4</b>	<b>Reduction in Force Carry Forward</b>
Establish	<i>The Executive Budget recommends adding this new proviso allowing John de la Howe to carryforward any unexpended funds related to their August 2018 reduction in force and use those funds for deferred maintenance and renovation.</i>
<b>8.5</b>	<b>Delineate Agency Funding</b>
Delete	<i>This proviso requires the Education Television Commission to delineate the agency's funding by line item in the General Appropriations Bill beginning with the Governor's budget. The Executive Budget recommends deleting this proviso, as the funding has been delineated in Part IA.</i>

<b>11.18</b>	<b>Suspend Governor's Professor of the Year Award</b>
Amend (Technical)	<i>This proviso suspends the Governor's Professor of the Year Award for Fiscal Year 2018-19. The Executive Budget recommends updating the fiscal year.</i>
<b>11.20</b>	<b>Enrollment and Financial Data Submission</b>
Establish	<i>The Executive Budget Office recommends establishing a new proviso to require each public institution of higher education submit financial information and student enrollment data to the Commission on Higher Education.</i>
<b>11.21</b>	<b>Higher Education Tuition Mitigation</b>
Establish	<i>The Executive Budget Office recommends establishing a Higher Education Tuition Mitigation Fund to mitigate in-state tuition and fee increases at the state's public two-year and four-year institutions by allocating a six-percent recurring base increase to each institution that does not increase in-state tuition and fees for the 2019-2020 academic year.</i>
<b>11.22</b>	<b>Academic Program Termination</b>
Establish	<i>The Executive Budget Office recommends establishing a new proviso for Academic Year 2019-2020, restoring the Commission on Higher Education's authority to terminate academic programs at any state-supported institution of higher learning deemed non-compliant through the Commission's biennial program productivity review.</i>
<b>17.1</b>	<b>Honors Learning Center</b>
Delete	<i>This proviso redirected funds previously appropriated for the Schools of Education and Business to the Honors Learning Center. Funds have been transferred; the Executive Budget recommends deletion of the proviso.</i>
<b>18.1</b>	<b>Renovation and Repairs</b>
Delete	<i>This proviso redirected funds previously appropriated for the Montessori Education Building renovation and repairs to the university's repairs funds. Funds have been transferred; the Executive Budget recommends deletion of the proviso.</i>
<b>25.6</b>	<b>Workforce Pathways Funding Distribution</b>
Delete	<i>This proviso allows for the distribution of funds appropriated to the State Board for Technical and Comprehensive Education for the Workforce Pathways Program. It also states that The State Board shall report the formula for distribution and required criteria to the Chairman of the Senate Finance Committee and the Chairman of the House Ways and Means Committee. The funds have been distributed and formula used and required criteria reported. The Executive Budget recommends deletion of the proviso.</i>
<b>25.7</b>	<b>York Tech Fund Repurpose</b>
Delete	<i>This proviso redirected funds from the State Board for Technical Education for the York Technical College Health and Human Service Building to the Campus Loop Road Completion and K Building Renovations. The funds were redirected. The Executive Budget recommends deletion of the proviso.</i>

<b>32.5</b>	<b>Basic Services Program - Educational Scholarships</b>
Delete	<i>This proviso prohibits tuition cost increases at state supported institutions beyond the 1998 tuition rate for persons eligible for and are receiving services through the Department of Vocational Rehabilitation. The intent of this proviso is no longer of benefit due to current education funding mechanisms. The Executive Budget recommends the deletion of this proviso pursuant to a recommendation by the Department.</i>
<b>32.7</b>	<b>Licensing Requirements for Disability Examiners</b>
Delete	<i>This proviso mandates, for the current fiscal year, the licensing requirements for physicians employed by Disability Determination Services for evaluation of medical evidence for disability benefits claims be waived. The Executive Budget recommends the deletion of this proviso in accordance with the governor's vetoes in the FY18-19 Appropriations Bill.</i>
<b>33.20</b>	<b>Medicaid Accountability and Quality Improvement Initiative</b>
Amend	<i>This proviso provides guidance on the distribution of the Department of Health and Human Services agency appropriations for public health initiatives, safety net providers, FQHC's, Free Clinics, and local alcohol and drug abuse authorities created under Act 301 of 1973. This amendment reduces the specified amount of mandated funding for these initiatives and receiving organizations.</i>
<b>33.22</b>	<b>Rural Health Initiative</b>
Amend	<i>This proviso directs that the Department of Health and Human Services shall partner with specified state agencies, institutions, and other key stakeholders to implement components of a Rural Health Initiative to better meet the needs of medically underserved communities throughout the state. The agency is no longer soliciting proposals for financial support from two or more hospitals intent on consolidation. The Executive Budget recommends amending this proviso pursuant to a recommendation by the Department.</i>
<b>33.23</b>	<b>BabyNet Compliance</b>
Amend (Technical)	<i>This proviso requires the Department of Health and Human Services to report to the Governor, the Chairman of the Senate Finance Committee, and the Chairman of the House Ways and Means Committee on the status of the department's efforts to bring the BabyNet program into compliance with federal requirements. This amendment will update the fiscal year language of the proviso.</i>
<b>33.24</b>	<b>Defunding Planned Parenthood</b>
Establish	<i>This proviso prohibits the Department of Health and Human Services from accepting federal funding for family planning . The agency is also given guidance regarding the prohibition of appropriating state funds for family planning that directly or indirectly subsidizes abortion services, procedures, or administrative functions. An otherwise qualified organization may not be disqualified from receipt of these funds because of its affiliation with an organization that provides abortion services, provided that the affiliated organization that provides abortion services is independent of the qualified organization. The Executive Budget recommends the establishment of this proviso.</i>

---

**34.33 Coastal Zone Appellate Panel**

Delete *The proviso suspends the Coastal Zone Appellate Panel for the current fiscal year. As the Panel no longer exists, there is no need to continue suspensions into future fiscal years. The Executive Budget recommends the deletion of this proviso pursuant to a recommendation by the Department.*

---

**34.51 Greenwood Sewer Extension Line**

Delete *This proviso directs funds remaining from the \$990,000 appropriated in Act 117 of 2007, by proviso 73.12, Item 65(S) to the Department of Health and Environmental Control for the Greenwood Sewer Extension Line to be redirected for any project on the Eagles Harbor priority list. The Executive Budget recommends the deletion of this proviso in accordance with the governor's vetoes in the FY 2018-19 Appropriations Bill.*

---

**34.53 Alida Street Project**

Delete *This proviso requires funds appropriated in Act 91 of 2015 by proviso 118.14(B)(22)(j) to the Department of Health and Environmental Control for the Indoor Aquatic and Community Center - Richland County (Requires 2:1 Match) to be redirected to the City of Columbia to be used as match for the Alida Street project. The Executive Budget recommends the deletion of this proviso in accordance with the governor's vetoes in the FY 2018-19 Appropriations Bill.*

---

**34.55 Hazardous Waste Fund County Account**

Delete *This proviso requires funds in each county's Hazardous Waste Fund County Account to be released by the State Treasurer, upon the written request of a majority of the county's legislative delegation representing the economically depressed area of the county, and shall be used for infrastructure within the economically depressed area of that county. The Executive Budget recommends the deletion of this proviso in accordance with the governor's vetoes in the FY 2018-19 Appropriations Bill.*

---

**36.14 Beaufort DSN Facility**

Amend (Technical) *This proviso authorizes the Department of Disabilities and Special Needs to retain the full amount of proceeds from the sale of the local Disabilities and Special Needs Board of Beaufort County property. The funds retained from this sale must be used by the department to purchase a new property for the local Disabilities and Special Needs Board in Beaufort County that more appropriately meets the needs of the individuals served. This amendment will update the fiscal year language of the proviso.*

---

**38.24 Internal Child Fatality Review Committees**

Amend (Technical) *This proviso directs the Department of Social Services to create and fund Internal Child Fatality Review Committees. This amendment will update the fiscal year language of the proviso.*

---



---

**38.30 Foster Care Child Placements**

Delete *This proviso gives specific direction to the Department of Social Services regarding measures they are to implement in the foster care placement process. The Executive Budget recommends the deletion of this proviso in accordance with the governor's vetoes in the FY 2018-19 Appropriations Bill.*

---

**38.31 Comprehensive Child Welfare Information System**

Delete *This proviso requires the Department of Social Services to allocate a portion of the recurring funds appropriated to the department to issue a request for proposal for a vendor to implement a comprehensive case management data and analysis system. The requirements of the proviso have been met and the Executive Budget recommends the deletion of this proviso pursuant to a recommendation by the Department.*

---

**40.1 State Matching Funds Carry Forward**

Establish *Act 261 created the Department on Aging. Agency programs and services originally resided at the Lieutenant Governor's Office. This proviso is being moved from the Lieutenant Governor's Office to the new Department on Aging. This proviso permits any unexpended balance of the required state matching funds appropriated in Part IA, Section 40, Distribution to Subdivisions, to be carried forward into the current fiscal year to be used as required state match for federal funds awarded to subdivisions.*

---

**40.2 State Matching Funding Formula**

Establish *Act 261 created the Department on Aging. Agency programs and services originally resided at the Lieutenant Governor's Office. This proviso is being moved from the Lieutenant Governor's Office to the new Department on Aging. This proviso directs state funds appropriated under "Distribution to Subdivisions," the first allocation by the Department on Aging shall be for the provision of required State matching funds according to the Department on Aging formula for distributing Older Americans Act funds.*

---

**40.3 Registration Fees**

Establish *Act 261 created the Department on Aging. Agency programs and services originally resided at the Lieutenant Governor's Office. This proviso is being moved from the Lieutenant Governor's Office to the new Department on Aging. This proviso authorizes the Department on Aging to receive and expend registration fees for educational, training and certification programs.*

---

**40.4 Council Meeting Requirements**

Establish *Act 261 created the Department on Aging. Agency programs and services originally resided at the Lieutenant Governor's Office. This proviso is being moved from the Lieutenant Governor's Office to the new Department on Aging. This proviso suspends, for the current fiscal year, the duties and responsibilities, including the statutory requirement to hold meetings of the Coordinating Council established pursuant to Section 43-21-120 and of the Long Term Care Council established pursuant to Section 43-21-130.*

---

---

**40.5 Home and Community-Based Services**

Establish *Act 261 created the Department on Aging. Agency programs and services originally resided at the Lieutenant Governor's Office. This proviso is being moved from the Lieutenant Governor's Office to the new Department on Aging. The proviso calls for state funds appropriated for Home and Community-Based Services to be used to fund services that most directly meet the goal of allowing seniors to live safely and independently at home.*

---

**40.6 Geriatric Loan Forgiveness Program**

Establish *Act 261 created the Department on Aging. Agency programs and services originally resided at the Lieutenant Governor's Office. This proviso is being moved from the Lieutenant Governor's Office to the new Department on Aging. The proviso authorizes the Department on Aging to make a single lump sum payment to lending institutions of up to \$35,000 or the loan balance, whichever is less, in accordance with the provisions outlined in the Geriatric Forgiveness Program.*

---

**40.7 Caregivers Carry Forward**

Establish *Act 261 created the Department on Aging. Agency programs and services originally resided at the Lieutenant Governor's Office. This proviso is being moved from the Lieutenant Governor's Office to the new Department on Aging. This proviso allows the agency to carry forward unexpended funds, from the prior fiscal year, and used it for the same purpose.*

---

**40.8 Vulnerable Adult Guardian ad Litem Carry Forward**

Establish *Act 261 created the Department on Aging. Agency programs and services originally resided at the Lieutenant Governor's Office. This proviso is being moved from the Lieutenant Governor's Office to the new Department on Aging. This proviso allows for any unexpended funds, from appropriations to the Department on Aging for the Vulnerable Adult Guardian ad Litem Program, to be carried forward from the prior fiscal year and used for the same purpose.*

---

**41.1 Foster Care – Private Foster Care Reviews**

Establish *Act 160 created the new Department of Children's Advocacy. Agency programs and services originally resided at the Department of Administration. This proviso authorizes the Department of Children's Advocacy, Division of Foster Care to restructure its programs, including but not limited to, suspending reviews of children privately placed in private foster care. The Executive Budget supports the establishment of this proviso.*

---

**41.2 Guardian Ad Litem Program**

Establish *Act 160 created the new Department of Children's Advocacy. Agency programs and services originally resided at the Department of Administration. This proviso requires both the program and the funds appropriated to the Department of Children's Advocacy Guardian ad Litem Program be administered separately from other programs and must be expended for the exclusive use of the Guardian ad Litem Program. The Department of Revenue is also directed to reduce the rate of interest paid on eligible refunds by two percentage points. The revenue resulting from this reduction will be used for operations of the Guardian ad Litem program. The Executive Budget supports the establishment of this proviso.*

---

<b>41.3</b>	<b>Continuum of Care Carry Forward</b>	<i>Act 160 created the new Department of Children’s Advocacy. Agency programs and services originally resided at the Department of Administration. This proviso permits the Department of Children’s Advocacy, Division of Continuum of Care to carry forward appropriated funds. The Executive Budget supports the establishment of this proviso.</i>
Establish		
<b>44.9</b>	<b>Carry Forward Authorization</b>	<i>This proviso authorizes the Department of Agriculture to carry forward Agribusiness Infrastructure funds into the next fiscal year for the same purpose.</i>
Establish		
<b>44.10</b>	<b>Grain Producers Guaranty Fund Administration</b>	<i>This proviso permits the Department of Agriculture to retain one hundred thousand dollars from the Grain producers Guaranty Fund to administer the program.</i>
Establish		
<b>45.2</b>	<b>Clemson University – PSA Witness Fee</b>	<i>This proviso authorizes Clemson to charge a witness fee for an employee testifying as an expert witness in civil matters that does not involve the State as a party in interest. The Executive Budget Office recommends amending the proviso language to change the terms “an expert” witness to “a fact” witness.</i>
Amend		
<b>47.12</b>	<b>Georgetown County Boat Ramps</b>	<i>This proviso requires that any remaining funds appropriated for the Sandy Island Boat Ramp in Act 101 of 2013 be credited to the Water Recreation Resources fund for use in Georgetown County.</i>
Establish		
<b>49.16</b>	<b>Horry County Museum</b>	<i>This proviso would reduce the 3:1 match requirement associated with the funding appropriated through the Department of Parks, Recreation, and Tourism for the City of Conway to a 1:1 match. The Executive Budget recommends the deletion of this proviso in accordance with the governor’s vetoes in the FY 2018-19 Appropriations Bill.</i>
Delete		
<b>50.13</b>	<b>Regional Economic Development Organizations</b>	<i>The Executive Budget recommends updating fiscal year reference and removing language referencing Beaufort County and Lancaster County and redirecting funding allotted for those counties to the regional economic development alliance they have joined.</i>
Amend (Technical)		
<b>50.21</b>	<b>CDBG-DR Flexibility</b>	<i>This proviso permits funds appropriated to the Department of Commerce for the 2015 Flood to be used for any disaster recovery program managed by the agency.</i>
Establish		

<b>50.22</b>	<b>Development – Funding for Rural Infrastructure</b>
Establish	<i>The Executive Budget recommends the establishment under the Department of Commerce of the Rural School District and Economic Development Closing fund for infrastructure improvements and economic development in the twenty-eight school districts with the lowest Index of Taxpaying Ability in the state.</i>
<b>53.1</b>	<b>Conservation Bank Trust Fund</b>
Delete	<i>This proviso suspends the provisions of Section 2-24-95 of the 1976 Code. The Executive Budget recommends the deletion of this proviso in accordance with the governor’s vetoes in the FY 2018-19 Appropriations Bill.</i>
<b>57.3</b>	<b>Commitments to Treatment Facilities</b>
Amend	<i>The Executive Budget recommends amending the proviso to replace appropriation with authorization at the request of the agency, to clarify that no general funds are appropriated for this purpose.</i>
<b>57.4</b>	<b>Judicial Commitment</b>
Amend	<i>The Executive Budget recommends amending the proviso to replace appropriation with authorization at the request of the agency to clarify that no general funds are appropriated for this purpose.</i>
<b>64.3</b>	<b>CJA Unexpended FY 2017-18 General Funds</b>
Delete	<i>The proviso permitted the Criminal Justice Academy to carry forward unexpended FY 2017-18 funds to complete necessary Dorm repairs and technology upgrades. The repairs and upgrades are complete and this proviso is no longer required.</i>
<b>65.29</b>	<b>CBD Pilot Program</b>
Delete	<i>This proviso establishes a study committee to explore the use of cannabidiol (CBD) oil in a therapeutic manner for incarcerated individuals. The Executive Budget recommends the deletion of this proviso in accordance with the governor’s vetoes in the FY 2018-19 Appropriations Bill.</i>
<b>66.6</b>	<b>Public Service Employment Set-Up Fee</b>
Amend	<i>The Executive Budget recommends amending this proviso to remove the requirement that the agency report to the Chairman of the Senate Finance Committee and the Chairman of the House Ways and Means Committee how many offenders are assessed the Public Service Employment Set-Up fee and the amount of funds collected.</i>
<b>80.1</b>	<b>Consumer Protection Code Violations Revenue</b>
Codify	<i>This proviso authorizes the agency to retain all funds paid in the resolution of cases involving statutes enforced by the agency and to use the retained funds to offset costs.</i>
<b>80.2</b>	<b>Student Athlete/Agents Registration</b>
Delete	<i>This proviso authorizes the agency to retain funds paid under Chapter 102, Title 59 (Uniform Athlete Agency Acts) for enforcement of the chapter. The Athlete Act was amended in 2018 codifying the ability for the agency to retain funds received pursuant to the Act (H3068). As such, the proviso is no longer needed.</i>

<b>80.3</b>	<b>Expert Witness/Assistance Carry Forward</b>
Codify	<i>This proviso authorizes the agency to carry forward unexpended funds appropriated for the expert witness/assistance program. Carry forward is needed as the matters in which expert witnesses are hired frequently span two or more fiscal years.</i>
<b>80.4</b>	<b>Registered Credit Grantor Notification and Maximum Filing Fees Retention</b>
Codify	<i>This proviso authorizes the agency to retain funds collected to cover operational costs and to carry forward such funds.</i>
<b>80.5</b>	<b>Retention of Fees</b>
Codify	<i>This proviso authorizes the agency to retain funds collected under Motor Club Services and Physical Fitness Services for program implementation.</i>
<b>81.13</b>	<b>Amusement Park Rides</b>
Delete	<i>The Executive Budget recommends deleting this proviso as the language has been vetoed and sustained.</i>
<b>82.7</b>	<b>Phoenix III Migration Pilot</b>
Amend (Technical)	<i>This proviso allows the remainder of earmarked funds to be utilized for the Phoenix project in FY 2019-20. The Executive Budget recommends amending to update the fiscal year reference.</i>
<b>82.8</b>	<b>Real ID</b>
Amend (Technical)	<i>This proviso grants the agency the flexibility to spend any remaining cash, except funds designated for the Phoenix project, on Real ID implementation in FY 2019-20. The Executive Budget recommends amending to update the fiscal year reference.</i>
<b>83.5</b>	<b>UI Tax System Modernization</b>
Amend	<i>This proviso allows the agency to dispose of unused property which has federal equity and, in compliance with the Reed Act, use the funds for the Unemployment Insurance program. The change requested decreases the amount of funds authorized (resulting from disposition of property) to be used for the Unemployment Insurance program's tax system modernization. The Executive Budget recommends amending to decrease the authorization as requested by the agency.</i>
<b>83.6</b>	<b>Employment Training Outcomes Data Sharing</b>
Amend	<i>This proviso requires the integration of data for the improvement of employment assessment outcomes by various providers and allows SCDEW to charge for providing employment related data to state agency recipients. The Executive Budget recommends removing language exempting the Department of Commerce from being charged for data sharing, which conforms the language to federal law.</i>
<b>84.9</b>	<b>Bridge Replacement in McCormick County</b>
Delete	<i>The Executive Budget recommends deletion as the project has been completed.</i>

<b>84.16</b>	<b>Public Utility Relocation</b>
Delete	<i>The Executive Budget recommends deletion as projects of this nature are multi-year and covered by federal law.</i>
<b>88.1</b>	<b>Charleston Cooper River Bridge Project</b>
Amend (Technical)	<i>The Executive Budget recommends updating the fiscal year reference.</i>
<b>88.5</b>	<b>Jasper Ocean Terminal Permitting</b>
Amend (Technical)	<i>The Executive Budget recommends updating the fiscal year reference.</i>
<b>88.6</b>	<b>Jasper Ocean Terminal Port Facility Infrastructure Fund</b>
Establish	<i>This proviso creates the Jasper Ocean Terminal Port Facility Infrastructure Fund and requires funds appropriated for the Jasper Ocean Terminal to be deposited and kept separate from the general fund and to accrue interest to remain in the fund and carry forward for activities associated with the development of the Jasper Ocean Terminal Port and any infrastructure necessary to support the facility.</i>
<b>91.23</b>	<b>Technology Panel</b>
Amend (Technical)	<i>This proviso requires an annual report on a variety of technology issues affecting K-12 institutions and libraries and contains a date reference that must be updated.</i>
<b>91.26</b>	<b>Lawsuit Party of Interest</b>
Delete	<i>This proviso is deleted as the Lieutenant Governor no longer serves as the President of the Senate.</i>
<b>93.2</b>	<b>CCRS Evaluations &amp; Placements</b>
Delete	<i>Act 160 repealed the Children's Case Resolution System, therefore this proviso should be deleted.</i>
<b>93.3</b>	<b>CCRS Significant Fiscal Impact</b>
Delete	<i>Act 160 repealed the Children's Case Resolution System, therefore this proviso should be deleted.</i>
<b>93.4</b>	<b>Foster Care Private Care Reviews</b>
Delete	<i>This proviso will be moved to the Department of Child Advocacy.</i>
<b>93.5</b>	<b>Guardian Ad Litem Program</b>
Delete	<i>This proviso will be moved to the Department of Child Advocacy.</i>

<b>93.6</b>	<b>Continuum of Care Carry Forward</b>
Delete	<i>This proviso will be moved to the Department of Child Advocacy.</i>
<b>93.19</b>	<b>Emerging Leaders Program</b>
Delete	<i>The veto of this proviso was sustained by the General Assembly.</i>
<b>93.21</b>	<b>OCAB Head Start Program</b>
Delete	<i>This proviso directed a one-time transfer of funds which has been completed.</i>
<b>93.22</b>	<b>Cherry Grove Deferred Maintenance</b>
Delete	<i>This proviso directed a transfer of funds to the Department of Education. This has been completed.</i>
<b>94.2</b>	<b>Suspected Fraud Reporting</b>
Establish	<i>Mandates that executive branch agencies, commissions, and universities report suspected fraud investigations to the Inspector General.</i>
<b>95.1</b>	<b>State Matching Funds Carry Forward</b>
Delete	<i>Act 261 eliminated the Office of the Lieutenant Governor (Section 95).</i>
<b>95.2</b>	<b>State Matching Funding Formula</b>
Delete	<i>Act 261 eliminated the Office of the Lieutenant Governor (Section 95).</i>
<b>95.3</b>	<b>Registration Fees</b>
Delete	<i>Act 261 eliminated the Office of the Lieutenant Governor (Section 95).</i>
<b>95.4</b>	<b>Council Meeting Requirements</b>
Delete	<i>Act 261 eliminated the Office of the Lieutenant Governor (Section 95).</i>
<b>95.5</b>	<b>Home and Community-Based Services</b>
Delete	<i>Act 261 eliminated the Office of the Lieutenant Governor (Section 95).</i>
<b>95.6</b>	<b>Geriatric Loan Forgiveness Program</b>
Delete	<i>Act 261 eliminated the Office of the Lieutenant Governor (Section 95).</i>
<b>95.7</b>	<b>Caregivers Carry Forward</b>
Delete	<i>Act 261 eliminated the Office of the Lieutenant Governor (Section 95).</i>

<b>95.8</b>	<b>Vulnerable Adult Guardian ad Litem Carry Forward</b>
Delete	<i>Act 261 eliminated the Office of the Lieutenant Governor (Section 95).</i>
<b>98.13</b>	<b>Investment Earnings and Interest</b>
Amend	<i>This proviso allows the State Treasurer to honor any statutory commitments before incurring or paying any routine investment costs.</i>
<b>100.2</b>	<b>Rental and Sub-Lease of Agency Property and Collection and Use of Revenues</b>
Amend	<i>The Executive Budget recommends amending this proviso to consolidate proviso's 100.2, 100.5, 100.8. and 100.12 to create one proviso that permits the Adjutant General's Office to retain and expend any revenue generated from leasing agency property or from sources such as vending machines, fines, and other sources of revenue.</i>
<b>100.5</b>	<b>Disasters Expenditure Status Report</b>
Delete	<i>The Executive Budget recommends combining this proviso with 100.2.</i>
<b>100.8</b>	<b>Retention and Lease of Property Revenue</b>
Delete	<i>The Executive Budget recommends combining this proviso with 100.2.</i>
<b>100.12</b>	<b>Parking Lot Revenues Columbia Armory, Buildings and Grounds</b>
Delete	<i>The Executive Budget recommends combining this proviso with 100.2.</i>
<b>100.19</b>	<b>Disasters Expenditure Status Report</b>
Amend (Technical)	<i>The Executive Budget recommends updating the fiscal year reference.</i>
<b>100.21</b>	<b>2017 Hurricane Irma and 2014 Ice Storm FEMA Match</b>
Delete	<i>This proviso permits the Emergency Management Division (EMD) of the Office of the Adjutant General to utilize existing funds to provide the non-federal cost share to state and local government entities for FEMA eligible work. The proviso also directs the EMD to use balances from the 2015 Flood disaster to reimburse counties and municipalities for non-federal cost share from remaining 2014 Ice Storm funds and sets guidelines for reimbursing non-profit entities.</i>



<b>101.7</b>	<b>Training &amp; Certification Program</b>
Amend	<i>This proviso specifies training and certification for members and staff of County Boards of Voter Registration and Elections, detailing the penalties if members do not comply. The Executive Budget recommends removing language in the proviso that is not in the statute. The statute states that the Governor must remove board members who do not comply with the certification requirements. The current proviso states that the county's delegation must replace a board member who does not comply with the certification requirements.</i>
<b>101.14</b>	<b>Voting System Refresh Funds Carry Forward</b>
Establish	<i>The Executive Budget recommends adding a new proviso to carry forward funds received in the prior fiscal year to refresh the current voting system to the current fiscal year to be used to purchase a new statewide voting system.</i>
<b>101.15</b>	<b>New Statewide Voting System Funds Carry Forward</b>
Establish	<i>The Executive Budget recommends adding a new proviso to carry forward funds appropriated in the prior fiscal year for a new statewide voting system to the current fiscal year for the same purpose.</i>
<b>101.16</b>	<b>Voting System Examination Fee</b>
Establish	<i>The Executive Budget recommends adding a new proviso that allows the agency to retain fees paid by vendors for the agency to examine new voting systems or upgrades.</i>
<b>102.3</b>	<b>SC Health &amp; Human Services Data Warehouse</b>
Amend (Technical)	<i>The Executive Budget recommends making a technical change to the Department of Administration to the Department of Child Advocacy.</i>
<b>102.6</b>	<b>911 Advisory Committee</b>
Delete	<i>The Governor vetoed this proviso for FY 2018-18 because it is no longer necessary. The General Assembly sustained the veto.</i>
<b>104.4</b>	<b>Insurance Coverage for Aging Entity Authorized</b>
Amend (Technical)	<i>This proviso authorizes The State Fiscal Accountability Authority, through the Insurance Reserve Fund to offer insurance coverage to an aging entity and its employees. It contains a fiscal year reference that must be updated.</i>
<b>108.6</b>	<b>State Health Plan</b>
Amend	<i>This proviso directs that employer and subscriber premiums for Plan Year 2020 remain the same as in Plan Year 2019. The Executive Budget supports this amendment.</i>

---

**108.12 Non-Revocation of Beneficiary Designations**

Delete *This proviso calls for the payment of benefits during Fiscal Year 2018-19, the provisions of Section 62-2-507 of the 1976 Code related to the revocation of beneficiary designations upon divorce be suspended for the administration of the employee benefit plans established pursuant to Article 5 of Chapter 11 of Title 1, Chapter 23 of the Title 8, or Title 9 of the 1976 Code. The Executive Budget recommends the deletion of this proviso in accordance with the governor's vetoes in the FY18-19 Appropriations Bill.*

---

**108.13 Removal of Notarization Requirement for Retirement Systems**

Delete *This proviso suspends, for Fiscal Year 2018-19, the requirement that a PEBA form or other writing signed by a member be "notarized" pursuant to Section 9-9-70(B). This proviso also suspends the provisions in Sections 9-1-1650, 9-9-70(A), 9-9-100(2), 9-11-110(1), 9-11-170(5) and 9-11-170(6) of the 1976 Code requiring a written beneficiary designation to be "duly acknowledged". The Executive Budget recommends the deletion of this proviso in accordance with the governor's vetoes in the FY18-19 Appropriations Bill.*

---

**108.14 Suspension of Fiduciary Audit**

Delete *This proviso suspends the provision of Section 9-4-40 of the 1976 Code requiring the performance and completion of a fiduciary audit of the Public Employee Benefit Authority for Fiscal Year 2018-19. The Executive Budget recommends the deletion of this proviso in accordance with the governor's vetoes in the FY18-19 Appropriations Bill.*

---

**109.10 Educational Credit for Exceptional Needs Children**

Delete *The Executive Budget recommends deletion as the language has been vetoed and sustained.*

---

**110.1 Ethics Commission Website Changes**

Delete *The Executive Budget recommends deleting this proviso. The agency would like to have the ability to make system changes to the agency's Reporting System without submitting proposed changes to the General Assembly for approval. The system changes the agency will make the Reporting System are to update and make the system more user-friendly.*

---

**110.3 Lobbyists and Lobbyist Principal Registration Fee**

Establish *The Executive Budget recommends adding a new proviso to allow the agency to retain, expend and carry forward the lobbyist registration fee as specified in Section 2-17-20 and the lobbyist principal registration fee as specified in Section 2-17-25 of the South Carolina Code..*

---

**112.1 Excess Debt Service**

Amend *This proviso should be updated to remove the one-time funding of the SLED Forensic Building and update a date reference.*

---

<b>112.2</b>	<b>Ports Authority Loan</b>
Delete	<i>The transfer has been completed, therefore this proviso should be deleted.</i>
<b>113.2</b>	<b>Quarterly Distributions</b>
Amend (Technical)	<i>This proviso establishes a quarterly distribution schedule for Local Government Fund payments under Part IA of the Appropriations Act. It contains a fiscal year reference that must be updated.</i>
<b>113.5</b>	<b>LGF</b>
Amend (Technical)	<i>This proviso suspends Sections 6-27-30 and Sections 6-27-50 of the South Carolina Code of Laws. It contains a fiscal year reference that must be updated.</i>
<b>113.7</b>	<b>Political Subdivision Flexibility</b>
Amend (Technical)	<i>This proviso allows political subdivisions to underfund state mandates in the same proportion by which the Local Government Fund has been reduced. It contains a fiscal year reference that must be updated.</i>
<b>117.2</b>	<b>Appropriations for Funds</b>
Amend (Technical)	<i>This proviso identifies the state funds from which resources have been appropriated by this bill. It contains a fiscal year reference that must be updated annually.</i>
<b>117.3</b>	<b>Fiscal Year Definitions</b>
Amend (Technical)	<i>This proviso identifies the terms and periods for which funds are being appropriated by this bill.</i>
<b>117.8 (B)</b>	<b>General Provisions: State Institutions – Revenues &amp; Income</b>
Delete	<i>This section of the proviso authorizes state supported higher education institutions to retain, expend, and carry forward their other funds without altering any of their reporting requirements. The section was added when their other funds were removed from the state budget. This proviso section is no longer needed, as the other funds of state supported higher education institutions are being added back into the state budget. The Executive Budget recommends deletion of the proviso section.</i>
<b>117.15</b>	<b>Allowance for Residences &amp; Compensation Restrictions</b>
Amend	<i>This proviso sets compensation rules and parameters for residences provided for employees. The terminology used for Department of Natural Resources staff is updated.</i>

<b>117.62</b>	<b>Prosecutors and Defenders Public Service Incentive Program</b>
Amend	<i>The Executive Budget recommends updating the agency reference to Commission on Prosecution Coordination and removing references to the South Carolina Student Loan Corporation and the Commission on Higher Education.</i>
<b>117.66</b>	<b>Sexually Violent Predator Program</b>
Delete	<i>This proviso allows the Department of Corrections to utilize inmate labor, after the Department of Mental Health has obtained all necessary project approvals, in the construction of an addition to the Edisto Unit at the Broad River Correctional Institution, which houses the Department of Mental Health's Sexually Violent Predator Treatment Program. The Executive Budget recommends the deletion of this proviso pursuant to a recommendation by the Department of Mental Health.</i>
<b>117.71</b>	<b>Printed Report Requirements</b>
Amend (Technical)	<i>This proviso contains date references which be updated.</i>
<b>117.88</b>	<b>Funds Transfer to ETV</b>
Delete	<i>This proviso requires the Department of Administration and Law Enforcement Training Council to transfer General Fund appropriations to ETV for certain services. The Executive Budget recommends deleting this proviso, as these appropriations are now made directly to ETV.</i>
<b>117.91</b>	<b>WIA Service Advertising</b>
Amend (Technical)	<i>This proviso establishes parameters for implementing Workforce Investment Boards' outreach programs. The Executive Budget recommends amending to update the fiscal year reference.</i>
<b>117.92</b>	<b>WIA Training Marketability Evaluation</b>
Amend (Technical)	<i>This proviso establishes reporting requirements for the South Carolina Department of Employment and Workforce regarding use of funds on marketable work skills training for the prior fiscal year. The Executive Budget recommends amending to update the fiscal year reference.</i>
<b>117.115</b>	<b>First Steps Reauthorization</b>
Delete	<i>This proviso reauthorized the Office of First Steps to School Readiness. The Executive Budget recommends deleting this proviso, as the agency has been reauthorized in permanent legislation.</i>
<b>117.121</b>	<b>Retail Facilities Revitalization Act Repeal Suspension</b>
Amend (Technical)	<i>This proviso suspends the repeal of Chapter 34 of Title 6 of the 1976 Code related to property and income tax credits for rehabilitation expenses incurred during renovation of former retail or service facilities. The Executive Budget recommends amending to update the fiscal year reference.</i>


<b>117.122</b>	<b>Pittman Robertson Funds State Match</b>
Delete	<i>The proviso requires the Conservation Bank to award \$2,000,000 to the Department of Natural Resources to be used as the state match for the Pittman Robertson Wildlife Restoration Fund. The Executive Budget recommends the deletion of this proviso in accordance with the governor's vetoes in the FY 2018-19 Appropriations Bill.</i>
<b>117.123</b>	<b>North American Wetlands Conservation Act State Match</b>
Delete	<i>The proviso requires the Conservation Bank to award \$1,000,000 to the Department of Natural Resources to be used as the state match for the North American Conservation Act or other eligible purposes. The Executive Budget recommends the deletion of this proviso in accordance with the governor's vetoes in the FY 2018-19 Appropriations Bill.</i>
<b>117.125</b>	<b>BabyNet</b>
Amend (Technical)	<i>This proviso requires the Executive Budget Office to conduct an inventory of all BabyNet-related spending, which shall be submitted to the Governor, the Chairman of the Senate Finance Committee, and the Chairman of the House Ways and Means Committee. This amendment will update the fiscal year language of the proviso.</i>
<b>117.128</b>	<b>Catastrophic Weather Event</b>
Amend (Technical)	<i>The Executive Budget recommends updating the fiscal year reference.</i>
<b>117.129</b>	<b>Study Committee on Electronic Recording of Custodial Interrogations</b>
Delete	<i>This proviso requires the establishment of a study committee for statewide implementation of electronic recording of custodial interrogations.</i>
<b>117.131</b>	<b>SCRS and PORS Contribution Rates</b>
Amend (Technical)	<i>The proviso contains a fiscal year reference that must be updated.</i>
<b>117.133</b>	<b>Opioid Abuse Prevention and Treatment Plan</b>
Amend	<i>This proviso requires the Department of Health and Human Services and the Department of Alcohol and Other Drug Abuse Services to establish a coalition of state agencies, providers and other related entities to combat the opioid epidemic in a collaborative manner. This amendment removes language regarding waivers and pilot programs. The Executive Budget recommends the amendment of this proviso pursuant to a recommendation by the Department of Health and Human Services.</i>
<b>117.136</b>	<b>Statewide Administrative Services</b>
Amend (Technical)	<i>The proviso contains a fiscal year reference that must be updated.</i>
<b>117.138</b>	<b>South Carolina Industry, Workforce and Education Data Warehouse</b>
Delete	<i>The Governor vetoed this proviso in FY 2018-19. The House of Representative continued the veto.</i>

<b>117.139</b>	<b>State Flag Study Committee</b>	
Delete		<i>The Executive Budget recommends deletion of this proviso.</i>
<b>117.147</b>	<b>Differential Tuition Fee Transparency</b>	
Establish		<i>The Executive Budget Office recommends establishing a new proviso requiring institutions of higher learning in the current fiscal year to itemize or clearly display on their tuition and fee invoices any differences in tuition and/or fees from the previous year. In addition, at minimum, institutions will be required to provide a link to their respective websites that will explain the purpose and/or need for the differences being assessed.</i>
<b>118.1</b>	<b>Year End Cutoff</b>	
Amend (Technical)		<i>This proviso defines the terms and conditions under which funds appropriated may lapse to the General Fund. The Executive Budget recommends updating the fiscal year.</i>
<b>118.2</b>	<b>Titling of Real Property</b>	
Amend		<i>The amendment adds the Department of Natural Resources' exemption from the titling of real property provision as adopted by the Budget and Control Board on March 21, 2006.</i>
<b>118.9</b>	<b>Tax Relief Trust Fund</b>	
Amend (Technical)		<i>The proviso contains a fiscal year reference that must be updated.</i>
<b>118.13</b>	<b>Nonrecurring Revenue</b>	
Delete		<i>The proviso appropriates non-recurring revenue for Fiscal Year 2018-19 and should be deleted.</i>
<b>118.14</b>	<b>Nonrecurring Revenue</b>	
Establish		<i>This proviso appropriates non-recurring revenue for Fiscal Year 2019-20.</i>

This page intentionally blank.

This page intentionally blank.





# Summary Control Document

Updated 09/11/19	SUMMARY CONTROL DOCUMENT FY 2019-20 Appropriation Bill	Governor's Executive Budget																		
		The Summary Control Document is the SC Department of Administration - Executive Budget Office's attempt to maintain a historical record in summary form reflecting the Governor's Budget recommendations. It is not intended to be construed as a binding, legal document.																		
		Line	Description	State				Federal Funds	Other Funds	Total	Line	Description	State				Federal Funds	Other Funds	Total	
				Part IA Recurring Funds	Nonrecurring Proviso	FY 2018-19 Capital Reserve Fund	Total State Funds						Part IA Recurring Funds	Nonrecurring Proviso	FY 2018-19 Capital Reserve Fund	Total State Funds				
																				FY 2019-20 Agency Beginning Base
		<b>ESTIMATED REVENUES</b>																		
1		General Fund Revenue (BEA Forecast 11/08/18)	9,330,674,000				9,330,674,000						9,330,674,000							9,330,674,000
2		Less: Transfer to Tax Relief Trust Fund/Res Prop Tax (Capped at FY 01-02 Level)	(614,053,000)				(614,053,000)					(614,053,000)								(614,053,000)
3		Plus: Prior Year Tax Relief Trust Fund Brought Forward	-				-					-								-
4		General Fund Revenue (Net of Tax Relief Transfer)	8,716,621,000				8,716,621,000					8,716,621,000								8,716,621,000
5		Less: General Reserve Contribution [§ 11-11-310] (FY 2018-19 Balance = \$379,123,483)	(27,089,778)				(27,089,778)					(27,089,778)								(27,089,778)
6		Net General Fund Revenue Available for Appropriation	8,689,531,222				8,689,531,222					8,689,531,222								8,689,531,222
7		Less: FY 2018-19 Appropriation Base	(8,218,823,691)				(8,218,823,691)					(8,218,823,691)								(8,218,823,691)
8																				
9																				
10																				
11		"New" Recurring Revenue	470,707,531				470,707,531					470,707,531								470,707,531
12																				
13		<b>ENHANCEMENTS AND ADJUSTMENTS:</b>																		
14		Police Officers, Peace Officer, and Firefighters Retirement Income Tax Exemption	(9,143,000)				(9,143,000)					(9,143,000)								(9,143,000)
15		Military Retirement Income Tax Exemption	(11,599,570)				(11,599,570)					(11,599,570)								(11,599,570)
16																				
17		Subtotal, Enhancements and Adjustments	(20,742,570)				(20,742,570)					(20,742,570)								(20,742,570)
18																				
19		Subtotal, Part I Revenues	449,964,961				449,964,961					449,964,961								449,964,961
20																				
21		<b>NONRECURRING REVENUES</b>																		
22		FY 2018-19 Capital Reserve Fund	151,649,393				151,649,393					151,649,393								151,649,393
23		FY 2017-18 Contingency Reserve Fund	169,541,926				169,541,926					169,541,926								169,541,926
24		Projected FY 2018-19 General Fund Surplus	217,734,000				217,734,000					217,734,000								217,734,000
25																				
26																				
27		Subtotal, Nonrecurring Revenues	387,275,926				387,275,926					387,275,926								387,275,926
28																				
29		<b>FEDERAL &amp; OTHER FUNDS REVENUE PROJECTIONS SUPPORTING APPROPRIATIONS</b>																		
30		FY 2018-19 Base																		
31		FY 2018-19 Adjustment	7,902,340,797				8,682,393,620					7,902,340,797								8,682,393,620
32		FY 2018-19 Projected EIA Revenue Increase (See EIA Section)	3,807,188,013				104,663,051					3,807,188,013								104,663,051
33		FY 2018-19 Lottery Revenue (See Lottery Section)																		
34																				
35		Subtotal, Federal & Other Funds Revenue																		
36																				
37		TOTAL "NEW" FUNDS	449,964,961				449,964,961					449,964,961								449,964,961
38																				
39		<b>TOTAL ALLOCATIONS</b>																		
40		Recurring Allocations	449,964,961				449,964,961					449,964,961								449,964,961
41		Nonrecurring Allocations																		
42		GRAND TOTAL RECOMMENDED ALLOCATIONS	449,964,961				449,964,961					449,964,961								449,964,961
43																				
44		<b>RESIDUAL BALANCE</b>																		
45		RESIDUAL—Recurring Appropriations																		
46		RESIDUAL—EIA																		
47		RESIDUAL—LOTTERY																		
48		RESIDUAL—Nonrecurring Appropriations																		
49																				
50		GRAND TOTAL RESIDUAL NOT ALLOCATED																		
51																				
52		<b>FY 2018-2019 APPROPRIATION ACT RECAP</b>																		
53		PART IA																		
54		NON-RECURRING PROVISOS																		
55		TOTAL FY 2018-19 APPROPRIATION ACT																		
56		FY 2018-2019 SURPLUS																		
57		FY 2018-2019 CAPITAL RESERVE FUND																		
58																				

Updated 09/11/19		SUMMARY CONTROL DOCUMENT FY 2019-20 Appropriation Bill															Governor's Executive Budget	
<i>The Summary Control Document is the SC Department of Administration - Executive Budget Office's attempt to maintain a historical record in summary form reflecting the Governor's Budget recommendations. It is not intended to be construed as a binding, legal document.</i>																		
Line	Ag#	Sec #	Agency	Beginning Base	Part 1A Recurring Funds	Nonrecurring Proviso	State		Total State Funds	Federal Funds	Other Funds	Total	Line	Funds	Total	Funds		
							FY 2018-19 Capital Reserve Fund	FY 2019-20 Agency										
59									9,207,542,228	8,787,056,671	11,733,879,810		59		29,728,478,709			
60													60					
61				8,218,823,691									61					
62													62					
63													63					
64													64					
65													65					
66	F300	106											66		49,708,000	49,708,000		
67					49,708,000				49,708,000				67		32,411,836	32,411,836		
68					32,411,836				32,411,836				68					
69													69					
70					82,119,836				82,119,836				70		82,119,836	82,119,836		
71					82,119,836				82,119,836				71					
72													72					
73	F310	107		151,649,393					151,649,393				73		151,649,393	151,649,393		
74					10,835,912				10,835,912				74		10,835,912	10,835,912		
75													75					
76					10,835,912				10,835,912				76		10,835,912	10,835,912		
77					162,485,305				162,485,305				77		162,485,305	162,485,305		
78													78					
79	V040	112		191,630,298					191,630,298				79		191,630,298	191,630,298		
80					(129,447,877)				(129,447,877)				80		(129,447,877)	(129,447,877)		
81													81					
82					(129,447,877)				(129,447,877)				82		(129,447,877)	(129,447,877)		
83					62,182,421				62,182,421				83		62,182,421	62,182,421		
84													84					
85	R440	109				200,000,000			200,000,000				85		200,000,000	200,000,000		
86													86					
87													87					
88						200,000,000			200,000,000				88		200,000,000	200,000,000		
89													89					
90													90					
91	X220	113		20,523,812					20,523,812				91		20,523,812	20,523,812		
92													92					
93													93					
94	X220	113		222,619,411					222,619,411				94		222,619,411	222,619,411		
95													95					
96													96					
97													97					
98					243,143,223				243,143,223				98		243,143,223	243,143,223		
99													99					
100	X440	114		20,430,000					20,430,000				100		20,430,000	20,430,000		
101													101					
102													102					
103													103					
104													104					
105					20,430,000				20,430,000				105		20,430,000	20,430,000		
106	X500	115											106		599,438,000	599,438,000		
107													107					
108													108		14,615,000	14,615,000		
109													109					
110													110		14,615,000	14,615,000		
111													111		614,053,000	614,053,000		
112				606,852,914	(36,497,129)	200,000,000			770,360,785				112		614,053,000	1,384,413,785		
113													113					
114													114					
115													115					
116													116					
117	H630	1		3,112,292,378					3,112,292,378				117		879,034,909	4,870,528,173		

Updated 08/11/19	SUMMARY CONTROL DOCUMENT FY 2019-20 Appropriation Bill											Governor's Executive Budget										
	The Summary Control Document is the SC Department of Administration - Executive Budget Office's attempt to maintain a historical record in summary form reflecting the Governor's Budget recommendations. It is not intended to be construed as a binding, legal document.																					
Line	FY 2019-20 Agency Beginning Base	Part 1A Recurring Funds	Nonrecurring Proviso	FY 2018-19 Capital Reserve Fund	Total State Funds	Federal Funds	Other Funds	Total Funds	Line	FY 2019-20 Agency Beginning Base	Part 1A Recurring Funds	Nonrecurring Proviso	FY 2018-19 Capital Reserve Fund	Total State Funds	Federal Funds	Other Funds	Total Funds					
118									118													
119		142,448	595,000		737,448			737,448	119								737,448					
120		5,000,000			5,000,000			5,000,000	120								5,000,000					
121		(3,000,000)			(3,000,000)			(3,000,000)	121								5,000,000					
122		5,123,956			5,123,956			5,123,956	122								5,123,956					
123		31,820,610			31,820,610			31,820,610	123								31,820,610					
124		46,354,044			46,354,044			46,354,044	124								46,354,044					
125		154,561,655			154,561,655			154,561,655	125								154,561,655					
126			5,000,000		5,000,000			5,000,000	126								5,000,000					
127		60,000			60,000			60,000	127								60,000					
128		60,000			60,000			60,000	128								60,000					
129									129													
130									130													
131									131													
132									132													
133									133													
134									134						24,351,000		24,351,000					
135									135													
136									136													
137									137			5,595,000		245,717,713		24,351,000	270,068,713					
138									138					3,358,010,091	879,200,886	903,385,909	5,140,596,886					
139									139								445,800,000					
140	H660								140								445,800,000					
141									141													
142									142													
143									143													
144									144													
145									145								445,800,000					
146									146													
147	A850								147							1,793,242	1,793,242					
148									148													
149									149													
150									150													
151									151													
152									152													
153									153							1,793,242	1,793,242					
154									154													
155	H710								155						240,000	985,321	7,521,559					
156									156													
157									157								100,000					
158									158								65,000					
159									159													
160									160													
161									161													
162									162													
163									163													
164									164								165,000					
165									165						240,000	985,321	7,686,559					
166									166													
167	H750								167								10,270,455					
168									168													
169									169													
170									170													
171									171													
172									172						600,000		600,000					
173									173													
174									174													
175									175													
176									176													
177									177						600,000		600,000					

Updated 08/11/19	SUMMARY CONTROL DOCUMENT FY 2019-20 Appropriation Bill													Governor's Executive Budget														
	The Summary Control Document is the SC Department of Administration - Executive Budget Office's attempt to maintain a historical record in summary form reflecting the Governor's Budget recommendations. It is not intended to be construed as a binding, legal document.																											
														State														
														FY 2018-19			FY 2019-20			Federal			Other			Total		
	Line														Part 1A Recurring Funds	Nonrecurring Proviso	Capital Reserve Fund	Total State Funds	Federal Funds	Other Funds	Total Funds							
178														15,214,882			15,214,882	1,739,000		10,270,455	27,224,337							
179																												
180	L120	7															4,853,260	353,227	784,047	5,990,534								
181																												
182																												
183																												
184																												
185																												
186																												
187																												
188																												
189																												
190																												
191																	4,853,260	353,227	784,047	5,990,534								
192																												
193	H670	8															285,923	200,000	18,715,000	19,200,923								
194																												
195																												
196																	1,412,513			1,412,513								
197																												
198																												
199																												
200																												
201																				10,000,000	10,000,000							
202																												
203																	1,412,513	10,000,000	11,412,513									
204																	1,698,436	200,000	28,715,000	30,613,436								
205																												
206	H030	11															35,442,484	4,729,832	5,469,188	45,641,504								
207																												
208																	1,500,000			1,500,000								
209																	380,000			380,000								
210																	35,953,978			35,953,978								
211																												
212																												
213																												
214																												
215																												
216																												
217																												
218																	37,833,978			37,833,978								
219																	73,026,462	4,729,832	5,469,188	83,475,482								
220																												
221	H060	12															26,293,354		5,550,000	31,843,354								
222																												
223																												
224																												
225																												
226																												
227																												
228																												
229																												
230																												
231																				500,000	500,000							
232																	26,293,354		6,050,000	32,343,354								
233																												
234																												
235	H090	13															11,335,813			32,868,063								
236																												



Unaudited 06/11/19		SUMMARY CONTROL DOCUMENT FY 2019-20 Appropriation Bill										Governor's Executive Budget							
The Summary Control Document is the SC Department of Administration - Executive Budget Office's attempt to maintain a historical record in summary form reflecting the Governor's Budget recommendations. It is not intended to be construed as a binding, legal document.																			
												State							
												FY 2018-19		FY 2019-20		Federal		Other	
												Capital Reserve Fund		Agency Beginning Base		Federal Funds		Other Funds	
												Nonrecurring Proviso		Part 1A Recurring Funds		Total State Funds		Total Funds	
Line																			
296																		296	
297																		297	
298																		298	
299																		299	
300																		300	
301																		301	
302																		302	
303																		303	
304																		304	
305																		305	
306																		306	
307																		307	
308																		308	
309	H210	18																309	
310																		310	
311																		311	
312																		312	
313																		313	
314																		314	
315																		315	
316																		316	
317																		317	
318																		318	
319																		319	
320																		320	
321																		321	
322																		322	
323	H240	19																323	
324																		324	
325																		325	
326																		326	
327																		327	
328																		328	
329																		329	
330																		330	
331																		331	
332																		332	
333																		333	
334																		334	
335																		335	
336																		336	
337	H270	20A																337	
338																		338	
339																		339	
340																		340	
341																		341	
342																		342	
343																		343	
344																		344	
345																		345	
346																		346	
347																		347	
348																		348	
349	H290	20B																349	
350																		350	
351																		351	
352																		352	
353																		353	
354																		354	
355																		355	

Unaudited 06/11/19	SUMMARY CONTROL DOCUMENT FY 2019-20 Appropriation Bill											Governor's Executive Budget				
	The Summary Control Document is the SC Department of Administration - Executive Budget Office's attempt to maintain a historical record in summary form reflecting the Governor's Budget recommendations. It is not intended to be construed as a binding, legal document.															
	FY 2019-20					State						Federal		Other		Total
Line	Agency	Beginning Base	Part 1A Recurring Funds	Nonrecurring Proviso	FY 2018-19 Capital Reserve Fund	Total State Funds	Federal Funds	Other Funds	Total Funds	Line						
356										356						
357										357						
358										358						
359										359						
360										360						
361										361						
H340	20C									362						
362		12,545,716								362						
363										363						
364										364						
365										365						
366										366						
367										367						
368										368						
369										369						
370										370						
371										371						
372										372						
373										373						
374										374						
375										375						
H360	20D									376						
376		4,148,894								376						
377										377						
378										378						
379										379						
380										380						
381										381						
382										382						
383										383						
384										384						
385										385						
386										386						
387										387						
388										388						
H370	20E									389						
389		2,797,605								389						
390										390						
391										391						
392										392						
393										393						
394										394						
395										395						
396										396						
397										397						
398										398						
399										399						
400										400						
401										401						
H380	20F									402						
402		2,011,893								402						
403										403						
404										404						
405										405						
406										406						
407										407						
408										408						
409										409						
410										410						
411										411						
412										412						
413										413						
414										414						



SUMMARY CONTROL DOCUMENT FY 2019-20 Appropriation Bill													
The Summary Control Document is the SC Department of Administration - Executive Budget Office's attempt to maintain a historical record in summary form reflecting the Governor's Budget recommendations. It is not intended to be construed as a binding, legal document.													
Unaudited 06/11/19	Line	H390	20G	-Sumter	Beginning Base	FY 2019-20 Agency	State				Federal	Other	Total
							Part IA Recurring Funds	Nonrecurring Proviso	FY 2018-19 Capital Reserve Fund	Total State Funds			
					3,335,584								
	415	H390	20G	-Sumter						3,335,584			5,541,981
	416			State Funds Adjustments:									416
	417												417
	418												418
	419			Federal Funds Adjustments:									419
	420												420
	421												421
	422			Other Funds Adjustments:									422
	423			Higher Education Other Funds Restoration							10,419,706		10,419,706
	424												424
	425			SUBTOTAL INCREMENTAL ADJUSTMENTS							10,419,706		10,419,706
	426			SUBTOTAL USC SUMMER				3,335,584			10,419,706		15,961,687
	427												427
	428	H400	20H	-Union		1,041,476				1,041,476			2,969,734
	429			State Funds Adjustments:									429
	430												430
	431												431
	432			Federal Funds Adjustments:									432
	433												433
	434												434
	435			Other Funds Adjustments:									435
	436			Higher Education Other Funds Restoration							4,661,055		4,661,055
	437												437
	438			SUBTOTAL INCREMENTAL ADJUSTMENTS							4,661,055		4,661,055
	439			SUBTOTAL USC UNION				1,041,476			4,661,055		7,630,789
	440												440
	441	H470	21	Winthrop		17,550,602				17,550,602			68,748,102
	442			State Funds Adjustments:									442
	443												443
	444												444
	445			Federal Funds Adjustments:									445
	446												446
	447												447
	448			Other Funds Adjustments:									448
	449			FTEs to Support Revenue Generation							859,375		859,375
	450			Other Fund Authorization Increase - E&G Restricted							1,000,000		1,000,000
	451			Higher Education Other Funds Restoration							99,457,180		99,457,180
	452												452
	453			SUBTOTAL INCREMENTAL ADJUSTMENTS							101,316,555		101,316,555
	454			SUBTOTAL WINTHROP				17,550,602			101,316,555		170,064,657
	455												455
	456	H510	23	Medical University of South Carolina - MUSC		75,833,525				75,833,525			235,160,414
	457			State Funds Adjustments:									457
	458												458
	459												459
	460			Federal Funds Adjustments:									460
	461			Federal Authorization Increase							8,128,280		8,128,280
	462												462
	463			Other Funds Adjustments:									463
	464			Higher Education Other Funds Restoration							454,681,405		454,681,405
	465												465
	466			SUBTOTAL INCREMENTAL ADJUSTMENTS							8,128,280		462,809,685
	467			SUBTOTAL MUSC				75,833,525			167,455,169		697,970,099
	468												468
	469	H530	24	Area Health Education Consortium (AHEC)		10,723,850				10,723,850			14,377,477
	470			State Funds Adjustments:									470
	471			Rural Physician Program				250,000					250,000
	472			AHEC Scholars				500,000					500,000
	473												473

Unaudited 06/11/19	SUMMARY CONTROL DOCUMENT FY 2019-20 Appropriation Bill	The Summary Control Document is the SC Department of Administration - Executive Budget Office's attempt to maintain a historical record in summary form reflecting the Governor's Budget recommendations. It is not intended to be construed as a binding, legal document.	Governor's Executive Budget									
			FY 2019-20 Agency Beginning Base	State				Federal	Other	Total		
Line			Part 1A Recurring Funds	Nonrecurring Proviso	FY 2018-19 Capital Reserve Fund	Total State Funds	Federal Funds	Other Funds	Total Funds	Line		
474		Federal Funds Adjustments:								474		
475										475		
476		Other Funds Adjustments:								476		
477										477		
478										478		
479										479		
480		SUBTOTAL INCREMENTAL ADJUSTMENTS	750,000	-	-	750,000			750,000	480		
481		SUBTOTAL CONSORTIUM OF COMMUNITY TEACHING HOSPITALS	11,473,850			11,473,850	844,700	2,808,927	15,127,477	481		
482										482		
483		SUBTOTAL INCREMENTAL ADJUSTMENTS	3,755,789	900,000	-	4,655,789				483		
484		SUBTOTAL HIGHER EDUCATION INSTITUTIONS	460,651,805			461,551,805	719,757,630	3,313,761,751	4,495,071,186	484		
485										485		
486	H590	Board for Technical and Comprehensive Education				156,604,098	52,614,581	39,502,260	248,720,939	486		
487		State Funds Adjustments:								487		
488		STEM Equipment for High-Demand Job Skills Training	12,000,000			12,000,000			12,000,000	488		
489		ReadySC Direct Training		19,185,000		19,185,000			19,185,000	489		
490										490		
491		Federal Funds Adjustments:								491		
492										492		
493										493		
494		Other Funds Adjustments:								494		
495		Higher Education Other Funds Restoration						462,628,025	462,628,025	495		
496										496		
497		SUBTOTAL INCREMENTAL ADJUSTMENTS	12,000,000	19,185,000	-	31,185,000		462,628,025	493,813,025	497		
498		SUBTOTAL BD, TECHNICAL & COMP. ED	168,604,098			187,789,098	52,614,581	502,130,285	742,533,964	498		
499										499		
500	H790	Department of Archives & History				2,916,148	897,583	1,294,158	5,107,889	500		
501		State Funds Adjustments:								501		
502										502		
503										503		
504		Federal Funds Adjustments:								504		
505										505		
506										506		
507		Other Funds Adjustments:								507		
508										508		
509										509		
510		SUBTOTAL INCREMENTAL ADJUSTMENTS				2,916,148	897,583	1,294,158	5,107,889	510		
511		SUBTOTAL DEPT OF ARCHIVES & HISTORY				2,916,148	897,583	1,294,158	5,107,889	511		
512										512		
513	H870	State Library	13,808,841			13,808,841	2,701,146	267,000	16,776,987	513		
514		State Funds Adjustments:								514		
515		Increase in Electronic Resources	200,000			200,000			200,000	515		
516										516		
517		Federal Funds Adjustments:								517		
518										518		
519		Other Funds Adjustments:								519		
520										520		
521										521		
522										522		
523		SUBTOTAL INCREMENTAL ADJUSTMENTS	200,000	-	-	200,000			200,000	523		
524		SUBTOTAL STATE LIBRARY	14,008,841			14,008,841	2,701,146	267,000	16,976,987	524		
525										525		
526	H910	Arts Commission				3,726,448	1,335,641	148,707	5,210,796	526		
527		State Funds Adjustments:								527		
528										528		
529										529		
530		Federal Funds Adjustments:								530		
531										531		
532										532		



Governor's Executive Budget																
Unaudited 08/11/19	SUMMARY CONTROL DOCUMENT FY 2019-20 Appropriation Bill															
	<i>The Summary Control Document is the SC Department of Administration - Executive Budget Office's attempt to maintain a historical record in summary form reflecting the Governor's Budget recommendations. It is not intended to be construed as a binding, legal document.</i>															
Line	FY 2019-20 Agency Beginning Base	State				Federal Funds	Other Funds	Total	Line	FY 2018-19 Capital Reserve Fund	Nonrecurring Proviso	Part 1A Recurring Funds	Total State Funds	Federal Funds	Other Funds	Total Funds
		74,811,713	1,440,857,396	74,811,713	1,440,857,396											
592																592
593																593
594																594
595																595
596	J040	34	138,587,243													596
597																597
598																598
599																599
600																600
601																601
602																602
603																603
604																604
605																605
606																606
607																607
608																608
609																609
610																610
611	J120	35	244,802,952													611
612																612
613																613
614																614
615																615
616																616
617																617
618																618
619																619
620																620
621																621
622																622
623																623
624																624
625																625
626																626
627																627
628																628
629	J160	36	251,139,739													629
630																630
631																631
632																632
633																633
634																634
635																635
636																636
637																637
638																638
639																639
640																640
641																641
642																642
643																643
644	J200	37	11,762,302													644
645																645
646																646
647																647
648																648
649																649
650																650



Updated 08/11/19		SUMMARY CONTROL DOCUMENT FY 2019-20 Appropriation Bill										Governor's Executive Budget									
The Summary Control Document is the SC Department of Administration - Executive Budget Office's attempt to maintain a historical record in summary form reflecting the Governor's Budget recommendations. It is not intended to be construed as a binding, legal document.																					
Line	L320	42	Housing Finance & Development Authority	State Funds Adjustments:	FY 2019-20 Agency Beginning Base	State				Federal	Other	Total	Line								
						Part 1A Recurring Funds	Nonrecurring Proviso	FY 2018-19 Capital Reserve Fund	Total State Funds					Federal Funds	Other Funds	Total Funds					
710													710								
711													711								
712													712								
713													713								
714													714								
715									923,353				923,353								
716									7,967,140				7,967,140								
717									1,185,000				1,185,000								
718													718								
719													719								
720										63,000			63,000								
721										420,997			420,997								
722										100,000			100,000								
723										72,159			72,159								
724										(57,983)			(57,983)								
725													725								
726									10,075,493				10,075,493								
727									173,055,408				173,055,408								
728													728								
P120		43	Forestry Commission		19,010,462																
729									19,010,462				19,010,462								
730													730								
731									1,452,500				1,452,500								
732									5,000,000				5,000,000								
733													733								
734													734								
735													735								
736													736								
737													737								
738													738								
739													739								
740									1,452,500				1,452,500								
741									20,462,962				20,462,962								
742													742								
P160		44	Department of Agriculture		12,442,528																
743									12,442,528				12,442,528								
744													744								
745									240,000				240,000								
746									1,000,000				1,000,000								
747									800,000				800,000								
748									2,000,000				2,000,000								
749													749								
750													750								
751													751								
752													752								
753													753								
754										29,879			29,879								
755										1,750,000			1,750,000								
756													756								
757									1,240,000				1,240,000								
758									13,682,528				13,682,528								
759													759								
P200		45	Clemson-PSA		43,521,749																
760									43,521,749				43,521,749								
761													761								
762													762								
763													763								
764													764								
765													765								
766													766								
767													767								
768													768								
769													769								

Unaudited 06/11/19		SUMMARY CONTROL DOCUMENT FY 2019-20 Appropriation Bill											Governor's Executive Budget				
The Summary Control Document is the SC Department of Administration - Executive Budget Office's attempt to maintain a historical record in summary form reflecting the Governor's Budget recommendations. It is not intended to be construed as a binding, legal document.																	
Line	FY 2019-20 Agency Beginning Base	State					Federal Funds	Other Funds	Total	Line	FY 2018-19 Capital Reserve Fund	Nonrecurring Proviso	Part 1A Recurring Funds	Total State Funds	Federal Funds	Other Funds	Total
		Part 1A Recurring Funds	Nonrecurring Proviso	Part 1A Recurring Funds	Total State Funds	Federal Funds											
770																	
771																	
772																	
773	P210	46															
774																	
775																	
776																	
777																	
778																	
779																	
780																	
781																	
782																	
783	P240	47															
784																	
785																	
786																	
787																	
788																	
789																	
790																	
791																	
792																	
793																	
794																	
795																	
796																	
797																	
798																	
799																	
800																	
801	P260	48															
802																	
803																	
804																	
805																	
806																	
807																	
808																	
809																	
810																	
811																	
812																	
813																	
814	P280	49															
815																	
816																	
817																	
818																	
819																	
820																	
821																	
822																	
823																	
824																	
825																	
826																	
827																	
828																	
829																	

Updated 02/11/19	SUMMARY CONTROL DOCUMENT FY 2019-20 Appropriation Bill											Governor's Executive Budget										
	The Summary Control Document is the SC Department of Administration - Executive Budget Office's attempt to maintain a historical record in summary form reflecting the Governor's Budget recommendations. It is not intended to be construed as a binding, legal document.																					
Line	FY 2019-20 Agency Beginning Base	Part 1A Recurring Funds	Nonrecurring Proviso	FY 2018-19 Capital Reserve Fund	State Funds	Federal Funds	Other Funds	Total Funds	Line	FY 2019-20 Agency Beginning Base	Part 1A Recurring Funds	Nonrecurring Proviso	FY 2018-19 Capital Reserve Fund	State Funds	Federal Funds	Other Funds	Total Funds					
830		500,000	1,000,000	10,519,000	12,019,000	2,505,110	2,404,937	14,423,937	830		500,000	1,000,000	10,519,000	12,019,000	2,505,110	2,404,937	14,423,937					
831		48,375,874			59,894,874		55,518,042	117,918,026	831		48,375,874			59,894,874		55,518,042	117,918,026					
832									832													
833					50,527,617			224,534,132	833					50,527,617	119,465,015	54,541,500	224,534,132					
834									834													
835			3,700,000		3,700,000			3,700,000	835			3,700,000		3,700,000			3,700,000					
836			275,000		275,000			275,000	836			275,000		275,000			275,000					
837			4,000,000		4,000,000			4,000,000	837			4,000,000		4,000,000			4,000,000					
838			100,000,000		100,000,000			100,000,000	838			100,000,000		100,000,000			100,000,000					
839									839													
840									840													
841									841													
842									842													
843									843													
844							70,000	70,000	844						70,000		70,000					
845									845													
846			107,975,000		107,975,000		70,000	108,045,000	846			107,975,000		107,975,000	70,000		108,045,000					
847			50,527,617		50,527,617	119,465,015	54,611,500	332,579,132	847			50,527,617		158,502,617	119,465,015	54,611,500	332,579,132					
848									848													
849	P340					18,000	405,150	423,150	849						18,000	405,150	423,150					
850									850													
851									851													
852									852													
853									853													
854									854													
855									855													
856									856													
857									857													
858									858													
859						18,000	405,150	423,150	859					18,000	405,150		423,150					
860									860													
861									861													
862	P360						13,836,012	13,836,012	862						13,836,012		13,836,012					
863									863													
864									864													
865									865													
866									866													
867									867													
868									868													
869									869													
870									870													
871									871													
872	P400				7,555,919			7,555,919	872					7,555,919			7,555,919					
873									873													
874									874													
875									875													
876									876													
877									877													
878									878													
879									879													
880									880													
881									881													
882	P450				20,511,856			20,511,856	882					20,511,856	700,000	21,394,000	42,605,856					
883									883													
884									884					1,523,800			1,523,800					
885									885													
886									886													
887									887													
888									888													
889									889					1,523,800			1,523,800					



Updated 06/11/19	SUMMARY CONTROL DOCUMENT FY 2019-20 Appropriation Bill										
	The Summary Control Document is the SC Department of Administration - Executive Budget Office's attempt to maintain a historical record in summary form reflecting the Governor's Budget recommendations. It is not intended to be construed as a binding, legal document.										
	Governor's Executive Budget										
	State		Federal		Other		Total				
FY 2018-19		FY 2019-20		FY 2018-19		FY 2019-20		FY 2018-19		FY 2019-20	
Capital Reserve Fund		Agency Beginning Base		Recurring Funds		Nonrecurring Proviso		Capital Reserve Fund		Total Funds	
Line											
890			22,035,656							22,035,656	
891											890
892	B040	57	57,413,479							57,413,479	891
893											892
894											893
895											894
896											895
897											896
898											897
899											898
900											899
901											900
902											901
903			57,413,479							57,413,479	902
904											903
905	CO50	58	2,689,301							2,689,301	904
906											905
907											906
908											907
909											908
910											909
911											910
912											911
913											912
914											913
915	E200	59	12,139,825							12,139,825	914
916											915
917											916
918											917
919											918
920											919
921											920
922											921
923											922
924											923
925											924
926											925
927	E210	60	27,460,563							27,460,563	926
928											927
929											928
930											929
931											930
932											931
933											932
934											933
935											934
936											935
937											936
938											937
939											938
940	E230	61	30,256,310							30,256,310	939
941											940
942											941
943											942
944											943
945											944
946											945
947											946
948											947
			30,256,310							30,256,310	948
											949
											950
											951
											952
											953
											954
											955
											956
											957
											958
											959
											960
											961
											962
											963
											964
											965
											966
											967
											968
											969
											970
											971
											972
											973
											974
											975
											976
											977
											978
											979
											980
											981
											982
											983
											984
											985
											986
											987
											988
											989
											990
											991
											992
											993
											994
											995
											996
											997
											998
											999
											1000

Updated 08/11/19	SUMMARY CONTROL DOCUMENT FY 2019-20 Appropriation Bill											Governor's Executive Budget										
	The Summary Control Document is the SC Department of Administration - Executive Budget Office's attempt to maintain a historical record in summary form reflecting the Governor's Budget recommendations. It is not intended to be construed as a binding, legal document.																					
Line	FY 2019-20 Agency Beginning Base	Part 1A Recurring Funds	Nonrecurring Proviso	FY 2018-19 Capital Reserve Fund	Total State Funds	Federal Funds	Other Funds	Total	Line	FY 2019-20 Agency Beginning Base	Part 1A Recurring Funds	Nonrecurring Proviso	FY 2018-19 Capital Reserve Fund	Total State Funds	Federal Funds	Other Funds	Total					
949									949													
950	D100	62	Governor's Office-SLED	51,903,316				51,903,316	950					25,000,000	23,548,045		100,451,361					
951			State Funds Adjustments:						951													
952			Law Enforcement Rank Change		814,413			814,413	952								814,413					
953			Vice Personnel		1,077,514	608,025		1,685,539	953								1,685,539					
954			SC Critical Infrastructure Cybersecurity Program Personnel		676,295	126,475		802,770	954								802,770					
955			Regulatory Personnel		57,800	3,000		60,800	955								60,800					
956			SC Critical Infrastructure Cybersecurity National Guard Participation		242,000	704,600		946,600	956								946,600					
957			Federal Funds Adjustments:						957													
958									958													
959			Other Funds Adjustments:						959													
960			Earmarked Authorization (NR)						960													
961									961						2,000,000		2,000,000					
962									962													
963			SUBTOTAL INCREMENTAL ADJUSTMENTS		2,868,022	1,442,100		4,310,122	963						2,000,000		6,310,122					
964			SUBTOTAL SLED		54,771,338			56,213,438	964						25,548,045		106,761,483					
965									965													
966	K050	63	Department of Public Safety	92,638,428				92,638,428	966						24,063,421	45,957,430	162,659,279					
967			State Funds Adjustments:						967													
968			Master Troop/Officer Rank		711,200			711,200	968								711,200					
969			Additional BPS Officers		444,036			444,036	969								444,036					
970									970													
971			Federal Funds Adjustments:						971													
972			Protect Safe Neighborhoods Grant Program						972						547,945		547,945					
973									973													
974			Other Funds Adjustments:						974													
975									975													
976			SUBTOTAL INCREMENTAL ADJUSTMENTS		1,155,236	-		1,155,236	976						547,945		1,703,181					
977			SUBTOTAL DEPARTMENT OF PUBLIC SAFETY		93,793,664			93,793,664	977						24,611,366	45,957,430	164,362,460					
978									978													
979	N200	64	Law Enforcement Training Council (Criminal Justice Academy)	5,325,779				5,325,779	979						601,000	8,650,000	14,576,779					
980			State Funds Adjustments:						980													
981			Reduce Reliance on Fines/Fees		8,650,000			8,650,000	981								8,650,000					
982			Instructor Salary Realignment - Phase 3		182,820			182,820	982								182,820					
983			Expansion of Training		753,563			753,563	983								753,563					
984			IT Equipment Required for DIT and CIB Security			143,000		143,000	984								143,000					
985			ETV General Fund Restoration		(140,000)			(140,000)	985								(140,000)					
986									986													
987			Federal Funds Adjustments:						987													
988									988													
989			Other Funds Adjustments:						989													
990			Other Funds Authorization Decrease - Moved to General Fund						990						(8,650,000)		(8,650,000)					
991			Administrative Salary Realignment						991						155,025		155,025					
992									992													
993			SUBTOTAL INCREMENTAL ADJUSTMENTS		9,416,383	-	143,000	9,589,383	993						601,000	(8,494,975)	1,094,408					
994			SUBTOTAL LAW ENFORCEMENT TRAINING COUNCIL		14,772,162			14,915,162	994						155,025		15,671,187					
995									995													
996	N040	65	Dept. of Corrections	431,318,162				431,318,162	996						3,627,000	62,209,210	497,154,372					
997			State Funds Adjustments:						997													
998			Mental Health and Medical Position Retention		5,000,000			5,000,000	998								5,000,000					
999			Correctional Officer and Critical Security Support Staff Retention		6,037,806			6,037,806	999								6,037,806					
1000			Long-term Programming and Reentry Program Assistants		699,000			699,000	1000								699,000					
1001			Hepatitis "C" Treatment Program Phase I of V		10,000,000			10,000,000	1001								10,000,000					
1002			Electronic Health Record and Support for Mobile Data Collection		2,374,144			2,374,144	1002								2,374,144					
1003			Police Services Investigative Unit		640,915			640,915	1003								640,915					
1004			Detention Services and Equipment Upgrades						1004								40,000,000					
1005			Evidence Based Curriculum Programming			250,000		250,000	1005								250,000					
1006									1006													
1007			Federal Funds Adjustments:						1007													

Unaudited 09/11/19		SUMMARY CONTROL DOCUMENT FY 2019-20 Appropriation Bill													Governor's Executive Budget												
		<i>The Summary Control Document is the SC Department of Administration - Executive Budget Office's attempt to maintain a historical record in summary form reflecting the Governor's Budget recommendations. It is not intended to be construed as a binding, legal document.</i>																									
Line	Agency	Beginning Base	FY 2019-20				State				FY 2018-19		Federal		Other		Total										
			Part 1A Recurring Funds	Nonrecurring Proviso	Capital Reserve Fund	Total State Funds	Part 1A Recurring Funds	Nonrecurring Proviso	Capital Reserve Fund	Total State Funds	Federal Funds	Other Funds	Federal Funds	Other Funds	Total												
1008																		146,785	1008	146,785							
1009																			1009								
1010																			1010								
1011																			2,000,000	1011	2,000,000						
1012																			2,000,000	1012	2,000,000						
1013																				1013							
1014																			4,000,000	1014	4,000,000						
1015																			66,209,210	1015	66,209,210						
1016																			21,044,391	1016	21,044,391						
1017																				1017							
1018																				1018							
1019																				1,500,000	1019	1,500,000					
1020																				1,963,798	1020	1,963,798					
1021																				2,043,192	1021	2,043,192					
1022																					1022						
1023																					1023						
1024																					1024						
1025																					1025						
1026																					1026						
1027																					1027						
1028																					1028						
1029																					5,506,990	1029	5,506,990				
1030																					21,044,391	1030	21,044,391				
1031																						1031					
1032																						1032					
1033																						1033					
1034																						1034					
1035																						3,427,368	1035	3,427,368			
1036																						2,029,916	1036	2,029,916			
1037																						1,500,000	1037	1,500,000			
1038																						1,320,000	1038	1,320,000			
1039																							1039				
1040																							1040				
1041																							1041				
1042																							1042				
1043																							1043				
1044																							1044				
1045																							8,277,284	1045	8,277,284		
1046																							121,895,392	1046	121,895,392		
1047																								1047			
1048																								1048			
1049																								750,000	1049	750,000	
1050																								140,808	1050	140,808	
1051																								68,930	1051	68,930	
1052																									1052		
1053																									1053		
1054																									1054		
1055																									1055		
1056																									1056		
1057																									1057		
1058																									209,738	1058	209,738
1059																									750,000	1059	750,000
1060																									2,620,356	1060	2,620,356
1061																									261,814	1061	261,814
1062																										1062	
1063																										1063	
1064																										1064	
1065																										1065	
1066																										1066	



Unaudited 09/11/19	SUMMARY CONTROL DOCUMENT FY 2019-20 Appropriation Bill											Governor's Executive Budget				
	The Summary Control Document is the SC Department of Administration - Executive Budget Office's attempt to maintain a historical record in summary form reflecting the Governor's Budget recommendations. It is not intended to be construed as a binding, legal document.															
	Line	Agency Beginning Base	FY 2019-20 Recurring Funds	Part 1A Recurring Funds	Nonrecurring Proviso	FY 2018-19 Capital Reserve Fund	Total State Funds	Federal Funds	Other Funds	Total Funds	Line					
1126											1126					
1127											1127					
1128											1128					
1129											1129					
1130			4,268,720			4,268,720		13,630,754	17,899,474		1130					
1131								5,023,413	5,023,413		1131					
1132	79										1132					
1133											1133					
1134								60,268	60,268		1134					
1135								308,000	308,000		1135					
1136								55,680	55,680		1136					
1137								56,000	56,000		1137					
1138								130,000	130,000		1138					
1139											1139					
1140								609,948	609,948		1140					
1141								5,633,361	5,633,361		1141					
1142											1142					
1143	80		1,533,077			1,533,077		2,059,666	3,592,743		1143					
1144											1144					
1145				118,000		118,000			118,000		1145					
1146											1146					
1147											1147					
1148											1148					
1149											1149					
1150				118,000		118,000			118,000		1150					
1151				1,651,077		1,651,077		2,059,666	3,710,743		1151					
1152											1152					
1153	R360	81	1,439,506			1,439,506		36,797,608	41,141,378		1153					
1154											1154					
1155					1,000,000	1,000,000			1,000,000		1155					
1156											1156					
1157											1157					
1158											1158					
1159											1159					
1160											1160					
1161											1161					
1162											1162					
1163					1,000,000	1,000,000			1,000,000		1163					
1164						1,439,506		36,797,608	42,141,378		1164					
1165											1165					
1166	R400	82	87,488,086			87,488,086		10,447,596	99,635,682		1166					
1167											1167					
1168					180,000	180,000			259,100		1168					
1169						79,100			221,000		1169					
1170						221,000			221,000		1170					
1171									94,000		1171					
1172											1172					
1173											1173					
1174											1174					
1175											1175					
1176									300,000		1176					
1177											1177					
1178						300,100			874,100		1178					
1179						87,788,186		10,747,596	100,509,782		1179					
1180											1180					
1181	R600	83	502,036			502,036		150,987,848	167,507,768		1181					
1182											1182					
1183									950,000		1183					
1184											1184					

Unaudited 09/11/19		SUMMARY CONTROL DOCUMENT FY 2019-20 Appropriation Bill										Governor's Executive Budget									
The Summary Control Document is the SC Department of Administration - Executive Budget Office's attempt to maintain a historical record in summary form reflecting the Governor's Budget recommendations. It is not intended to be construed as a binding, legal document.																					
												State									
												FY 2018-19		FY 2019-20		Federal		Other		Total	
												Capital Reserve Fund		Agency Beginning Base		Federal Funds		Other Funds		Total Funds	
Line												Part IA Recurring Funds	Nonrecurring Proviso	FY 2018-19 Capital Reserve Fund	Total State Funds	Federal Funds	Other Funds	Total Funds	Line		
1185																				1185	
1186																				1186	
1187																				1187	
1188																				1188	
1189														950,000	950,000				950,000	1189	
1190												502,036	-	-	1,452,036	150,987,848	16,017,884	168,457,768		1190	
1191																				1191	
1192	U120	84													57,270		2,407,783,188	2,407,840,458		1192	
1193																				1193	
1194																				1194	
1195																				1195	
1196																				1196	
1197																		225,121,372	225,121,372	1197	
1198																		45,231,201	45,231,201	1198	
1199																		(35,195,032)	(35,195,032)	1199	
1200																		(3,128,785)	(3,128,785)	1200	
1201																		(44,715,084)	(44,715,084)	1201	
1202																				1202	
1203																		187,313,672	187,313,672	1203	
1204												57,270	-	-	57,270		2,595,096,860	2,595,154,130		1204	
1205																				1205	
1206	U150	85																252,985,870	252,985,870	1206	
1207																		(152,010,270)	(152,010,270)	1207	
1208																				1208	
1209																				1209	
1210																		(152,010,270)	(152,010,270)	1210	
1211																		100,975,600	100,975,600	1211	
1212																				1212	
1213	U200	86																189,925,000	189,925,000	1213	
1214																				1214	
1215																		3,555,715	3,555,715	1215	
1216																				1216	
1217																		3,555,715	3,555,715	1217	
1218																		193,480,715	193,480,715	1218	
1219																				1219	
1220	U300	87													2,092,434	3,478,867	5,000,000	10,571,301		1220	
1221																				1221	
1222																				1222	
1223																				1223	
1224																				1224	
1225																				1225	
1226																				1226	
1227																		1,000,000	1,000,000	1227	
1228																				1228	
1229																				1229	
1230																		1,000,000	1,000,000	1230	
1231												2,092,434	-	-	2,092,434	3,478,867	6,000,000	11,571,301		1231	
1232																				1232	
1233	Y140	88																		1233	
1234																				1234	
1235													5,000,000					5,000,000		1235	
1236																				1236	
1237																				1237	
1238													5,000,000	-				5,000,000		1238	
1239																		5,000,000		1239	
1240																				1240	
1241	A010	91A																300,000	14,858,694	1241	
1242																				1242	
1243																				1243	

SUMMARY CONTROL DOCUMENT FY 2019-20 Appropriation Bill												
Governor's Executive Budget												
Unaudited 09/11/19	Line	1244 1245 1246 1247 1248 1249 1250 1251 1252 1253 1254 1255 1256 1257 1258 1259 1260 1261 1262 1263 1264 1265 1266 1267 1268 1269 1270 1271 1272 1273 1274 1275 1276 1277 1278 1279 1280 1281 1282 1283 1284 1285 1286 1287 1288 1289 1290 1291 1292 1293 1294 1295 1296 1297 1298 1299 1300 1301 1302	Description	FY 2019-20 Agency Beginning Base	State				Federal	Other	Total	Line
					Part 1A Recurring Funds	Nonrecurring Proviso	FY 2018-19 Capital Reserve Fund	Total State Funds				
			<i>The Summary Control Document is the SC Department of Administration - Executive Budget Office's attempt to maintain a historical record in summary form reflecting the Governor's Budget recommendations. It is not intended to be construed as a binding, legal document.</i>									
			Other Funds Adjustments:									
			SUBTOTAL INCREMENTAL ADJUSTMENTS									
			SUBTOTAL THE SENATE			14,558,694	-	14,558,694	300,000	14,858,694		
			House of Representatives									
			State Funds Adjustments:		22,455,922			22,455,922		22,455,922		
			SUBTOTAL INCREMENTAL ADJUSTMENTS									
			SUBTOTAL HOUSE OF REPRESENTATIVES					22,455,922		22,455,922		
			Codification of Laws & Legislative Council									
			State Funds Adjustments:		4,363,292			4,363,292	300,000	4,663,292		
			SUBTOTAL INCREMENTAL ADJUSTMENTS									
			SUBTOTAL CODIFICATION OF LAWS & LEG COUNCIL					4,363,292	300,000	4,663,292		
			Legislative Services									
			State Funds Adjustments:		6,152,566			6,152,566		6,152,566		
			SUBTOTAL INCREMENTAL ADJUSTMENTS									
			SUBTOTAL LEGISLATIVE SERVICES					6,152,566		6,152,566		
			Legislative Audit Council									
			State Funds Adjustments:		2,040,507			2,040,507	400,000	2,440,507		
			SUBTOTAL INCREMENTAL ADJUSTMENTS									
			SUBTOTAL LEG AUDIT COUNCIL					2,040,507	400,000	2,440,507		
			Governor's Office-Executive Control of the State									
			State Funds Adjustments:		2,541,608			2,541,608		2,541,608		
			SUBTOTAL INCREMENTAL ADJUSTMENTS									
			SUBTOTAL EXECUTIVE CONTROL OF STATE					2,541,608		2,541,608		
			Governor's Office-Mansion & Grounds									
			State Funds Adjustments:		326,610			326,610	200,000	526,610		
			SUBTOTAL INCREMENTAL ADJUSTMENTS									
			SUBTOTAL MANSION & GROUNDS					326,610	200,000	526,610		
			Department of Administration									
			State Funds Adjustments:		58,154,642			58,154,642	147,013,300	263,405,542		
			ETV General Fund Restoration									
			Federal Funds Adjustments:					(1,272,513)		(1,272,513)		
			Low Income Energy Assistance Grant Authorization Increase						4,000,000	4,000,000		

Unaudited 09/11/19		SUMMARY CONTROL DOCUMENT FY 2019-20 Appropriation Bill												Governor's Executive Budget		
		The Summary Control Document is the SC Department of Administration - Executive Budget Office's attempt to maintain a historical record in summary form reflecting the Governor's Budget recommendations. It is not intended to be construed as a binding, legal document.														
Line																
		FY 2019-20 Agency Beginning Base		Part 1A Recurring Funds		Nonrecurring Proviso		FY 2018-19 Capital Reserve Fund		State Funds		Federal Funds		Other Funds		Total
1303																
1304																
1305																
1306																
1307																
1308	D250	94	Inspector General	683,132												683,132
1309			State Funds Adjustments:													1309
1310			Classified Salaries Adjustment		17,768											17,768
1311			Deputy Inspector General/Staff Attorney		113,803											113,803
1312																1312
1313			Other Funds Adjustments:													1313
1314																1314
1315			SUBTOTAL INCREMENTAL ADJUSTMENTS		131,571											131,571
1316			SUBTOTAL INSPECTOR GENERAL		814,703											814,703
1317																1317
1318	E080	96	Secretary of State	1,143,160												1,143,160
1319			State Funds Adjustments:													1319
1320																1320
1321																1321
1322			Other Funds Adjustments:													1322
1323			Other Funds Authorization Increase													150,000
1324			Other Funds Retirement, Health and Dental Increase													15,000
1325																1325
1326			SUBTOTAL INCREMENTAL ADJUSTMENTS													165,000
1327			SUBTOTAL SECRETARY OF STATE		1,143,160											2,284,255
1328																1328
1329	E120	97	Comptroller General	2,483,264												2,483,264
1330			State Funds Adjustments:													1330
1331																1331
1332																1332
1333			Other Funds Adjustments:													1333
1334																1334
1335			SUBTOTAL INCREMENTAL ADJUSTMENTS													1335
1336			SUBTOTAL COMPTROLLER GENERAL		2,483,264											3,358,698
1337																1337
1338	E160	98	State Treasurer	2,025,808												2,025,808
1339			State Funds Adjustments:													1339
1340																1340
1341																1341
1342			Other Funds Adjustments:													1342
1343			Investment Management Financial Software (Bloomberg/AIM)													205,000
1344			Identity Validation Services													45,000
1345			Health Insurance and 1% Pension Contribution Increase													146,000
1346																1346
1347			SUBTOTAL INCREMENTAL ADJUSTMENTS													396,000
1348			SUBTOTAL STATE TREASURER		2,025,808											7,891,061
1349																1349
1350	E190	99	Retirement Systems Investment Commission													15,803,000
1351			Other Funds Adjustments:													1351
1352			Other Funds Authorization Reduction													(500,000)
1353																1353
1354			SUBTOTAL INCREMENTAL ADJUSTMENTS													(500,000)
1355			SUBTOTAL RETIREMENT SYSTEMS INVESTMENT COMMISSION													15,303,000
1356	E240	100	Adjutant General	9,501,711												65,892,584
1357			State Funds Adjustments:													1357
1358			SC POST Challenge		625,000											625,000
1359			SC Emergency Management Division Personnel		120,000											120,000
1360			SC Youth Challenge-- Increase in State Matching Funds		250,000											250,000
1361																250,000



Unaudited 06/11/19	SUMMARY CONTROL DOCUMENT FY 2019-20 Appropriation Bill											Governor's Executive Budget										
	The Summary Control Document is the SC Department of Administration - Executive Budget Office's attempt to maintain a historical record in summary form reflecting the Governor's Budget recommendations. It is not intended to be construed as a binding, legal document.																					
Line	FY 2019-20 Agency Beginning Base		Part 1A Recurring Funds		Nonrecurring Proviso		FY 2018-19 Capital Reserve Fund		State Funds		Federal Funds		Other Funds		Total Funds							
1362			50,000					50,000							50,000	1362						
1363							2,200,000	2,200,000							2,200,000	1363						
1364							112,500	112,500							112,500	1364						
1365							250,000	250,000							250,000	1365						
1366							31,312,517	31,312,517							31,312,517	1366						
1367							9,000,000	9,000,000							9,000,000	1367						
1368																1368						
1369																1369						
1370										1,875,000					1,875,000	1370						
1371										750,000					750,000	1371						
1372																1372						
1373																1373						
1374																1374						
1375																1375						
1376							1,045,000	9,000,000	33,875,017	43,920,017	2,625,000				46,545,017	1376						
1377							10,546,711			53,421,728	52,368,912	6,646,961			112,437,601	1377						
1378																1378						
1379	E280	101					10,567,053			10,567,053		1,640,700			12,207,753	1379						
1380																1380						
1381										5,000,000					5,000,000	1381						
1382																1382						
1383																1383						
1384																1384						
1385																1385						
1386										5,000,000					5,000,000	1386						
1387										10,567,053		1,640,700			12,207,753	1387						
1388																1388						
1389	E500	102					5,084,658			5,084,658	25,000	5,889,274			10,998,932	1389						
1390																1390						
1391																1391						
1392																1392						
1393																1393						
1394																1394						
1395																1395						
1396																1396						
1397																1397						
1398																1398						
1399																1399						
1400										5,084,658	25,000	5,889,274			10,998,932	1400						
1401																1401						
1402	E550	104					1,649,652			1,649,652		19,356,299			21,005,951	1402						
1403																1403						
1404																1404						
1405																1405						
1406																1406						
1407												219,840			219,840	1407						
1408												4,475			4,475	1408						
1409																1409						
1410												224,315			224,315	1410						
1411										1,649,652		19,580,614			21,230,266	1411						
1412																1412						
1413	F270	105					4,627,581			4,627,581		2,379,639			7,007,220	1413						
1414																1414						
1415																1415						
1416																1416						
1417																1417						
1418												200,000			200,000	1418						
1419																1419						
1420												200,000			200,000	1420						

Unaudited 08/11/19		SUMMARY CONTROL DOCUMENT FY 2019-20 Appropriation Bill										Governor's Executive Budget			
The Summary Control Document is the SC Department of Administration - Executive Budget Office's attempt to maintain a historical record in summary form reflecting the Governor's Budget recommendations. It is not intended to be construed as a binding, legal document.															
Line		FY 2019-20 Agency Beginning Base	Part 1A Recurring Funds	Nonrecurring Proviso	FY 2018-19 Capital Reserve Fund	State			Federal			Other	Total		
						State Funds	Federal Funds	Total	Federal Funds	Funds	Total				
1421			4,627,581			4,627,581						2,579,639	7,207,220	1421	
1422														1422	
1423	F500 108	109,468,739				109,468,739						42,030,091	151,498,830	1423	
1424														1424	
1425														1425	
1426														1426	
1427														1427	
1428														1428	
1429														1429	
1430														1430	
1431							109,468,739					42,030,091	151,498,830	1431	
1432														1432	
1433	R440 109	50,696,295				50,696,295						34,177,093	84,873,388	1433	
1434														1434	
1435														1435	
1436														1436	
1437														1437	
1438														1438	
1439														1439	
1440														1440	
1441														1441	
1442														1442	
1443														1443	
1444							50,696,295					34,177,093	84,873,388	1444	
1445														1445	
1446	R520 110	1,441,951				1,441,951						517,508	1,959,459	1446	
1447														1447	
1448														1448	
1449														1449	
1450														1450	
1451														1451	
1452														1452	
1453														1453	
1454							1,441,951					517,508	1,959,459	1454	
1455														1455	
1456	S600 111	175,031				175,031						2,534	177,565	1456	
1457														1457	
1458														1458	
1459														1459	
1460														1460	
1461														1461	
1462														1462	
1463							175,031					2,534	177,565	1463	
1464														1464	

Unaudited 09/11/19	SUMMARY CONTROL DOCUMENT FY 2019-20 Appropriation Bill	The Summary Control Document is the SC Department of Administration - Executive Budget Office's attempt to maintain a historical record in summary form reflecting the Governor's Budget recommendations. It is not intended to be construed as a binding, legal document.	Governor's Executive Budget									
			State		Federal		Other		Total			
Line			FY 2018-19 Capital Reserve Fund	FY 2019-20 Agency Beginning Base	Part IA Recurring Funds	Nonrecurring Proviso	Total State Funds	Federal Funds	Other Funds	Total Funds		
1465												
1466												
1467												
1468												
1469												
1470												
1471												
1472												
1473												
1474												
1475												
1476												
1477												
1478												
1480												
1481												
1482												
1483												
1484												
1485												
1486												
1487												
1488												
1489												
1490												
1491												
1493												
1494												
1495												
1496												
1497												
1498												
1499												
1500												
1501												
1502												
1503												
1504												
1505												
1506												
1507												
1508												
1509												
1510												
1511												
1512												
1513												
1514												
1515												
1516												
1517												
1518												
1519												
1520												
1521												
1522												
1523												

Updated 00/11/19	SUMMARY CONTROL DOCUMENT FY 2019-20 Appropriation Bill	Governor's Executive Budget	State				Total		
			FY 2019-20 Agency Beginning Base	Part 1A Recurring Funds	Nonrecurring Proviso	FY 2018-19 Capital Reserve Fund		Other Funds	
Line						State Funds	Federal Funds	Other Funds	Total Funds
1524	CHE - LIFE Scholarships (Chapter 149, Title 59)		245,803,045			245,803,045			1524
1525	CHE - HOPE Scholarships (Section 59-150-370)		14,731,549			14,731,549			1525
1526	CHE - Palmetto Fellows Scholarships (Section 59-104-20)		67,729,904			67,729,904			1526
1527	CHE & State Tech Board - Tuition Assistance		52,590,073			52,590,073			1527
1528	CHE - Need-Based Grants		18,065,421			18,065,421			1528
1529	Higher Education Tuition Grants Commission - Tuition Grants		8,830,008			8,830,008			1529
1530	State Tech Board - Workforce Scholarships/Grants		3,000,000			3,000,000			1530
1531	State Tech Board - Workforce Partnership Grant		6,550,000			6,550,000			1531
1532									1532
1533									1533
1534									1534
1535	<b>Unclaimed Prizes</b>		<b>417,300,000</b>		-	<b>417,300,000</b>			1535
1536	State Tech Board - Workforce Scholarships and Grants		19,000,000			19,000,000			1536
1537									1537
1538									1538
1539									1539
1540	<b>FY2018-19 Surplus Supplemental</b>								1540
1541	State Tech Board - Workforce Scholarships and Grants			3,450,000		3,450,000			1541
1542	CHE - Higher Education Excellence Enhancement Program			4,000,000		4,000,000			1542
1543	CHE - National Guard Tuition Repayment Program (Section 59-111-75)			2,000,000		2,000,000			1543
1544	DAODAS - Gambling Addiction Services			50,000		50,000			1544
1545									1545
1546									1546
1547									1547
1548	<b>Total South Carolina Education Lottery Appropriations</b>		<b>436,300,000</b>	<b>9,500,000</b>		<b>445,800,000</b>			1548
1549									1549
1550	<b>Residual Balance</b>								1550

This page intentionally blank.

This page intentionally blank.



# Appendices

This page intentionally blank.



## Appendices

- January 11, 2019 letter from Frank Rainwater, Executive Director, South Carolina Revenue and Fiscal Affairs Office, certifying that the FY 2019-20 Executive Budget is balanced.
- November 28, 2018 letter from Frank Rainwater, Executive Director, South Carolina Revenue and Fiscal Affairs Office, regarding estimated costs of increasing base student costs by \$10 increments.
- November 27, 2018 letter from Frank Rainwater, Executive Director, South Carolina Revenue and Fiscal Affairs Office, assessing the prospective revenue impact of a full deduction of military retirement income in tax year 2019.
- November 27, 2018 letter from Frank Rainwater, Executive Director, South Carolina Revenue and Fiscal Affairs Office, assessing the prospective revenue impact of allowing a complete deduction of police officers, peace officers, and firefighters' retirement income from individual income tax beginning in tax year 2019.



**SOUTH CAROLINA  
REVENUE AND FISCAL AFFAIRS OFFICE**

EDWARD B. GRIMSALL, Chairman  
HOWELL CLIFORNE, JR.  
EMERSON F. GOMER, JR.

FRANK A. RAINWATER  
Executive Director

January 11, 2019

The Honorable Henry McMaster  
Governor, State of South Carolina  
The State House  
Columbia, South Carolina 29201

Dear Governor McMaster:

Pursuant to Proviso 117.66 and based upon the information provided by the Executive Budget Office, this letter is to certify that the proposed FY 2019-20 Executive Budget is in balance as follows:

General Fund Revenue	<u>\$8,668,788,652</u>
Appropriation of General Fund Expenditures (Part IA)	<u>\$8,668,788,652</u>
Balance	<u>\$0</u>

Sincerely,

Frank A. Rainwater  
Executive Director

FAR/ahp



**SOUTH CAROLINA  
REVENUE AND FISCAL AFFAIRS OFFICE**

EDWARD B. GRIMBALL, Chairman  
HOWELL CLYBORNE, JR.  
EMERSON F. GOWER, JR.

FRANK A. RAINWATER  
Executive Director

November 28, 2018

Mr. Kevin Etheridge  
Budget and Research Director, Executive Budget Office  
South Carolina Department of Administration  
1205 Pendleton Street, Suite 529  
Columbia, SC 29201

Dear Mr. Etheridge:

This letter is in response to your request for assistance in calculating the General Fund expenditure associated with increasing the Base Student Cost by a \$10 increment. Based upon the currently available data for FY 2019-20, the cost to maintain the Base Student Cost at \$2,485 is \$22,514,202. For each \$10 increment thereafter, the total General Fund expenditure increase, including both the Education Finance Act increase and associated fringe, is projected to be \$9,306,408. Please see the table below for the estimated General Fund expenditure to increase the Base Student Cost by \$10 increments.

FY 2019-20 Estimates	
Base Student Cost Increase	Total Estimated General Fund Expenditure Increase
\$10	\$31,820,610
\$20	\$41,127,018
\$30	\$50,433,426
\$40	\$59,739,834
\$50	\$69,046,242

Based upon the latest data available, we estimate a total average daily membership (ADM) of 760,933 and weighted pupil units (WPU) of 1,038,151 for FY 2019-20. Please see the table below for the estimated ADMs and WPU by district entity. We have assumed that EFA payments for students in residential treatment facilities will remain the same as in the most recently completed fiscal year.

Mr. Kevin Etheridge  
November 28, 2018  
Page 2

FY 2019-20 Estimates		
District Entity	Average Daily Membership	Weighted Pupil Units
Regular school districts	725,887	992,431
S.C. Public Charter School District	22,258	28,139
Charter Institute at Erskine	11,591	15,611
Special school districts	1,197	1,970
Total	760,933	1,038,151

Please note that the final 45-day ADM counts for FY 2018-19 are not yet available. Once these are released, we will review the data and make adjustments to these estimates if necessary.

If we may be of further assistance, please advise.

Sincerely,



Frank A. Rainwater  
Executive Director

FAR/lpw

cc: Mr. Brian Gaines, Director, Executive Budget Office  
Mr. Jake Scoggins, Budget Analyst, Executive Budget Office



## SOUTH CAROLINA REVENUE AND FISCAL AFFAIRS OFFICE

EDWARD B. GRIMBALL, Chairman  
HOWELL CLYBORNE, JR.  
EMERSON F. GOWER, JR.

FRANK A. RAINWATER  
Executive Director

November 27, 2018

The Honorable Henry McMaster  
Governor, State of South Carolina  
First Floor, State House  
Columbia, SC 29201

Dear Governor McMaster:

This letter is in response to a request by staff for the estimated revenue impact of a full deduction of military retirement income in tax year 2019. This proposal will speed up the implementation of Act 272 of 2016 and additionally provide a complete deduction of all military retirement income.

Act 272 of 2016 provides an individual income tax deduction of up to \$17,500 of earned income for taxpayers under age 65 that receive military retirement income. The deduction is equal to the amount of military retirement income, not to exceed \$17,500. When a taxpayer reaches age 65, the taxpayer may deduct up to \$30,000 of military retirement income. The military retirement deductions are phased-in beginning in tax year 2016 over a five-year period through tax year 2020. The deductions for tax year 2019 are \$14,600 and \$27,000, respectively, for taxpayers under age 65 and taxpayers 65 and older. The estimated revenue impact in FY 2019-20 for these deductions total \$16,491,477. The BEA revenue forecast for FY 2019-20 reflects this reduction in General Fund Individual income tax revenue.

Table 1 reports the estimated revenue impact of implementing Act 272 of 2016 and a full deduction of all military retirement income for taxpayers under age 65 in tax year 2019. We estimate that the individual income tax revenue impact of the fully implemented military retirement income deduction in FY 2019-20 will total \$17,687,767. For taxpayers under age 65, the BEA has included an \$8,599,377 reduction in the individual income tax revenue forecast to implement Act 277 of 2016 through FY 2019-20. Therefore, the proposed complete deduction of the remaining military retirement for taxpayers under age 65 will reduce individual income tax revenue by an additional \$9,084,390 in FY 2019-20.

**Table 1: Estimated Number and Tax Revenue Reduction for Military Retirees Under Age 65**

<b>Fiscal Year</b>	<b>Total Number of Active Duty Military Retirees</b>	<b>Maximum Earned Income Deduction Amount</b>	<b>Total Tax Revenue Reduction from Full Deduction Proposal</b>	<b>Annual Revenue Reduction</b>	<b>Additional Revenue Reduction from Full Military Retirement Deduction</b>
FY 2016-17	19,338	\$5,900	(\$4,048,245)	(\$4,048,245)	\$0
FY 2017-18	19,410	\$8,800	(\$5,636,034)	(\$1,587,789)	\$0
FY 2018-19	19,481	\$11,700	(\$7,230,806)	(\$1,594,772)	\$0
FY 2019-20	19,553	All	(\$17,687,767)	(\$10,456,961)	(\$9,088,390)

Table 2 reports the estimated revenue impact of implementing Act 272 of 2016 and a full deduction of all military retirement income for taxpayers age 65 and older in tax year 2019. We estimate that the individual income tax revenue impact of the fully implemented military retirement income deduction in FY 2019-20 will total \$10,403,280. For taxpayers age 65 and older, the BEA has included a \$7,892,100 reduction in the individual income tax revenue forecast to implement Act 277 of 2016 through FY 2019-20. Therefore, the proposed complete deduction of the remaining military retirement for taxpayers age 65 and older will reduce individual income tax revenue by an additional \$2,511,180 in FY 2019-20.

**Table 2: Estimated Number and Tax Revenue Reduction for Military Retirees Age 65 and Older**

<b>Fiscal Year</b>	<b>Total Number of Active Duty Military Retirees</b>	<b>Maximum Retirement Income Deduction Amount</b>	<b>Total Tax Revenue Reduction from Full Deduction Proposal</b>	<b>Annual Revenue Reduction</b>	<b>Additional Revenue Reduction from Full Military Retirement Deduction</b>
FY 2016-17	17,874	\$18,000	(\$2,451,350)	(\$2,451,350)	\$0
FY 2017-18	18,127	\$21,000	(\$4,282,550)	(\$1,831,200)	\$0
FY 2018-19	18,383	\$24,000	(\$6,143,350)	(\$1,860,800)	\$0
FY 2019-20	18,643	All	(\$10,403,280)	(\$4,259,930)	(\$2,511,180)

Combining the revenue impacts of the retirement income tax deduction for all military retirees results in an estimated total reduction in General Fund individual income tax revenue of \$28,091,047 in FY 2019-20. Of this total, the BEA has included a \$16,491,477 reduction in the individual income tax revenue forecast to implement Act 272 of 2016 through FY 2019-20. Therefore, the proposed complete deduction of the remaining

military retirement income beginning in tax year 2019 for all taxpayers receiving military retirement income will reduce General Fund individual income tax revenue by an additional \$11,599,570 in FY 2019-20.

**Table 3: Estimated Total Tax Revenue Reduction for All Military Retirees**

<b>Fiscal Year</b>	<b>Total Tax Revenue Reduction from Phased-In Deduction</b>	<b>Annual Tax Revenue Reduction from Full Deduction Proposal</b>	<b>Additional Revenue Reduction from Full Military Retirement Deduction</b>
FY 2016-17	(\$6,499,595)	(\$6,499,595)	\$0
FY 2017-18	(\$9,918,584)	(\$3,418,989)	\$0
FY 2018-19	(\$13,374,156)	(\$3,455,572)	\$0
FY 2019-20	(\$28,091,047)	(\$14,716,891)	(\$11,599,570)

If we may be of further assistance, please advise.

Sincerely,

Frank A. Rainwater  
 Executive Director

FAR/gos

cc: Mr. Kevin Etheridge, Executive Budget Office



## SOUTH CAROLINA REVENUE AND FISCAL AFFAIRS OFFICE

EDWARD B. GRIMBALL, Chairman  
HOWELL CLYBORNE, JR.  
EMERSON F. GOWER, JR.

FRANK A. RAINWATER  
Executive Director

November 27, 2018

The Honorable Henry McMaster  
Governor, State of South Carolina  
First Floor, State House  
Columbia, SC 29201

Dear Governor McMaster:

This letter is in response to a request by staff for the estimated revenue impact of allowing a comprehensive deduction of police officers, peace officers, and firefighters' retirement income from individual income tax beginning in tax year 2019.

This analysis is based on data from the S.C. Police Officers Retirement System (PORS). Membership in PORS includes police officers, firefighters, peace officers, coroners, magistrates, and probate judges. Police officers and firefighters must earn at least \$2,000 per year and devote at least 1,600 hours per year to this work. This revenue estimate includes all members of PORS, because the Public Employee Benefit Authority (PEBA) is unable to differentiate retirees by their previous occupations. Therefore, the estimated revenue impact may be over inclusive to the original request. In addition, this proposal includes otherwise eligible police officers, peace officers, and firefighters' retirement income earned in other states and retirement income of South Carolina retirees who do not participate in PORS.

We estimate that this proposal would reduce General Fund individual income tax revenue by \$9,143,000 in FY 2019-20.

The following is a detailed revenue impact analysis of the proposed protective services retirement income deduction. Since current statutes allow various amounts of retirement income deductions by taxpayers depending on their age, we use PORS data to segregate these taxpayers into two categories: age 65 and older and under age 65. Currently, taxpayers age 65 and older may deduct income of up to \$15,000 per year, while taxpayers under age 65 may deduct retirement income up to \$3,000 per year.

The latest available year of PORS data is for FY 2016-17. We estimate the number of retirees and their retirement benefits for tax year 2019, or FY 2019-20, by applying a 5.5



percent annual growth to the FY 2016-17 data, as advised by the PORS consulting actuaries. We estimate the number of additional retirees not covered by PORS by calculating the percentage of protective service providers in South Carolina for ages 18 to 60 from Census Bureau data and applying that percentage to the South Carolina population aged 60 and over. This adds approximately 12.4 percent more retirees and retirement benefits to the analysis above the retirees and retirement benefits provided by PORS.

PORS data is adjusted further for retirement benefits paid to disabled retirees because income from a total and permanent disability is deductible under current statutes in South Carolina. To account for this already exempt retirement income, we reduce the amount of estimated retirement benefits by 6.1 percent. This estimate is derived from PORS data indicating that approximately 15.3 percent of all retirement benefits in FY 2016-17 were disbursed to disabled retirees. Additionally, PORS' actuarial consultants estimate that 40 percent of disabled retirees would be classified as totally and permanently disabled. The product of these two estimates results in a 6.1 percent reduction in total retirement benefits.

The enclosed tables report the revenue impact by retirees under 65, age 65 and older, and in total. For example, we expect that 10,970 protective services retirees under age 65 in FY 2019-20 will have \$261,523,000 in retirement income. This represents approximately \$23,837 in average annual retirement income. Current law allows these retirees to deduct up to \$3,000 of retirement income. We estimate that the remaining \$228,613,000 in taxable retirement benefits at an average tax rate of 3.5 percent would generate \$8,001,000 in individual income tax in FY 2019-20.

For eligible protective services retirees age 65 and older, we expect that 10,120 retirees in FY 2019-20 will have \$190,388,000 in retirement income. This represents approximately \$18,820 in average annual retirement income. Current law allows these retirees to deduct up to \$15,000 of retirement income. We estimate that the remaining \$38,588,000 in taxable retirement benefits at an average tax rate of 2.96 percent would generate \$1,142,000 in individual income tax in FY 2019-20.

The average tax rates used in this analysis are based on a re-calculation of 2016 income tax returns after the proposed amount of deduction is applied. This method takes into account the large number of returns that have zero taxable income, returns that are reduced to zero taxable income by the deduction, and returns that do not benefit from the full amount of the proposed deduction. The tax rates for the two age groups are different because the larger deduction for age 65 and older further reduces remaining South Carolina income subject to tax.

Combining the revenue impacts of the proposed protective services retirement income deduction for both age groups results in an estimated reduction in General Fund individual income tax revenue of \$9,143,000 in FY 2019-20.

The Honorable Henry McMaster  
November 27, 2018  
Page 3

If we may be of further assistance, please advise.

Sincerely,



Frank A. Rainwater  
Executive Director

FAR/gos

Enclosure: 1

cc: Mr. Kevin Etheridge, Executive Budget Office

**Estimated Number of Retirees Under Age 65 Eligible for the Proposed Retirement Deduction**

Estimated Protective Services Retirement Benefit Payments	Estimated Number of Retirees	Estimated Annual Protective Services Retirement Benefits	Estimated Average Protective Services Retirement Benefit	Estimated Annual Protective Services Retirement Benefits Deducted Under Current Law, Maximum \$3,000	Estimated Remaining Protective Services Retirement Income	Estimated Tax on Remaining Protective Service Retirement Income
FY 2015-16	9,746	\$216,630,358	\$22,229	\$29,236,664	\$187,393,693	\$6,558,779
FY 2016-17	9,887	\$222,518,329	\$22,506	\$29,660,569	\$192,857,760	\$6,750,022
FY 2017-18e	10,230	\$234,826,000	\$22,949	\$30,690,000	\$204,136,000	\$7,145,000
FY 2018-19e	10,600	\$247,815,000	\$23,389	\$31,800,000	\$216,015,000	\$7,561,000
FY 2019-20e	10,970	\$261,523,000	\$23,837	\$32,910,000	\$228,613,000	\$8,001,000

**Estimated Number of Retirees Age 65 and Older Eligible for the Proposed Retirement Deduction**

Estimated Protective Services Retirement Benefit Payments	Estimated Number of Retirees	Estimated Annual Protective Services Retirement Benefits	Estimated Average Protective Services Retirement Benefit	Estimated Annual Protective Services Retirement Benefits Deducted Under Current Law, Maximum \$3,000	Estimated Remaining Protective Services Retirement Income	Estimated Tax on Remaining Protective Service Retirement Income
FY 2015-16	8,622	\$150,833,719	\$17,495	\$129,322,757	\$21,510,963	\$636,724
FY 2016-17	9,117	\$161,993,685	\$17,769	\$136,749,054	\$25,244,631	\$747,241
FY 2017-18e	9,440	\$170,954,000	\$18,119	\$141,600,000	\$29,354,000	\$869,000
FY 2018-19e	9,770	\$180,410,000	\$18,466	\$146,550,000	\$33,860,000	\$1,002,000
FY 2019-20e	10,120	\$190,388,000	\$18,820	\$151,800,000	\$38,588,000	\$1,142,000

**Estimated Total Number of Retirees Eligible for the Proposed Retirement Deduction**

Estimated Protective Services Retirement Benefit Payments	Estimated Number of Retirees	Estimated Annual Protective Services Retirement Benefits	Estimated Average Protective Services Retirement Benefit	Estimated Annual Protective Services Retirement Benefits Deducted Under Current Law, Maximum \$3,000	Estimated Remaining Protective Services Retirement Income	Estimated Tax on Remaining Protective Service Retirement Income
FY 2015-16	18,367	367,464,077	\$20,007	158,559,421	208,904,656	7,195,504
FY 2016-17	19,003	384,512,014	\$20,234	166,409,623	218,102,391	7,497,263
FY 2017-18e	19,670	405,780,000	\$20,629	172,290,000	233,490,000	8,014,000
FY 2018-19e	20,370	428,225,000	\$21,022	178,350,000	249,875,000	8,563,000
FY 2019-20e	21,090	451,911,000	\$21,428	184,710,000	267,201,000	9,143,000

Source: Police Officers Retirement System Actuarial Valuation Report, various years. US Census Bureau Annual Estimates of the Resident Population for Selected Age Groups for South Carolina, July 1, 2016. All calculations and estimates are by RFA staff.

This page intentionally blank.